



**MONTEREY PENINSULA  
ENGINEERING**

**DESIGN BID PROPOSAL FOR  
ASR 5 & 6**

# Section 1.0 Executive Summary

## A. Proposal Form 1: Transmittal Letter



# MONTEREY PENINSULA ENGINEERING

CONTRACTORS & ENGINEERS  
P.O. BOX 2317  
MONTEREY, CA 93942  
(831) 384-4081

December 7, 2018

CALIFORNIA AMERICAN WATER  
511 FOREST LODGE ROAD, SUITE 100  
PACIFIC GROVE, CALIFORNIA 93950  
Attn: Jay Drewry, jay.drewry@amwater.com

Re: Monterey Peninsula Water Supply Project - Fitch Park ASR Wells 5 and 6 Above Ground Facilities

Dear Sir/Madam:

**Monterey Peninsula Engineering, a Partnership** (the “Proposer”) hereby submits its Proposal in response to the Request for Proposals for the Monterey Peninsula Water Supply Project Fitch Park ASR Wells 5 and 6 Above Ground Facilities (the “RFP”) issued by California-American Water Company (“CAW”) on September 29, 2018, as amended.

As a duly authorized representative of the Proposer, I hereby certify, represent, and warrant, on behalf of the Proposer team, as follows in connection with the Proposal:

1. The Proposer acknowledges receipt of the RFP and the following addenda:

<u>No.</u>	<u>Date</u>
<u>1</u>	<u>10/9/2018</u>
<u>2</u>	<u>10/21/2018</u>
<u>3</u>	<u>10/29/2018</u>
<u>4</u>	<u>11/14/2018</u>
<u>5</u>	<u>11/28/2018</u>

5.2.3.1.1. The submittal of the Proposal has been duly authorized by, and in all respects is binding upon, the Proposer. Attachment 1 to this Transmittal Letter is a Certificate of Authorization which evidences my authority to submit the Proposal and bind the Proposer.

5.2.3.1.2. All information and statements contained in the Proposal are current, correct and complete, and are made with full knowledge that CAW will rely on such information and statements in selecting the most advantageous Proposal to CAW and executing the Contract.

5.2.3.1.3. Attachment 2 to this Transmittal Letter sets forth the Proposer’s Project team and identifies each

**Monterey Peninsula Water Supply Project  
Request for Proposals  
Design Build of Fitch Park ASR Wells 5 and 6 Above Ground Facilities**

team member's proposed role with respect to the Project. Attachment 3 to this Transmittal Letter provides licensing information for each Project team member.

- 5.2.3.1.4. Neither the Proposer nor any Project team member is currently suspended or debarred from doing business in the State of California;
- 5.2.3.1.5. There is no action, suit or proceeding, at law or in equity, before any court or similar governmental body, against the Proposer, wherein an unfavorable decision, ruling or finding would have a materially adverse effect on the ability of the Proposer to perform their respective obligations under the Contract or the other transactions contemplated hereby, or which, in any way, would have a materially adverse effect on the validity or enforceability of the obligations proposed to be undertaken by the Proposer, or any Contract or instrument entered into by the Proposer in connection with the transactions contemplated hereby.
- 5.2.3.1.6. No corporation, partnership, individual or association, officer, director, employee, manager, parent, subsidiary, affiliate or principal shareholder of the Proposer has been adjudicated to be in violation of any state or federal anti-trust or similar statute within the preceding five years, or previously adjudged in contempt of any court order enforcing such laws.
- 5.2.3.1.7. The Proposer and all Project team members have reviewed all of the engagements and pending engagements of the Proposer and all Project team members and no potential exists for any conflict of interest or unfair advantage.
- 5.2.3.1.8. No person or selling agency has been employed or retained to solicit the award of the Contract under an arrangement for a commission, percentage, brokerage or contingency fee or on any other success fee basis, except bona fide employees of the Proposer.
- 5.2.3.1.9. The principal contact person who will serve as the interface between CAW and the Proposer for all communications is:

NAME:	<b>Peter J. Taormina</b>
TITLE:	<b>Manager</b>
ADDRESS:	<b>192 Healy Avenue, Marina, CA 93933</b>
PHONE:	<b>(831) 384-4081</b>
FAX:	<b>(831) 384-5078</b>
EMAIL:	<b>peter@mpe2000.com</b>

- 5.2.3.1.10. The key technical and legal representatives available to provide timely response to written inquiries submitted and to attend meetings requested by CAW are:



**Monterey Peninsula Water Supply Project  
Request for Proposals  
Design Build of Fitch Park ASR Wells 5 and 6 Above Ground Facilities**

Technical Representative:

NAME: **Peter J. Taormina**  
TITLE: **Manager**  
ADDRESS: **192 Healy Avenue, Marina, CA 93933**  
PHONE: **(831) 384-4081**  
FAX: **(831) 384-5078**  
EMAIL: **peter@mpe2000.com**

Legal Representative:

NAME: **Paul B. Bruno**  
TITLE: **Manager**  
ADDRESS: **192 Healy Avenue, Marina, CA 93933**  
PHONE: **(831) 384-4081**  
FAX: **(831) 384-5078**  
EMAIL: **paul@mpe2000.com**

5.2.3.1.11. The Proposer has carefully examined all documents constituting the RFP and the addenda thereto.

5.2.3.1.12. The Contract in the form issued with this RFP is agreed to, except where changes have been requested in Proposal Form 11 and such changes have been indicated as conditions of the Proposal.

5.2.3.1.13. If selected, the Proposer agrees to negotiate in good faith to enter into a Contract that reflects the substantive terms and conditions of the RFP and the Proposal.


5.2.3.1.14. The Proposer has submitted all Proposal Forms and applicable bid packages and such Proposal Forms and applicable bid packages are a part of this Proposal.

**Monterey Peninsula Water Supply Project  
Request for Proposals  
Design Build of Fitch Park ASR Wells 5 and 6 Above Ground Facilities**

Having carefully examined the RFP and all other documents bound therewith, together with all addenda thereto, all information made available by CAW, and being familiar with the Project (as described in the RFP and the Contract) and the various conditions affecting the work, the Proposer hereby offers to furnish all labor, materials, supplies, equipment, facilities and services which are necessary, proper or incidental to carry out such work as required by and in strict accordance with the RFP and the Proposal, all for the prices set forth in the submitted bid packages.

Monterey Peninsula Engineering, A Partnership


Name of Proposer



---

Peter J. Taormina, Manager

Monterey Peninsula Engineering, A Partnership



---

Peter J. Taormina, Vice President

Monterey Peninsula Engineering, A General Partner



---

Paul B Bruno, President

MPE Management Group, A General Partner

**Monterey Peninsula Water Supply Project  
Request for Proposals  
Design Build of Fitch Park ASR Wells 5 and 6 Above Ground Facilities**

*Note: If this Proposal is being submitted by a corporation, the Proposal shall be executed in the corporate name by the president or other corporate officer with authority to bind the corporation, and the corporate seal shall be affixed and attested to by the clerk. A certificate of the secretary of the corporation evidencing the officer's authority to execute the Proposal shall be attached.*

*If this Proposal is being submitted by a joint venture or general partnership, it shall be executed by all partners, and any partner that is a corporation shall follow the requirements for execution by a corporation, as set forth above.*

*If this Proposal is being submitted by a limited partnership or a limited liability company, it shall be executed by the managing partner(s) or managing member thereof, and such shall also submit proof of authority to so execute the Proposal, in a form satisfactory to CAW. Any partner or member that is a corporation shall follow the requirements for execution by a corporation, as set forth above.*

(Use State-Appropriate form for Notary Public) State  
of \_\_\_\_\_ California \_\_\_\_\_  
County of \_\_\_\_\_ Monterey \_\_\_\_\_

**SEE ATTACHED  
NOTARY**

On this 7th day of December, 2018, before me appeared  
Peter J. Taormina, who is Manager of Monterey Peninsula Engineering, a Partnership, a California Partnership  
\_\_\_\_\_, personally known to me to be the person described in and who executed this Transmittal Letter and  
acknowledged that ~~she~~ he signed the same freely and voluntarily for the uses and purposes therein  
described.

In witness thereof, I have hereunto set my hand and affixed my official seal the day and year last written  
above.

\_\_\_\_\_  
Notary Public in and for the State of \_\_\_\_\_  
(Seal)

\_\_\_\_\_  
(Name Printed)

Residing at \_\_\_\_\_

Commission Number \_\_\_\_\_

## ACKNOWLEDGMENT

A notary public or other officer completing this certificate verifies only the identity of the individual who signed the document to which this certificate is attached, and not the truthfulness, accuracy, or validity of that document.

State of California  
County of Monterey )

On December 7, 2018 before me, Sandra L. Bruno, Notary Public  
(insert name and title of the officer)

personally appeared Peter J. Taormina,  
who proved to me on the basis of satisfactory evidence to be the person(s) whose name(s) is/are subscribed to the within instrument and acknowledged to me that he/she/they executed the same in his/her/their authorized capacity(ies), and that by his/her/their signature(s) on the instrument the person(s), or the entity upon behalf of which the person(s) acted, executed the instrument.

I certify under PENALTY OF PERJURY under the laws of the State of California that the foregoing paragraph is true and correct.

WITNESS my hand and official seal.

Signature

*Sandra L. Bruno*

(Seal)





**Monterey Peninsula Water Supply Project  
Request for Proposals  
Design Build of Fitch Park ASR Wells 5 and 6 Above Ground Facilities**

**Attachment 1**

**CERTIFICATE OF AUTHORIZATION\***

I, **Peter J. Taormina**, a resident of Carmel in the State of California, DO HEREBY CERTIFY that I am the Clerk/Secretary of **MPE Management Group, Inc.**, (a corporation) a general partner in **Monterey Peninsula Engineering, a Partnership**, duly organized and existing under and by virtue of the laws of California; that I have custody of the records of such corporation; and that as of the date of this certification, **Peter J. Taormina** holds the title of Secretary of the corporation, and is authorized to execute and deliver in the name and on behalf of the corporation the Proposal submitted by the partnership in response to the Request for Proposals for Monterey Peninsula Water Supply Project Fitch Park ASR Wells 5 and 6 , issued by California- American Water Company on **September 29, 2018**, as amended; and all documents, letters, certificates and other instruments which have been executed by such officer on behalf of the [corporation] in connection therewith.

IN WITNESS WHEREOF, I have hereunto set my hand and affixed the corporate seal of the partnership this **7th day of December, 2018**.

  
\_\_\_\_\_  
Clerk/Secretary

*\* Note: Separate certifications shall be submitted if more than one corporate officer has executed documents as part of the Proposal. Proposers shall make appropriate conforming modifications to this Certificate in the event that the signatory's address is outside of the United States.*

**Monterey Peninsula Water Supply Project  
Request for Proposals  
Design Build of Fitch Park ASR Wells 5 and 6 Above Ground Facilities**

**Attachment 2**

**PROJECT TEAM MEMBER LIST**

Proposals shall identify the names and roles of the Proposer and any Significant Subcontractors and all other Project team members identified to date:

<u><b>NAME:</b></u>	<u><b>ROLE:</b></u>
<u>Peter J. Taormina</u>	<u>Manager, Program Director, Commissioning Manag</u>
<u>Paul B. Bruno</u>	<u>CFO, Executive Administration</u>
<u>Jim Bruno</u>	<u>Operations Manager, Safety Manager, QA/QC Mana</u>
<u>Mike Barthel</u>	<u>Project Manager</u>
<u>Etheline Cimatú</u>	<u>Project Manager</u>
<u>Valentine Environmental Engineers</u>	<u>Professional Engineering/Design Services</u>
<u>Thayer Construction</u>	<u>Subcontractor - Building</u>
<u>Darrel Varni Electric Inc</u>	<u>Subcontractor - Electrical/Controls/Instrumentation</u>
<u> </u>	<u> </u>

Monterey Peninsula Engineering, a Partnership  
Name of Proposer

Peter J. Taormina  
Name of Designated Signatory



Signature

Manager

Title

**Monterey Peninsula Water Supply Project  
Request for Proposals  
Design Build of Fitch Park ASR Wells 5 and 6 Above Ground Facilities**

**Attachment 2**

**PROJECT TEAM MEMBER LIST**

Proposals shall identify the names and roles of the Proposer and any Significant Subcontractors and all other Project team members identified to date:

<b><u>NAME:</u></b>	<b><u>ROLE:</u></b>
<b>Peter J. Taormina</b> <hr/>	<b>Manager, Program Director, Commissioning Manager</b> <hr/>
<b>Paul B. Bruno</b> <hr/>	<b>CFO, Executive Administration</b> <hr/>
<b>Jim Bruno</b> <hr/>	<b>Operations Manager, Safety Manager, QA/QC Manager</b> <hr/>
<b>Mike Barthel</b> <hr/>	<b>Project Manager</b> <hr/>
<b>Etheline Cimatú</b> <hr/>	<b>Project Manager</b> <hr/>
<b>Valentine Environmental Engineers</b> <hr/>	<b>Professional Engineering/Design Services</b> <hr/>
<b>Thayer Construction</b> <hr/>	<b>Subcontractor - Building</b> <hr/>
<b>Darrel Varni Electric Inc</b> <hr/>	<b>Subcontractor - Electrical/Controls/Instrumentation</b> <hr/>
<hr/>	<hr/>

**Monterey Peninsula Engineering, a Partnership**

---

**Name of Proposer**

**Peter J. Taormina**

---

**Name of Designated Signatory**

---

**Signature**

---

**Manager**

---

**Title**





STATE OF CALIFORNIA  
**dca**  
DEPARTMENT OF CONSUMER AFFAIRS

CONTRACTORS  
STATE LICENSE BOARD  
ACTIVE LICENSE



License Number  
**972425**

Renew **PART**

Business Name  
**MONTEREY PENINSULA  
ENGINEERING A PARTNERSHIP**

Classification(s)  
**A B HAZ**



Expiration Date  
**04/30/2020**

[www.cslb.ca.gov](http://www.cslb.ca.gov)



## Contractor's License Detail for License # 972425

**DISCLAIMER: A license status check provides information taken from the CSLB license database. Before relying on this information, you should be aware of the following limitations.**

CSLB complaint disclosure is restricted by law (B&P 7124.6) If this entity is subject to public complaint disclosure, a link for complaint disclosure will appear below. Click on the link or button to obtain complaint and/or legal action information.

Per B&P 7071.17, only construction related civil judgments reported to the CSLB are disclosed.

Arbitrations are not listed unless the contractor fails to comply with the terms of the arbitration.

Due to workload, there may be relevant information that has not yet been entered onto the Board's license database.

Data current as of 12/6/2018 11:50:01 AM

### Business Information

MONTEREY PENINSULA ENGINEERING A PARTNERSHIP  
192 HEALY AVENUE  
MARINA, CA 93933-2203  
Business Phone Number:(831) 384-4081

Entity Partnership  
Issue Date 04/26/2012  
Expire Date **04/30/2020**

### License Status

**This license is current and active.**

All information below should be reviewed.

### Classifications

A - GENERAL ENGINEERING CONTRACTOR  
B - GENERAL BUILDING CONTRACTOR

### Certifications

HAZ - HAZARDOUS SUBSTANCES REMOVAL

### Bonding Information

**Contractor's Bond**

This license filed a Contractor's Bond with WESTERN SURETY COMPANY.

**Bond Number:** 929541042

**Bond Amount:** \$15,000

**Effective Date:** 01/01/2016

Contractor's Bond History

**Bond of Qualifying Individual**

This license filed Bond of Qualifying Individual number **929541043** for BARTOLO JAMES BRUNO in the amount of **\$12,500** with CONTINENTAL INSURANCE COMPANY.

**Effective Date:** 04/19/2012

This license filed Bond of Qualifying Individual number **929541044** for PETER JOSEPH TAORMINA in the amount of **\$12,500** with CONTINENTAL INSURANCE COMPANY.

**Effective Date:** 04/19/2012

**Workers' Compensation**

This license has workers compensation insurance with the TRAVELERS PROPERTY CASUALTY COMPANY OF AMERICA

**Policy Number:** UB4A19595818

**Effective Date:** 08/01/2018

**Expire Date:** 08/01/2019

Workers' Compensation History

**Other**

Personnel listed on this license (current or disassociated) are listed on other licenses.



# Contractor's License Detail for License # 605259

**DISCLAIMER: A license status check provides information taken from the CSLB license database. Before relying on this information, you should be aware of the following limitations.**

CSLB complaint disclosure is restricted by law (B&P 7124.6) If this entity is subject to public complaint disclosure, a link for complaint disclosure will appear below. Click on the link or button to obtain complaint and/or legal action information.

Per B&P 7071.17, only construction related civil judgments reported to the CSLB are disclosed.

Arbitrations are not listed unless the contractor fails to comply with the terms of the arbitration.

Due to workload, there may be relevant information that has not yet been entered onto the Board's license database.

Data current as of 12/6/2018 11:51:59 AM

### Business Information

WILLIAM A THAYER CONSTRUCTION INC  
220-J SAN BENANCIO ROAD  
SALINAS, CA 93908  
Business Phone Number:(831) 641-9147

Entity Corporation  
Issue Date 10/23/1990  
Reissue Date 01/16/2003  
Expire Date **01/31/2019**

### License Status

**This license is current and active.**

All information below should be reviewed.

### Classifications

B - GENERAL BUILDING CONTRACTOR

### Bonding Information

#### Contractor's Bond

This license filed a Contractor's Bond with HUDSON INSURANCE COMPANY.

**Bond Number:** 30017898

**Bond Amount:** \$15,000

**Effective Date:** 01/02/2017

[Contractor's Bond History](#)

#### Bond of Qualifying Individual

The qualifying individual WILLIAM ALAN THAYER certified that he/she owns 10 percent or more of the voting stock/membership interest of this company; therefore, the Bond of Qualifying Individual is not required.

**Effective Date:** 01/16/2003

### Workers' Compensation

This license has workers compensation insurance with the STATE COMPENSATION INSURANCE FUND

**Policy Number:**9137343

**Effective Date:** 01/01/2016

**Expire Date:** 01/01/2019

[Workers' Compensation History](#)

### Miscellaneous Information



01/16/2003 - LICENSE REISSUED TO ANOTHER ENTITY



STATE OF CALIFORNIA

**CDCA**

DEPARTMENT OF CONSUMER AFFAIRS

**CONTRACTORS  
STATE LICENSE BOARD  
ACTIVE LICENSE**



**605259**

License Number

Entity **CORP**

**WILLIAM A THAYER  
CONSTRUCTION INC**

Business Name

**B**

Classification

**01/31/2019**

Expiration Date

[www.cslb.ca.gov](http://www.cslb.ca.gov)







# Contractor's License Detail for License # 735622

**DISCLAIMER: A license status check provides information taken from the CSLB license database. Before relying on this information, you should be aware of the following limitations.**

CSLB complaint disclosure is restricted by law (B&P 7124.6) If this entity is subject to public complaint disclosure, a link for complaint disclosure will appear below. Click on the link or button to obtain complaint and/or legal action information.

Per B&P 7071.17 , only construction related civil judgments reported to the CSLB are disclosed.

Arbitrations are not listed unless the contractor fails to comply with the terms of the arbitration.

Due to workload, there may be relevant information that has not yet been entered onto the Board's license database.

Data current as of 12/6/2018 11:52:33 AM

### Business Information

DARREL VARNI ELECTRIC INC  
12 PARKWOOD DRIVE  
WATSONVILLE, CA 95076  
Business Phone Number:(831) 761-2288

Entity Corporation  
Issue Date 05/01/1997  
Reissue Date 12/05/2000  
Expire Date **12/31/2020**

### License Status

**This license is current and active.**

All information below should be reviewed.

### Classifications

C10 - ELECTRICAL

### Bonding Information

#### Contractor's Bond

This license filed a Contractor's Bond with AMERICAN CONTRACTORS INDEMNITY COMPANY.

**Bond Number:** 100387813

**Bond Amount:** \$15,000

**Effective Date:** 01/25/2018

[Contractor's Bond History](#)

#### Bond of Qualifying Individual

The qualifying individual DARREL JAMES VARNI certified that he/she owns 10 percent or more of the voting stock/membership interest of this company; therefore, the Bond of Qualifying Individual is not required.

**Effective Date:** 12/05/2000

### Workers' Compensation

This license has workers compensation insurance with the STATE COMPENSATION INSURANCE FUND

**Policy Number:**9225121

**Effective Date:** 01/31/2018

**Expire Date:** 01/31/2019

[Workers' Compensation History](#)

### Miscellaneous Information

12/05/2000 - LICENSE REISSUED TO ANOTHER ENTITY



## Business Information

DARREL VARNI ELECTRIC INC  
12 PARKWOOD DRIVE  
WATSONVILLE, CA 95076  
Business Phone Number:(831) 761-2288

**Entity** Corporation  
**Issue Date** 05/01/1997  
**Reissue Date** 12/05/2000  
**Expire Date** 12/31/2020



CONTRACTORS  
STATE LICENSE BOARD  
ACTIVE LICENSE



License Number **735622** Entity **CORP**  
Business Name **DARREL VARNI ELECTRIC INC**

Classification **C10**

Expiration Date **12/31/2018**

[www.cslb.ca.gov](http://www.cslb.ca.gov)





# MONTEREY PENINSULA ENGINEERING

---

CONTRACTORS & ENGINEERS  
P.O. BOX 2317  
MONTEREY, CA 93942  
(831) 384-4081

## Executive Summary

Monterey Peninsula Engineering has carefully reviewed the scope of work and feels confident we can execute this project in an efficient and safe manner while maintaining the timeline and our stringent safety goals.

We have been working in and around the constellation of ASR sites for decades now and have firsthand experience working at these locations and all along the General Jim Moore Blvd right of way. We have long established working relationships with most of the governing agencies for this project. FORA, Monterey Once Water (MRWPCA), MPWMD, Cities of Marina, Seaside, Del Rey Oaks and CSUMB are among a few that we have contracted with on projects within this projects sphere of influence.

MPE's experience with this particular areas pipe and road network, provides a distinct advantage towards minimizing potential impacts and efficiently solving the inevitable site specific problems that could arise. Aside from working on all existing ASR sites, we are currently enlarging the detention pond at ASR 1 and are contracted with CAWC to install the 16" ASR extension pipe in General Jim Moore Blvd that connects the proposed ASRs to existing ASR's.

The work in this DB proposal is to construct ASR's 5 & 6 to compliment ASRs 1, 2, 3 and 4. MPE has been involved in all past ASR projects and we have handpicked a team of major subcontractors and suppliers that also have direct experience with these past ASR's. In fact for ASR's 1-4, Darrel Varni Electrical has outfitted the electrical rooms, Thayer construction has built the architecturally unique structures and MPE has performed all site work and mechanical piping. Our team truly understands the nuances of this particular corner of the Peninsulas water system and have "been there, done that" when it comes to doing their part of the project. It also is important to understand our construction team is made up of only local businesses. Our utilization of a 100% local workforce provides a direct benefit to our local economy and highlights CAWC's commitment to the Peninsula.

Our design team leader Valentine Engineers is currently working with us on the new MPWSP booster station in Seaside and has worked with CAWC on several other projects. Aside from their previous experience in similar work they become very familiar with the CAWC team, the ASR system and our local permitting agencies. Although this projects' 30% design has been very well thought out by Pueblo Engineering, we feel the team we have assembled can still can maximize opportunities for constructability improvements.

## **Bid Format**

We have followed the bid schedule to develop our pricing. There will be no impact if we are asked to engage just one site at a time or both concurrently. Alternate VFD suppliers have been priced as additive items.

## **Timeline**

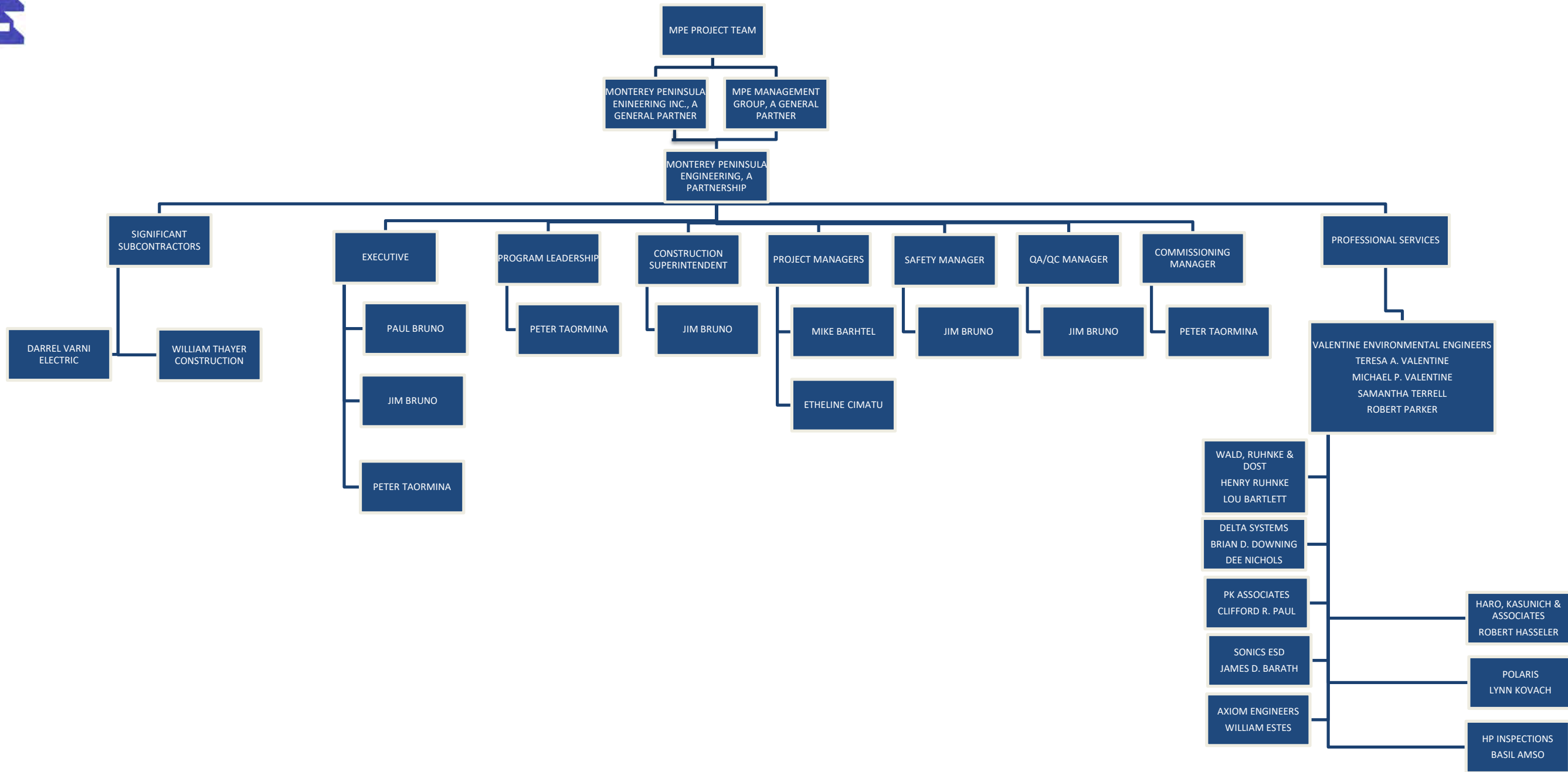
We estimate all work can be completed in the timeline depicted on our proposed schedule. Based on the relatively lengthy PGE and agency approval timelines, once we have a permitted and approved design, we plan to construct both sites concurrently with multiple crews, executing like items of work (pipeline, mechanical, grading, paving etc.) with crews that float between projects in a sequential manner. This will allow us to expedite the construction phase. That said, we will need to procure certain long lead items well before we have a 100% design. We assumed in our preliminary timeline that CAWC will employ their drilling/well subcontractor in early 2019 and complete their work in 3 months per site. Based on our estimation they will have moved on before we are permitted to begin the improvements. If for some reason the building design approvals are obtained prior to the completion of the well/drilling work we can leap frog from ASR 5 to 6 as they are released by the drilling/well contractor.

## **Construction**

We will utilize major manufactures and sub vendors such as Tesco, Cla-valve, Prominent, US pipe are to name a few. The VFD are priced as Eaton and Control Systems West will provide SCADA programming. To keep with the unique architectural character of the buildings we plan to employ decorative prefabricated sound wall panels for the well head screening. Traffic control measure will prioritize smooth traffic flow on General Jim Moor Blvd. We will endeavor to balance the site earthwork and thus minimize trucking. However the site for ASR 5 is rather hilly and could require walls. We have made a \$75,000 allowance for retaining walls at this location. Given both sites highly erodible and sandy soils we have planned for a robust SWPPP.



# MPE's Project Team Chart



# Section 1.0 Executive Summary

C. Proposal Form 2: Non-Collusion Affidavit



**Monterey Peninsula Water Supply Project  
Request for Proposals  
Design Build of Fitch Park ASR Wells 5 and 6 Above Ground Facilities**

(Use State-Appropriate Form for Notary Public)

**SEE ATTACHED  
NOTARY**

State of California

County of Monterey

On this 7th day of December, 2018, before me appeared Peter J. Taormina, who is Manager of Monterey Peninsula Engineering, a Partnership, a California Partnership, personally known to me to be the person described in and who executed this Transmittal Letter and acknowledged that ~~she~~/he signed the same freely and voluntarily for the uses and purposes therein described.

In witness thereof, I have hereunto set my hand and affixed my official seal the day and year last written above.

\_\_\_\_\_  
Notary Public in and for the State of \_\_\_\_\_

(Seal)

\_\_\_\_\_  
(Name Printed)

Residing at \_\_\_\_\_

Commission Number \_\_\_\_\_



## ACKNOWLEDGMENT

A notary public or other officer completing this certificate verifies only the identity of the individual who signed the document to which this certificate is attached, and not the truthfulness, accuracy, or validity of that document.

State of California  
County of Monterey

On December 7, 2018 before me, Sandra L. Bruno, Notary Public  
(insert name and title of the officer)


personally appeared Peter J. Taormina  
who proved to me on the basis of satisfactory evidence to be the person(s) whose name(s) is/are subscribed to the within instrument and acknowledged to me that he/she/they executed the same in his/her/their authorized capacity(ies), and that by his/her/their signature(s) on the instrument the person(s), or the entity upon behalf of which the person(s) acted, executed the instrument.

I certify under PENALTY OF PERJURY under the laws of the State of California that the foregoing paragraph is true and correct.

WITNESS my hand and official seal.

Signature

(Seal)





# Section 1.0 Executive Summary

## D. Proposal Form 3: Disclaimer Statement

**Monterey Peninsula Water Supply Project  
Request for Proposals  
Design Build of Fitch Park ASR Wells 5 and 6 Above Ground Facilities**

**PROPOSAL FORM 3**

**DISCLAIMER STATEMENT**

The information contained in or otherwise provided in connection with the Request for Proposals for the Monterey Peninsula Water Supply Project Fitch Park ASR Wells 5 and 6 Above Ground Facilities (the "RFP") issued by California-American Water Company ("CAWC") on XXXX XX, 2018, as amended, has been prepared by CAWC and, while such information is believed to be accurate and reliable, except as otherwise expressly set forth in the RFP, CAWC makes no representation as to such accuracy or reliability. In no way shall any such information constitute a representation or warranty by CAWC or any of its officials, employees, agents, consultants, attorneys, representatives, contractors, or subcontractors (the "CAWC Representatives"). The Proposer hereby releases and forever discharges CAWC and the CAWC Representatives from any and all claims which such Proposer has, had or may hereafter have arising out of any information contained in or otherwise provided in connection with the RFP. Any party who intends to submit a response to this RFP is specifically invited to independently verify the accuracy of the information contained herein.

Monterey Peninsula Engineering, a Partnership

Name of Proposer

Peter J. Taormina

Name of Designated Signatory



Signature

Manager

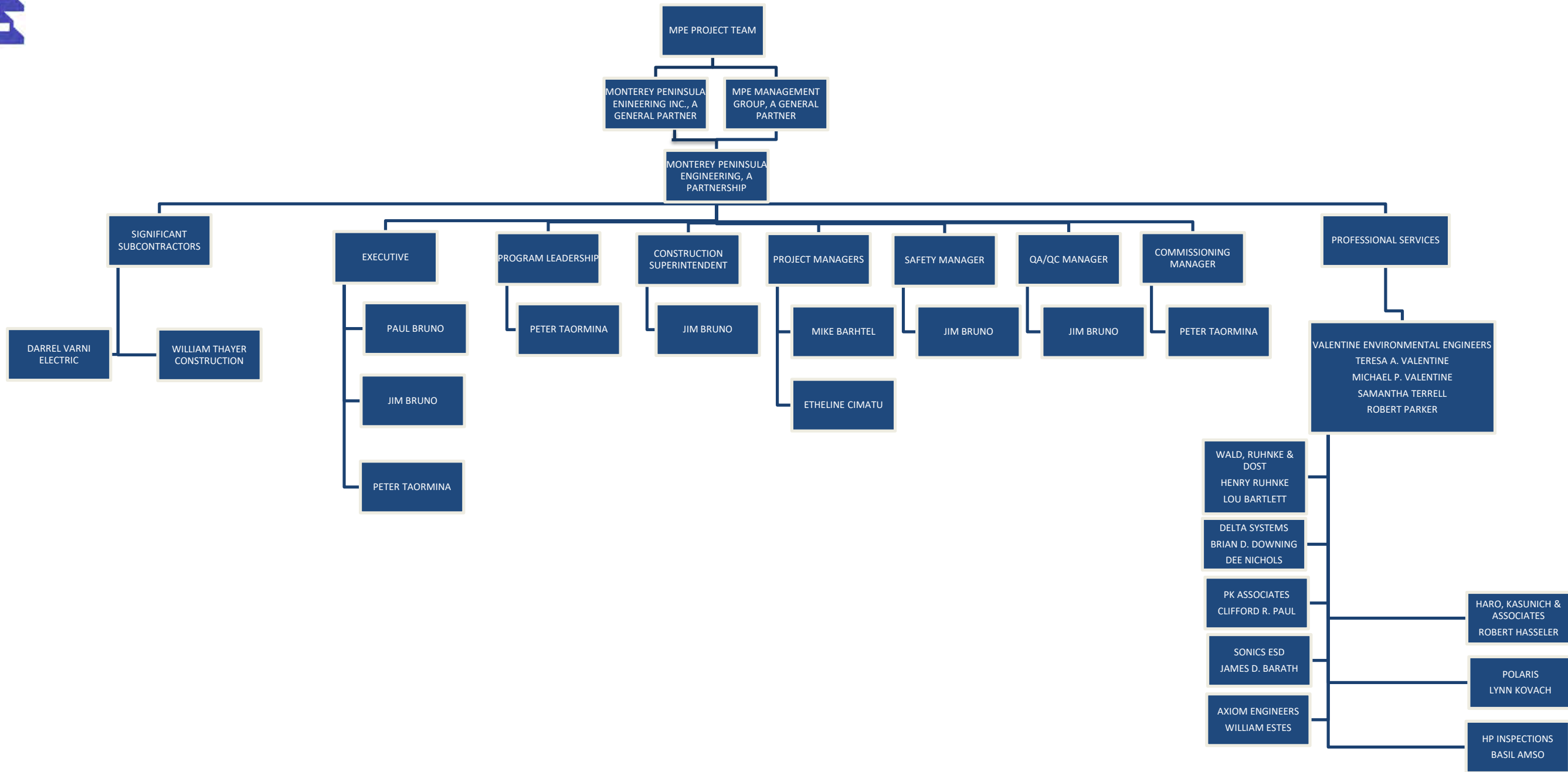
Title

## Section 2.0 Project Team Information

### A. General Project Team Information



# MPE's Project Team Chart





# MONTEREY PENINSULA ENGINEERING

CONTRACTORS & ENGINEERS  
P.O. BOX 2317  
MONTEREY, CA 93942  
(831) 384-4081

## SIGNATURE AUTHORITY for PARTNERSHIP

Monterey Peninsula Engineering, a California general partnership, CSLB #972425, is comprised of two partners - Monterey Peninsula Engineering, Inc., a California Corporation, and MPE Management Group, a California Corporation.

Section 6, Other Matters, of the Statement of Partnership Authority filed with the California Secretary of State provides that:

*"Any officer of either general partner, Monterey Peninsula Engineering, Inc, and MPE Management Group, Inc., may execute contracts on behalf of the Partnership in order to the conduct business and affairs of Monterey Peninsula Engineering, a general partnership."*

The Officers of the two partner corporations are as follows –

### Monterey Peninsula Engineering Inc.

Bart J. Bruno	President
James B. Bruno	Vice President
Peter J. Taormina	Vice President
Paul B. Bruno	Secretary/Treasurer

### MPE Management Group, Inc

Paul B. Bruno	President
James B. Bruno	Vice President
Peter J. Taormina	Secretary/Treasurer

Any Officer listed above of either Partner entity sign on behalf of the Partnership and can act as a Manager of the partnership.

### Attachments

- Statement of Partnership Authority filed with Secretary of State, March 21, 2002
- MPE Management Group Corporate Resolution of Signature Authority
- Monterey Peninsula Engineering Corporate Resolution of Signature Authority





# State of California

## Secretary of State

Bill Jones

Form GP-1

### STATEMENT OF PARTNERSHIP AUTHORITY

**IMPORTANT--** Read instructions on back before completing form.

1. NAME OF PARTNERSHIP  
MONTEREY PENINSULA ENGINEERING

2. STREET ADDRESS OF CHIEF EXECUTIVE OFFICE  
192 HEALY AVENUE  
CITY/STATE/COUNTRY: MARINA, CA USA  
ZIP CODE: 93933

3. STREET ADDRESS OF A CALIFORNIA OFFICE, IF ANY  
CITY: CA  
ZIP CODE:

4.  A. LIST THE FULL NAMES AND MAILING ADDRESSES OF ALL PARTNERS (ATTACH ADDITIONAL PAGES, IF NECESSARY) OR:  B. STATE THE FULL NAME AND MAILING ADDRESS OF AN AGENT APPOINTED AND MAINTAINED BY THE PARTNERSHIP WHO WILL MAINTAIN A LIST OF THE NAMES AND MAILING ADDRESSES OF ALL PARTNERS.

NAME: MONTEREY PENINSULA ENGINEERING, INC.  
ADDRESS: 192 HEALY AVE  
CITY: MARINA STATE/COUNTRY: CA ZIP CODE: 93933  
ME: MPE MANAGEMENT GROUP INC.  
ADDRESS: 192 HEALY AVE  
CITY: MARNIA STATE/COUNTRY: CA ZIP CODE: 93933

NAME:  
ADDRESS:  
CITY:  
STATE/COUNTRY:  
ZIP CODE:

5. NAMES OF ALL PARTNERS AUTHORIZED TO EXECUTE INSTRUMENTS TRANSFERRING REAL PROPERTY HELD BY THE PARTNERSHIP (ATTACH ADDITIONAL PAGES, IF NECESSARY)

PARTNER NAME: MONTEREY PENINSULA ENGINEERING, INC. PARTNER NAME:  
PARTNER NAME: MPE MANAGEMENT GROUP INC. PARTNER NAME:  
PARTNER NAME: PARTNER NAME:



6. OTHER MATTERS, IF ANY: (ATTACH ADDITIONAL PAGES, IF NECESSARY)

Any officer of either general partner, Monterey Peninsula Engineering, Inc. and MPE Management Group, Inc., may execute contracts on behalf of the Partnership in order to conduct the business and affairs of Monterey Peninsula Engineering, a general partnership.

7. NUMBER OF PAGES ATTACHED, IF ANY: NONE

8. I DECLARE UNDER PENALTY OF PERJURY UNDER THE LAWS OF THE STATE OF CALIFORNIA THAT THE FOREGOING IS TRUE AND CORRECT.

SIGNATURE OF PARTNER  
MONTEREY PENINSULA ENGINEERING, INC.  
BY BART J BRUNO, PRESIDENT  
TYPE OR PRINT NAME OF PARTNER

3/19/02  
DATE EXECUTED  
MONTEREY COUNTY, CALIFORNIA  
COUNTY AND STATE EXECUTED

SIGNATURE OF PARTNER  
MPE MANAGEMENT GROUP INC.  
BY PAUL BRUNO, PRESIDENT  
TYPE OR PRINT NAME OF PARTNER

3/19/02  
DATE EXECUTED  
MONTEREY COUNTY, CALIFORNIA  
COUNTY AND STATE EXECUTED

9. RETURN TO:  
NAME: LOMBARDO & GILLES  
ADDRESS: 318 CAYUGA STREET

For Secretary of State Use  
302002085012  
FILE #  
9575  
DOCUMENT #

ENDORSED - FILED  
In the office of the Secretary of State  
of the State of California  
MAR 21 2002  
BILL JONES, Secretary of State



**CORPORATE RESOLUTION OF SIGNATURE AUTHORITY**

Whereas MPE Management Group is a California corporation filed with California Secretary of State; and

Whereas, it is in the best interests of the corporation to enter into contracts and other legal documents as part of its regular business activities.

Now, therefore be it resolved, that any one of the following officers

Paul B. Bruno	President
James B. Bruno	Vice President
Peter J. Taormina	Secretary/Treasurer


of the MPE Management Group be, and hereby is authorized, directed, and empowered for, and on behalf of, and in the name of this corporation by their signature to bind the corporation.

Resolved further, that a signature of an above named officer is hereby deemed to be conclusive evidence of such officer's authority to act on behalf of this corporation.

Resolved further, that this corporation hereby ratifies and confirms the acts of its officers, agents and employees in heretofore obligating this corporation.

\*\*\*\*\*

I, Peter J. Taormina, Secretary of MPE Management Group, a corporation duly organized and existing under the laws of the State of California, do certify that the foregoing is a full, true, and correct copy of certain resolutions of the Board of Directors of said corporation, duly passed and adopted at a special meeting of the Board of Directors on May 22, 2017.

  
\_\_\_\_\_  
Peter J. Taormina, Secretary

5 / 22 / 17

**CORPORATE RESOLUTION OF SIGNATURE AUTHORITY**

Whereas Monterey Peninsula Engineering is a California corporation filed with California Secretary of State; and

Whereas, it is in the best interests of the corporation to enter into contracts and other legal documents as part of its regular business activities.

Now, therefore be it resolved, that any one of the following officers

Bart J. Bruno	President
James B. Bruno	Vice President
Peter J. Taormina	Vice President
Paul B. Bruno	Secretary/Treasurer

of the Monterey Peninsula Engineering be, and hereby is authorized, directed, and empowered for, and on behalf of, and in the name of this corporation by their signature to bind the corporation.

Resolved further, that a signature of an above named officer is hereby deemed to be conclusive evidence of such officer's authority to act on behalf of this corporation.

Resolved further, that this corporation hereby ratifies and confirms the acts of its officers, agents and employees in heretofore obligating this corporation.

\*\*\*\*\*

I, Paul B. Bruno, Secretary of MPE Monterey Peninsula Engineering, a corporation duly organized and existing under the laws of the State of California, do certify that the foregoing is a full, true, and correct copy of certain resolutions of the Board of Directors of said corporation, duly passed and adopted at a special meeting of the Board of Directors on May 22, 2017.



5/22/17

Paul B. Bruno, Secretary



**Monterey Peninsula Water Supply Project  
Request for Proposals  
Design Build of Fitch Park ASR Wells 5 and 6 Above Ground Facilities**

**PROPOSAL FORM 4**

**KEY PERSONNEL<sup>1</sup>**

*(Copy and complete this form for Key Personnel. Attach additional pages along with organizational charts as needed)*

**General Information<sup>2</sup>**

Name: Peter J. Taormina

Firm: Monterey Peninsula Engineering, a Partnership

Title: Manager, VP & Chief Estimating

Year employed by firm: 30 years

Total Professional Experience: 30 years

Professional Registration and Licenses (type/number/state/year)<sup>3</sup> RME for Class A,B, Haz / Lic. 972425/ CA/ Expires 4/30/2020

**Project-Specific Information**

Title/Assignment Program Director

Description of Role/Responsibilities:  
Oversees activities related to engineering and contract negotiation.

<b>Commitment<sup>4</sup></b>	<b>Permitting</b> <u>75 %</u>	<b>Construction</b> <u>75 %</u>
	<b>Design/Engineering</b> <u>75 %</u>	<b>Startup and Testing:</b> <u>75 %</u>

Footnotes:

- <sup>1</sup> Proposers shall duplicate this form for all Key Personnel. Refer to subsection 4.4.2 of the RFP for a list of the minimum personnel for which this form shall be completed.
- <sup>2</sup> Please indicate any staff that has changed from that provided in the Statement of Qualifications in accordance with subsection 4.4.2 of the RFP. Attach pages as necessary.
- <sup>3</sup> Where applicable, key construction personnel must provide either: (1) proof of current California licensure; or (2) if not currently licensed in California, a detailed plan to obtain a required California license no later than the effective date of the Contract.
- <sup>4</sup> Commitment indicates the amount of time (in percent) that the individual would be available to work on the Project during the construction, start-up and testing phases of the Project. Indicate by "N/A" where the individual is not proposed to be involved in a particular phase of the Project.

**Monterey Peninsula Water Supply Project  
Request for Proposals  
Design Build of Fitch Park ASR Wells 5 and 6 Above Ground Facilities**

**PROPOSAL FORM 4**

**KEY PERSONNEL<sup>1</sup>**

*(Copy and complete this form for Key Personnel. Attach additional pages along with organizational charts as needed)*

**General Information<sup>2</sup>**

Name: Jim Bruno

Firm: Monterey Peninsula Engineering, a Partnership

Title: Operations Manager

Year employed by firm: 37 years

Total Professional Experience: 37 years

Professional Registration and Licenses (type/number/state/year)<sup>3</sup> Class A/ Lic. 641871 / CA/ issued 04/10/1992

**Project-Specific Information**

Title/Assignment Executive, Construction Superintendent, Safety Manager, and QA/QC Manager

Description of Role/Responsibilities:  
Principle and supervisor of field operations including project management, coordination, and safety

<b>Commitment<sup>4</sup></b>	<b>Permitting</b> <u>0</u> %	<b>Construction</b> <u>70</u> %
	<b>Design/Engineering</b> <u>0</u> %	<b>Startup and Testing:</b> <u>0</u> %

Footnotes:

- <sup>1</sup> Proposers shall duplicate this form for all Key Personnel. Refer to subsection 4.4.2 of the RFP for a list of the minimum personnel for which this form shall be completed.
- <sup>2</sup> Please indicate any staff that has changed from that provided in the Statement of Qualifications in accordance with subsection 4.4.2 of the RFP. Attach pages as necessary.
- <sup>3</sup> Where applicable, key construction personnel must provide either: (1) proof of current California licensure; or (2) if not currently licensed in California, a detailed plan to obtain a required California license no later than the effective date of the Contract.
- <sup>4</sup> Commitment indicates the amount of time (in percent) that the individual would be available to work on the Project during the construction, start-up and testing phases of the Project. Indicate by "N/A" where the individual is not proposed to be involved in a particular phase of the Project.

**Monterey Peninsula Water Supply Project  
Request for Proposals  
Design Build of Fitch Park ASR Wells 5 and 6 Above Ground Facilities**

**PROPOSAL FORM 4**

**KEY PERSONNEL<sup>1</sup>**

*(Copy and complete this form for Key Personnel. Attach additional pages along with organizational charts as needed)*

**General Information<sup>2</sup>**

Name: Paul Bruno

Firm: Monterey Peninsula Engineering, a Partnership

Title: CFO/Administration

Year employed by firm: 30 years

Total Professional Experience: 30 years

Professional Registration and Licenses (type/number/state/year)<sup>3</sup> N/A

**Project-Specific Information**

Title/Assignment Executive Leadership

Description of Role/Responsibilities:  
Principle in charge of finance, risk management, and administrative duties.

<b>Commitment<sup>4</sup></b>	<b>Permitting</b> <u>0</u> %	<b>Construction</b> <u>20</u> %
	<b>Design/Engineering</b> <u>0</u> %	<b>Startup and Testing:</b> <u>0</u> %

Footnotes:

- <sup>1</sup> Proposers shall duplicate this form for all Key Personnel. Refer to subsection 4.4.2 of the RFP for a list of the minimum personnel for which this form shall be completed.
- <sup>2</sup> Please indicate any staff that has changed from that provided in the Statement of Qualifications in accordance with subsection 4.4.2 of the RFP. Attach pages as necessary.
- <sup>3</sup> Where applicable, key construction personnel must provide either: (1) proof of current California licensure; or (2) if not currently licensed in California, a detailed plan to obtain a required California license no later than the effective date of the Contract.
- <sup>4</sup> Commitment indicates the amount of time (in percent) that the individual would be available to work on the Project during the construction, start-up and testing phases of the Project. Indicate by "N/A" where the individual is not proposed to be involved in a particular phase of the Project.

**Monterey Peninsula Water Supply Project  
Request for Proposals  
Design Build of Fitch Park ASR Wells 5 and 6 Above Ground Facilities**

**PROPOSAL FORM 4**

**KEY PERSONNEL<sup>1</sup>**

*(Copy and complete this form for Key Personnel. Attach additional pages along with organizational charts as needed)*

**General Information<sup>2</sup>**

Name: Mike Barthel

Firm: Monterey Peninsula Engineering, a Partnership

Title: Estimator, Project Manager

Year employed by firm: 19 years

Total Professional Experience: 30 years

Professional Registration and Licenses (type/number/state/year)<sup>3</sup> N/A

**Project-Specific Information**

Title/Assignment Project Manager

Description of Role/Responsibilities:  
Support for daily project operations and management.

<b>Commitment<sup>4</sup></b>	<b>Permitting</b> <u>50 %</u>	<b>Construction</b> <u>80 %</u>	
	<b>Design/Engineering</b> <u>50 %</u>	<b>Startup and Testing:</b> <u>50 %</u>	

Footnotes:

- <sup>1</sup> Proposers shall duplicate this form for all Key Personnel. Refer to subsection 4.4.2 of the RFP for a list of the minimum personnel for which this form shall be completed.
- <sup>2</sup> Please indicate any staff that has changed from that provided in the Statement of Qualifications in accordance with subsection 4.4.2 of the RFP. Attach pages as necessary.
- <sup>3</sup> Where applicable, key construction personnel must provide either: (1) proof of current California licensure; or (2) if not currently licensed in California, a detailed plan to obtain a required California license no later than the effective date of the Contract.
- <sup>4</sup> Commitment indicates the amount of time (in percent) that the individual would be available to work on the Project during the construction, start-up and testing phases of the Project. Indicate by "N/A" where the individual is not proposed to be involved in a particular phase of the Project.



**Monterey Peninsula Water Supply Project  
Request for Proposals  
Design Build of Fitch Park ASR Wells 5 and 6 Above Ground Facilities**

**PROPOSAL FORM 4**

**KEY PERSONNEL<sup>1</sup>**

*(Copy and complete this form for Key Personnel. Attach additional pages along with organizational charts as needed)*

**General Information<sup>2</sup>**

Name: Etheline Cimatú

Firm: Monterey Peninsula Engineering, a Partnership

Title: Project Manager

Year employed by firm: 4 years

Total Professional Experience: 7 years

Professional Registration and Licenses (type/number/state/year)<sup>3</sup> N/A

**Project-Specific Information**

Title/Assignment Project Manager

Description of Role/Responsibilities:  
Support for daily project operations and management

<b>Commitment<sup>4</sup></b>	<b>Permitting</b> <u>50</u> %	<b>Construction</b> <u>80</u> %
	<b>Design/Engineering</b> <u>50</u> %	<b>Startup and Testing:</b> <u>50</u> %

Footnotes:

- <sup>1</sup> Proposers shall duplicate this form for all Key Personnel. Refer to subsection 4.4.2 of the RFP for a list of the minimum personnel for which this form shall be completed.
- <sup>2</sup> Please indicate any staff that has changed from that provided in the Statement of Qualifications in accordance with subsection 4.4.2 of the RFP. Attach pages as necessary.
- <sup>3</sup> Where applicable, key construction personnel must provide either: (1) proof of current California licensure; or (2) if not currently licensed in California, a detailed plan to obtain a required California license no later than the effective date of the Contract.
- <sup>4</sup> Commitment indicates the amount of time (in percent) that the individual would be available to work on the Project during the construction, start-up and testing phases of the Project. Indicate by "N/A" where the individual is not proposed to be involved in a particular phase of the Project.

**Monterey Peninsula Water Supply Project  
Request for Proposals  
Design Build of Fitch Park ASR Wells 5 and 6 Above Ground Facilities**

**PROPOSAL FORM 4**

**KEY PERSONNEL<sup>1</sup>**

*(Copy and complete this form for Key Personnel. Attach additional pages along with organizational charts as needed)*

**General Information<sup>2</sup>**

Name: William Thayer

Firm: William A. Thayer Construction, Inc.

Title: Building Contractor

Year employed by firm: 29 years

Total Professional Experience: 42 years

Professional Registration and Licenses (type/number/state/year)<sup>3</sup> B/ 605259/ CA/ 1/31/2019

**Project-Specific Information**

Title/Assignment Builder

Description of Role/Responsibilities:

Support for daily project operations and management

<b>Commitment<sup>4</sup></b>	<b>Permitting</b> <u>15</u> %	<b>Construction</b> <u>80</u> %
	<b>Design/Engineering</b> <u>10</u> %	<b>Startup and Testing:</b> <u>15</u> %

Footnotes:

- <sup>1</sup> Proposers shall duplicate this form for all Key Personnel. Refer to subsection 4.4.2 of the RFP for a list of the minimum personnel for which this form shall be completed.
- <sup>2</sup> Please indicate any staff that has changed from that provided in the Statement of Qualifications in accordance with subsection 4.4.2 of the RFP. Attach pages as necessary.
- <sup>3</sup> Where applicable, key construction personnel must provide either: (1) proof of current California licensure; or (2) if not currently licensed in California, a detailed plan to obtain a required California license no later than the effective date of the Contract.
- <sup>4</sup> Commitment indicates the amount of time (in percent) that the individual would be available to work on the Project during the construction, start-up and testing phases of the Project. Indicate by "N/A" where the individual is not proposed to be involved in a particular phase of the Project.

**Monterey Peninsula Water Supply Project  
Request for Proposals  
Design Build of Fitch Park ASR Wells 5 and 6 Above Ground Facilities**

**PROPOSAL FORM 4**

**KEY PERSONNEL<sup>1</sup>**

*(Copy and complete this form for Key Personnel. Attach additional pages along with organizational charts as needed)*

**General Information<sup>2</sup>**

Name: Darrel Varni

Firm: Darrel Varni Electric, Inc.

Title: President

Year employed by firm: 19 years

Total Professional Experience: 27 years

Professional Registration and Licenses (type/number/state/year)<sup>3</sup> C10 #735622/ California

**Project-Specific Information**

Title/Assignment Project Manager/Foreman

Description of Role/Responsibilities:  
Provide supervision for all electrical installation, including, but not limited to, MCC, VFD, Wire Pull, Conduit install, Commissioning, Testing

<b>Commitment<sup>4</sup></b>	<b>Permitting</b> <u>0</u> %	<b>Construction</b> <u>80</u> %	
	<b>Design/Engineering</b> <u>0</u> %	<b>Startup and Testing:</b> <u>80</u> %	

Footnotes:

- <sup>1</sup> Proposers shall duplicate this form for all Key Personnel. Refer to subsection 4.4.2 of the RFP for a list of the minimum personnel for which this form shall be completed.
- <sup>2</sup> Please indicate any staff that has changed from that provided in the Statement of Qualifications in accordance with subsection 4.4.2 of the RFP. Attach pages as necessary.
- <sup>3</sup> Where applicable, key construction personnel must provide either: (1) proof of current California licensure; or (2) if not currently licensed in California, a detailed plan to obtain a required California license no later than the effective date of the Contract.
- <sup>4</sup> Commitment indicates the amount of time (in percent) that the individual would be available to work on the Project during the construction, start-up and testing phases of the Project. Indicate by "N/A" where the individual is not proposed to be involved in a particular phase of the Project.

**PROPOSAL FORM 4**

**KEY PERSONNEL<sup>1</sup>**

*(Copy and complete this form for Key Personnel. Attach additional pages along with organizational charts as needed)*

**General Information<sup>2</sup>**

Name: Teresa A. Valentine, PhD, PE, BCEE

Firm: Valentine Engineers

Title: Managing Principal

Year employed by firm: 16 years

Total Professional Experience: 25 years

Professional Registration and Licenses (type/number/state/year)<sup>3</sup> Civil Engineer (Professional Engineer)/#83580/California  
Civil Engineer (Professional Engineer)/#32324/Arizona

**Project-Specific Information**

Title/Assignment Project Manager

Description of Role/Responsibilities:

Management, coordination and technical oversight of design team. Primary point of contact.

<b>Commitment<sup>4</sup></b>	<b>Permitting</b>	<u>10</u>	%	<b>Construction</b>	<u>25</u>	%
	<b>Design/Engineering</b>	<u>40</u>	%	<b>Startup and Testing:</b>	<u>25</u>	%

Footnotes:

- <sup>1</sup> Proposers shall duplicate this form for all Key Personnel. Refer to subsection 4.4.2 of the RFP for a list of the minimum personnel for which this form shall be completed.
- <sup>2</sup> Please indicate any staff that has changed from that provided in the Statement of Qualifications in accordance with subsection 4.4.2 of the RFP. Attach pages as necessary.
- <sup>3</sup> Where applicable, key construction personnel must provide either: (1) proof of current California licensure; or (2) if not currently licensed in California, a detailed plan to obtain a required California license no later than the effective date of the Contract.
- <sup>4</sup> Commitment indicates the amount of time (in percent) that the individual would be available to work on the Project during the construction, start-up and testing phases of the Project. Indicate by "N/A" where the individual is not proposed to be involved in a particular phase of the Project.



Monterey Peninsula Water Supply Project  
Request for Proposals  
Design Build of Fitch Park ASR Wells 5 and 6 Above Ground Facilities

**PROPOSAL FORM 4**

**KEY PERSONNEL<sup>1</sup>**

*(Copy and complete this form for Key Personnel. Attach additional pages along with organizational charts as needed)*

**General Information<sup>2</sup>**

Name: Michael P. Valentine, MPA, PE

Firm: Valentine Engineers

Title: Senior Project Engineer

Year employed by firm: 18 years

Total Professional Experience: 32 years

Professional Registration and Licenses (type/number/state/year)<sup>3</sup> Civil Engineer (Sanitary Engineer)/27280/Arizona

**Project-Specific Information**

Title/Assignment Senior Project Engineer

Description of Role/Responsibilities:

Design review and design oversight.

<b>Commitment<sup>4</sup></b>	<b>Permitting</b>	<u>10</u>	%		<b>Construction</b>	<u>50</u>	%
	<b>Design/Engineering</b>	<u>50</u>	%	<b>Startup and Testing:</b>	<u>25</u>	%	

**Footnotes:**

- <sup>1</sup> Proposers shall duplicate this form for all Key Personnel. Refer to subsection 4.4.2 of the RFP for a list of the minimum personnel for which this form shall be completed.
- <sup>2</sup> Please indicate any staff that has changed from that provided in the Statement of Qualifications in accordance with subsection 4.4.2 of the RFP. Attach pages as necessary.
- <sup>3</sup> Where applicable, key construction personnel must provide either: (1) proof of current California licensure; or (2) if not currently licensed in California, a detailed plan to obtain a required California license no later than the effective date of the Contract.
- <sup>4</sup> Commitment indicates the amount of time (in percent) that the individual would be available to work on the Project during the construction, start-up and testing phases of the Project. Indicate by "N/A" where the individual is not proposed to be involved in a particular phase of the Project.

Monterey Peninsula Water Supply Project  
Request for Proposals  
Design Build of Fitch Park ASR Wells 5 and 6 Above Ground Facilities

**PROPOSAL FORM 4**

**KEY PERSONNEL<sup>1</sup>**

*(Copy and complete this form for Key Personnel. Attach additional pages along with organizational charts as needed)*

**General Information<sup>2</sup>**

Name: Samantha Terrell, MS, EIT

Firm: Valentine Engineers

Title: Project Engineer

Year employed by firm: 4.5 years

Total Professional Experience: 4.5 years

Professional Registration and Licenses (type/number/state/year)<sup>3</sup> Civil Engineer (Engineer in Training)/#12164/Arizona/2015

**Project-Specific Information**

Title/Assignment Lead Project Engineer

Description of Role/Responsibilities:  
Hydraulic calculations/modeling, development of basis of design and design report, equipment selection, preliminary and detailed design.

<b>Commitment<sup>4</sup></b>	<b>Permitting</b> <u>25</u> %	<b>Construction</b> <u>75</u> %
	<b>Design/Engineering</b> <u>75</u> %	<b>Startup and Testing:</b> <u>50</u> %

**Footnotes:**

- <sup>1</sup> Proposers shall duplicate this form for all Key Personnel. Refer to subsection 4.4.2 of the RFP for a list of the minimum personnel for which this form shall be completed.
- <sup>2</sup> Please indicate any staff that has changed from that provided in the Statement of Qualifications in accordance with subsection 4.4.2 of the RFP. Attach pages as necessary.
- <sup>3</sup> Where applicable, key construction personnel must provide either: (1) proof of current California licensure; or (2) if not currently licensed in California, a detailed plan to obtain a required California license no later than the effective date of the Contract.
- <sup>4</sup> Commitment indicates the amount of time (in percent) that the individual would be available to work on the Project during the construction, start-up and testing phases of the Project. Indicate by "N/A" where the individual is not proposed to be involved in a particular phase of the Project.

Monterey Peninsula Water Supply Project  
Request for Proposals  
Design Build of Fitch Park ASR Wells 5 and 6 Above Ground Facilities

**PROPOSAL FORM 4**

**KEY PERSONNEL<sup>1</sup>**

*(Copy and complete this form for Key Personnel. Attach additional pages along with organizational charts as needed)*

**General Information<sup>2</sup>**

Name: Robert Parker, EIT

Firm: Valentine Engineers

Title: Project Engineer

Year employed by firm: 3 years

Total Professional Experience: 3 years

Professional Registration and Licenses (type/number/state/year)<sup>3</sup> Civil Engineer (Engineer in Training)/#12408/Arizona/2016

**Project-Specific Information**

Title/Assignment Project Engineer/CAD Oversight

Description of Role/Responsibilities:

Calculations, Drawings and specification preparation, permitting and construction administration.

<b>Commitment<sup>4</sup></b>	<b>Permitting</b> <u>50</u> %	<b>Construction</b> <u>100</u> %
	<b>Design/Engineering</b> <u>75</u> %	<b>Startup and Testing:</b> <u>50</u> %

Footnotes:

- <sup>1</sup> Proposers shall duplicate this form for all Key Personnel. Refer to subsection 4.4.2 of the RFP for a list of the minimum personnel for which this form shall be completed.
- <sup>2</sup> Please indicate any staff that has changed from that provided in the Statement of Qualifications in accordance with subsection 4.4.2 of the RFP. Attach pages as necessary.
- <sup>3</sup> Where applicable, key construction personnel must provide either: (1) proof of current California licensure; or (2) if not currently licensed in California, a detailed plan to obtain a required California license no later than the effective date of the Contract.
- <sup>4</sup> Commitment indicates the amount of time (in percent) that the individual would be available to work on the Project during the construction, start-up and testing phases of the Project. Indicate by "N/A" where the individual is not proposed to be involved in a particular phase of the Project.



**PROPOSAL FORM 4**

**KEY PERSONNEL<sup>1</sup>**

*(Copy and complete this form for Key Personnel. Attach additional pages along with organizational charts as needed)*

**General Information<sup>2</sup>**

Name: Clifford R. Paul, P.E., C.E.

Firm: PK Associates, LLC

Title: Principal

Year employed by firm: 26 years

Total Professional Experience: 41 years

Professional Registration and Licenses (type/number/state/year)<sup>3</sup> California C.E. # C50390  
Licensed Professional Engineer/  
Structural Engineer in 32 other states

**Project-Specific Information**

Title/Assignment Principal

Description of Role/Responsibilities:

Key responsibilities will involve overall building review and project oversight from programming, design through construction.

<b>Commitment<sup>4</sup></b>	<b>Permitting</b> <u>15%</u>	<b>Construction</b> <u>10%</u>
	<b>Design/Engineering</b> <u>30%</u>	<b>Startup and Testing:</b> <u>5%</u>

Footnotes:

- <sup>1</sup> Proposers shall duplicate this form for all Key Personnel. Refer to subsection 4.4.2 of the RFP for a list of the minimum personnel for which this form shall be completed.
- <sup>2</sup> Please indicate any staff that has changed from that provided in the Statement of Qualifications in accordance with subsection 4.4.2 of the RFP. Attach pages as necessary.
- <sup>3</sup> Where applicable, key construction personnel must provide either: (1) proof of current California licensure; or (2) if not currently licensed in California, a detailed plan to obtain a required California license no later than the effective date of the Contract.
- <sup>4</sup> Commitment indicates the amount of time (in percent) that the individual would be available to work on the Project during the construction, start-up and testing phases of the Project. Indicate by "N/A" where the individual is not proposed to be involved in a particular phase of the Project.



**PROPOSAL FORM 4**

**KEY PERSONNEL<sup>1</sup>**

*(Copy and complete this form for Key Personnel. Attach additional pages along with organizational charts as needed)*

**General Information<sup>2</sup>**

Name: Brian D. Downing, PE

Firm: Delta Systems Engineers

Title: Managing Director

Year employed by firm: 21 years

Total Professional Experience: 21 years

Professional Registration and Licenses (type/number/state/year)<sup>3</sup> Electrical/17607/CA/2005  
Electrical/31724/AZ/1997

**Project-Specific Information**

Title/Assignment Principal Engineer

Description of Role/Responsibilities:  
Senior engineer responsible for resource assignments, quality control, plan checking, maintaining standards, client communications, contract review.

**Commitment<sup>4</sup>**

<b>Permitting</b>	<u>0 %</u>	<b>Construction</b>	<u>0 %</u>
<b>Design/Engineering</b>	<u>15 %</u>	<b>Startup and Testing:</b>	<u>10%</u>

Footnotes:

- <sup>1</sup> Proposers shall duplicate this form for all Key Personnel. Refer to subsection 4.4.2 of the RFP for a list of the minimum personnel for which this form shall be completed.
- <sup>2</sup> Please indicate any staff that has changed from that provided in the Statement of Qualifications in accordance with subsection 4.4.2 of the RFP. Attach pages as necessary.
- <sup>3</sup> Where applicable, key construction personnel must provide either: (1) proof of current California licensure; or (2) if not currently licensed in California, a detailed plan to obtain a required California license no later than the effective date of the Contract.
- <sup>4</sup> Commitment indicates the amount of time (in percent) that the individual would be available to work on the Project during the construction, start-up and testing phases of the Project. Indicate by "N/A" where the individual is not proposed to be involved in a particular phase of the Project.

**PROPOSAL FORM 4**

**KEY PERSONNEL<sup>1</sup>**

*(Copy and complete this form for Key Personnel. Attach additional pages along with organizational charts as needed)*

**General Information<sup>2</sup>**

Name: Dee Nichols, EIT

Firm: Delta Systems Engineers

Title: Project Manager

Year employed by firm: 15 years

Total Professional Experience: 20 years

Professional Registration and Licenses (type/number/state/year)<sup>3</sup> Electrical EIT/09316/AZ/2004

**Project-Specific Information**

Title/Assignment Project Manager

Description of Role/Responsibilities: Responsible for resource management, electrical design, CAD assignments, specifications, submittal prep, day-to-day QA/QC of production documents, budget and schedule tracking and reporting, client communications.

<b>Commitment<sup>4</sup></b>	<b>Permitting</b> <u>0 %</u>	<b>Construction</b> <u>0 %</u>
	<b>Design/Engineering</b> <u>50 %</u>	<b>Startup and Testing:</b> <u>25%</u>

Footnotes:

- <sup>1</sup> Proposers shall duplicate this form for all Key Personnel. Refer to subsection 4.4.2 of the RFP for a list of the minimum personnel for which this form shall be completed.
- <sup>2</sup> Please indicate any staff that has changed from that provided in the Statement of Qualifications in accordance with subsection 4.4.2 of the RFP. Attach pages as necessary.
- <sup>3</sup> Where applicable, key construction personnel must provide either: (1) proof of current California licensure; or (2) if not currently licensed in California, a detailed plan to obtain a required California license no later than the effective date of the Contract.
- <sup>4</sup> Commitment indicates the amount of time (in percent) that the individual would be available to work on the Project during the construction, start-up and testing phases of the Project. Indicate by "N/A" where the individual is not proposed to be involved in a particular phase of the Project.



**PROPOSAL FORM 4**

**KEY PERSONNEL<sup>1</sup>**

*(Copy and complete this form for Key Personnel. Attach additional pages along with organizational charts as needed)*

**General Information<sup>2</sup>**

Name: Henry Ruhnke

Firm: Wald, Ruhnke & Dost Architects, LLP

Title: Principal-in-Charge, Architect

Year employed by firm: 30 years

Total Professional Experience: 30 years

Professional Registration and Licenses (type/number/state/year)<sup>3</sup> Architecture/#C21266/CA/1990

**Project-Specific Information**

Title/Assignment Principal-in-Charge, Architect

Description of Role/Responsibilities:

Continuous project leadership, executive oversight and allocation of firm's resources

<b>Commitment<sup>4</sup></b>	<b>Permitting</b>	<u>10</u>	%		<b>Construction</b>	<u>10</u>	%
	<b>Design/Engineering</b>	<u>10</u>	%	<b>Startup and Testing:</b>		<u>10</u>	%

Footnotes:

- <sup>1</sup> Proposers shall duplicate this form for all Key Personnel. Refer to subsection 4.4.2 of the RFP for a list of the minimum personnel for which this form shall be completed.
- <sup>2</sup> Please indicate any staff that has changed from that provided in the Statement of Qualifications in accordance with subsection 4.4.2 of the RFP. Attach pages as necessary.
- <sup>3</sup> Where applicable, key construction personnel must provide either: (1) proof of current California licensure; or (2) if not currently licensed in California, a detailed plan to obtain a required California license no later than the effective date of the Contract.
- <sup>4</sup> Commitment indicates the amount of time (in percent) that the individual would be available to work on the Project during the construction, start-up and testing phases of the Project. Indicate by "N/A" where the individual is not proposed to be involved in a particular phase of the Project.

**PROPOSAL FORM 4**

**KEY PERSONNEL<sup>1</sup>**

*(Copy and complete this form for Key Personnel. Attach additional pages along with organizational charts as needed)*

**General Information<sup>2</sup>**

Name: Lou Bartlett, AIA

Firm: Wald, Ruhnke & Dost Architects, LLP

Title: Architect, Project Manager

Year employed by firm: 4 years

Total Professional Experience: 29 years

Professional Registration and Licenses (type/number/state/year)<sup>3</sup> Architecture/#C32033/CA/2009

**Project-Specific Information**

Title/Assignment Architect, Project Manager

Description of Role/Responsibilities:

Responsible for all phases of project delivery, coordinates design team's efforts with stakeholders

<b>Commitment<sup>4</sup></b>	<b>Permitting</b>	<u>70</u>	<u>%</u>	<b>Construction</b>	<u>70</u>	<u>%</u>
	<b>Design/Engineering</b>	<u>70</u>	<u>%</u>	<b>Startup and Testing:</b>	<u>70</u>	<u>%</u>

Footnotes:

- <sup>1</sup> Proposers shall duplicate this form for all Key Personnel. Refer to subsection 4.4.2 of the RFP for a list of the minimum personnel for which this form shall be completed.
- <sup>2</sup> Please indicate any staff that has changed from that provided in the Statement of Qualifications in accordance with subsection 4.4.2 of the RFP. Attach pages as necessary.
- <sup>3</sup> Where applicable, key construction personnel must provide either: (1) proof of current California licensure; or (2) if not currently licensed in California, a detailed plan to obtain a required California license no later than the effective date of the Contract.
- <sup>4</sup> Commitment indicates the amount of time (in percent) that the individual would be available to work on the Project during the construction, start-up and testing phases of the Project. Indicate by "N/A" where the individual is not proposed to be involved in a particular phase of the Project.

**PROPOSAL FORM 4**

**KEY PERSONNEL<sup>1</sup>**

*(Copy and complete this form for Key Personnel. Attach additional pages along with organizational charts as needed)*

**General Information<sup>2</sup>**

Name: William Estes, PE

Firm: Axiom Engineers

Title: Principal

Year employed by firm: 33 years

Total Professional Experience: 36 years

Professional Registration and Licenses (type/number/state/year)<sup>3</sup> Mechanical / M24908/ California / 2019

**Project-Specific Information**

Title/Assignment HVAC design

Description of Role/Responsibilities:  
design ventilation systems, including fans, louvers, sound attenuation, controls

<b>Commitment<sup>4</sup></b>	<b>Permitting</b> <u>10</u> %	<b>Construction</b> <u>10</u> %	
	<b>Design/Engineering</b> <u>10</u> %	<b>Startup and Testing:</b> <u>N/A</u> %	

Footnotes:

- <sup>1</sup> Proposers shall duplicate this form for all Key Personnel. Refer to subsection 4.4.2 of the RFP for a list of the minimum personnel for which this form shall be completed.
- <sup>2</sup> Please indicate any staff that has changed from that provided in the Statement of Qualifications in accordance with subsection 4.4.2 of the RFP. Attach pages as necessary.
- <sup>3</sup> Where applicable, key construction personnel must provide either: (1) proof of current California licensure; or (2) if not currently licensed in California, a detailed plan to obtain a required California license no later than the effective date of the Contract.
- <sup>4</sup> Commitment indicates the amount of time (in percent) that the individual would be available to work on the Project during the construction, start-up and testing phases of the Project. Indicate by "N/A" where the individual is not proposed to be involved in a particular phase of the Project.



**PROPOSAL FORM 4**

**KEY PERSONNEL<sup>1</sup>**

*(Copy and complete this form for Key Personnel. Attach additional pages along with organizational charts as needed)*

**General Information<sup>2</sup>**

Name: James D. Barath, Ph.D., INCE

Firm: Sonics ESD

Title: Principal

Year employed by firm: 42 years

Total Professional Experience: 42 years

Professional Registration and Licenses (type/number/state/year)<sup>3</sup> Professional Registration, INCE, Institute of Noise Control Engineering, Board Certified, 1987 #1827

**Project-Specific Information**

Title/Assignment Acoustician, Acoustical Engineer

Description of Role/Responsibilities:  
Design and analysis necessary for acoustics, sound isolation, building and structure vibration control, noise mitigation and HVAC mechanical and electrical noise and vibration control measures

<b>Commitment<sup>4</sup></b>	<b>Permitting</b>	<u>10</u>	<u>%</u>	<b>Construction</b>	<u>10</u>	<u>%</u>
	<b>Design/Engineering</b>	<u>10</u>	<u>%</u>	<b>Startup and Testing:</b>	<u>10</u>	<u>%</u>

Footnotes:

- <sup>1</sup> Proposers shall duplicate this form for all Key Personnel. Refer to subsection 4.4.2 of the RFP for a list of the minimum personnel for which this form shall be completed.
- <sup>2</sup> Please indicate any staff that has changed from that provided in the Statement of Qualifications in accordance with subsection 4.4.2 of the RFP. Attach pages as necessary.
- <sup>3</sup> Where applicable, key construction personnel must provide either: (1) proof of current California licensure; or (2) if not currently licensed in California, a detailed plan to obtain a required California license no later than the effective date of the Contract.
- <sup>4</sup> Commitment indicates the amount of time (in percent) that the individual would be available to work on the Project during the construction, start-up and testing phases of the Project. Indicate by "N/A" where the individual is not proposed to be involved in a particular phase of the Project.

# Section 2.0 Project Team Information

## C. WMDVBE Utilization Plan



# MONTEREY PENINSULA ENGINEERING

---

CONTRACTORS & ENGINEERS  
P.O. BOX 2317  
MONTEREY, CA 93942  
(831) 384-4081

## WMDVBE Utilization Plan

Monterey Peninsula Engineering has completed many projects requiring various percentages of DBE/WBE/MBE/DVBE participation. To meet our percentage goals, several components must be completed to ensure that the goal will be met.

--MPE identifies items of work that we may or may not otherwise perform with our own forces and, if needed, we break them down into economically feasible units to facilitate DBE participation.

-MPE typically submits Trade and Focus Ads for the items of work to solicit DBE subcontractors and suppliers for the project. In creating this ad, we are supplied with a phone log to enable us to call and search out DBE's throughout California to provide us with bids for the project.

--MPE notifies the Builder's Exchange in our area that we are bidding the work and accepting quotes, encouraging DBE's to send us their quotes.

--MPE keeps a list of agencies and dates on which they were contacted to help us locate DBE companies.

--MPE keeps a log of the businesses that were contacted, when and whom we spoke with and if there were any follow up conversations with those companies. We keep track of letters, memos, faxes, and bids for evidence of solicitation.

--MPE makes an offer of assistance when contacting DBE's through its good faith effort with bonding, lines of credit, insurance, materials, equipment or supplies.

--MPE confirms that the companies used in the bid are DBE's in good standing and current with their DBE status.

With regard to the ASR Wells 5 & 6 Design Build project, MPE contacted reliable sources that we have called on in the past to help us meet our participation goal. Valentine Environmental Engineers, a Woman Owned Business Enterprise was selected as the Design team for this project. Aqueous Vets is a Disadvantaged Veteran Owned Business Enterprise and will be

providing pipe materials and lastly, Bay Power, Inc. will be providing electrical components to Darrel Varni, our electrical subcontractor on the project.

**Commitment Statement**

Monterey Peninsula Engineering, a Partnership, commits to enter into a mutually agreeable purchase contracts with Valentine Environmental Engineers, Aqueous Vets, and Bay Power, Ind. to meet the WMDVLGBBE participation requirements, with 30% participation if the project is \$3,000,001 or higher.

## Vendor Information

CLOSE WINDOW

[Print](#)

### Business & Contact Information

Business Name **Valentine Environmental Engineers, LLC**  
Owner **Mrs. Teresa Valentine**  
Address **15845 South 46th St #144**  
> [Map This Address](#) **Pheonix, AZ 85048**  
Phone **480-283-8991**  
Fax **480-283-0082**  
Email **[tvalentine@valentineengineers.com](mailto:tvalentine@valentineengineers.com)**  
Website **<http://www.valentineengineers.com>**  
Ethnicity **White**  
Gender **Female**

### Certification Information

Certifying Agency **Supplier Clearinghouse**  
Certification Type **WBE - Women Business Enterprise**  
Expiration Date **6/26/2021**  
Certified Business Description **Valentine Environmental Engineers is a water resources engineering consulting firm. We provide study, design, permitting, and construction phase services. Our specialty areas include water and wastewater infrastructure design including well equipping and wellhead treatment, booster pump stations, reservoirs, water transmission mains, water lines, water treatment, sewage lift stations, forcemains, sewer lines, odor control, and wastewater treatment.**

### Commodity Codes

Code	Description
NAICS 541330	Acoustical engineering consulting services
NAICS 541330	Civil engineering services
NAICS 541330	Engineering consulting services
NAICS 541330	Engineering design services
SIC 8711	Engineering Services
SIC 8711	Engineering Services

### Additional Information

VON Number **15050126**





**SUPPLIER CLEARINGHOUSE  
CERTIFICATE OF ELIGIBILITY**

CERTIFICATION EXPIRATION DATE: June 26, 2021

The Supplier Clearinghouse for the Utility Supplier Diversity Program of the California Public Utilities Commission hereby certifies that it has audited and verified the eligibility of:

***Valentine Environmental Engineers, LLC  
Women Business Enterprise (WBE)***

pursuant to Commission General Order 156, and the terms and conditions stipulated in the Verification Application Package. This Certificate shall be valid only with the Clearinghouse seal affixed hereto.

Eligibility must be maintained at all times, and renewed within 30 days of any changes in ownership or control. Failure to comply may result in a denial of eligibility. The Clearinghouse may reconsider certification if it is determined that such status was obtained by false, misleading or incorrect information. Decertification may occur if any verification criterion under which eligibility was awarded later becomes invalid due to Commission ruling. The Clearinghouse may request additional information or conduct on-site visits during the term of verification to verify eligibility.


This certification is valid only for the period that the above firm remains eligible as determined by the Clearinghouse. Utility companies may direct inquiries concerning this Certificate to the Clearinghouse at (800) 359-7998 in Los Angeles.

VON: 15050126

DETERMINATION DATE: June 26, 2018



## Vendor Information

CLOSE WINDOW 

[Print](#)

### Business & Contact Information

Business Name **AQUEOUS VETS**  
Owner **Charles Wells**  
Address **288 JASMINE WAY**  
> [Map This Address](#) **DANVILLE, CA 94506**  
Phone **951-764-9384**  
Fax **925-886-4352**  
Email [cwells@aqueousvets.com](mailto:cwells@aqueousvets.com)  
Website <http://www.aqueousvets.com>

### Certification Information

Certifying Agency **California Department of General Services**  
Certification Type **DVBE - Disabled Veteran Business Enterprise**  
Expiration Date **4/30/2019**  
Certified Business Description **water, wastewater, filter, filtration, treatment, odor, control, vapor, scrubber, chemical, feed, system, ion, exchange, resin, activated, carbon, chlorination, hypochlorite, disinfection, tank, mixer, pipes, piping, aqueous, ammonia, biological, oxidation, fluoride, chloramination, chloramine, valves, cationic, anionic, chromate, fluoride, fluoridation, pumps, chemical feed, granular activated carbon, GAC, tank mixing,**

### Commodity Codes

Code	Description
UNSPSC 232011	Adsorption and ion exchange
UNSPSC 471015	Water treatment and supply equipment
UNSPSC 471016	Water treatment consumables
UNSPSC 721215	Industrial plant construction services
UNSPSC 731517	Material treatment
UNSPSC 771217	Water pollution
UNSPSC 831015	Water and sewer utilities

### Additional Information

## Vendor Information

CLOSE WINDOW

[Print](#)

### Business & Contact Information

Business Name **Bay Power, Inc, DBA Bay Power**  
Owner **Donna D Butcher**  
Address **1095 N 7th ST**  
> [Map This Address](#) **San Jose, CA 95112**  
Phone **800-699-2980**  
Fax **408-998-2982**  
Email **[cindee@baypower.com](mailto:cindee@baypower.com)**  
Website **<http://www.baypower.com>**  
Ethnicity **White**  
Gender **Female**

### Certification Information

Certifying Agency **Supplier Clearinghouse**  
Certification Type **WBE - Women Business Enterprise**  
Expiration Date **2/27/2021**  
Certified Business Description **We provide new, reconditioned and obsolete circuit breakers, motor controls, MCC buckets, safety disconnects, panel boards and other related electrical supply equipment.**

### Commodity Codes

Code	Description
NAICS 423610	Circuit breakers merchant wholesalers
NAICS 423610	Distribution equipment, electrical, merchant wholesalers
NAICS 423610	Electrical Apparatus and Equipment, Wiring Supplies, and Related Equipment Merchant Wholesalers
NAICS 423610	Electrical apparatus merchant wholesalers
NAICS 423610	Industrial controls, electrical, merchant wholesalers
NAICS 423610	Lugs and connectors, electrical, merchant wholesalers
NAICS 423610	Motor controls, electric, merchant wholesalers
NAICS 423610	Panelboards, electric power distribution, merchant wholesalers
NAICS 423610	Relays merchant wholesalers
NAICS 423610	Transformers (except electronic) merchant wholesalers
NAICS 423610	Voltage regulators (except motor vehicle) merchant wholesalers
SIC 5063	Electrical Apparatus and Equipment Wiring Supplies, and Construction Materials
SIC 5063	Sold Via Retail Method

### Additional Information

VON Number **14060151**

## Section 2.0 Project Team Information

### D. Local Resources Utilization Plan



# MONTEREY PENINSULA ENGINEERING

---

CONTRACTORS & ENGINEERS  
P.O. BOX 2317  
MONTEREY, CA 93942  
(831) 384-4081

## **Local Resources Utilization Plan**

Monterey Peninsula Engineering is headquartered here in Monterey County. We make every effort to hire from the local work force and to utilize other local businesses. Nearly 100% of our employees are Monterey Bay Area residents (Residents of Monterey, Santa Cruz, and San Benito Counties) with roughly 70% coming from Monterey County. We will advise our subcontractors, sub-consultants, vendors, and suppliers of the Good Faith effort to Hire Monterey Bay Area Residents requirement and if they do not already meet the 50% threshold, we will require them to utilize local recruitment sources when hiring workers for this project. During the life of the project, we will continue to monitor the makeup of our workforce as well as the workforce of those companies we are contracting with to ensure the 50% threshold is maintained.



## Section 3.0 Technical Proposal

- A. Proposal Form 5 : Preliminary Project Schedule, Design Schedule, Scheduled Construction Date, and Scheduled Acceptance Date

### 3. Technical Proposal

The project requires a Design Build Contractor (Contractor) to design and provide a complete, functional, and fully operational two Aquifer Storage and Recovery (ASR) well facilities in Seaside, California. These wells will be identified as Fitch Park ASR Well 5 and Fitch Park ASR Well 6. The adjacent figure presents a location map of the project sites.



There currently exists four ASR wells, ASR Wells 1 through 4, that are located at two separate facilities. The Santa Margarita (SM) site contains ASR Wells 1 and 2. At this site there is a backflush pit and electrical/chemical building. Chlorination of ASR Well 1 through 4 flow is accomplished at this site. The Seaside Middle School (SMS) site contains ASR Wells 3 and 4 and consists of the well facilities and electrical/control building. The SMS extraction water is sent to the SM site for chlorination and well to waste flows are also sent to the SM backflush pit. The newly constructed Hilby ASR pump station (design by Valentine, construction by MPE) will provide the source water for injection to ASR Wells 1 through 4.

Fitch Park (FP) ASR Wells 5 and 6 will be located approximately 5,000 feet north of the SM ASR facility. The sites are currently undeveloped easement parcels along the eastern side of General Jim Moore Blvd., immediately west of Ardennes Circle. Topo survey and legal description work has been performed by Polaris Consulting for the two parcels associated with ASR Wells 5 and 6. Polaris Consulting will continue design and construction survey work as a part of our team.

ASR Wells 5 and 6 will likely receive their injection water from the future desalination plant or from the existing CALAM distribution system on General Jim Moore. It is noted that the Hilby ASR pump station is currently designed to supply injection water to Wells 1 through 4 only and that modifications to the system will be required in order to supply injection water to Wells 5 and 6. Extraction water will be conveyed to a line in General Jim Moore (by others). Well to waste or backflush water will be conveyed to a line in General Jim Moore (by others) that will eventually discharge into the existing backflush/percolation pit at the SM ASR facility. ASR Well 6 will not be chlorinated on site, but its flow will be chlorinated at ASR Well 5.

The actual well construction and final well design will be by others. CALAM will provide well drilling, well installation and final well design (work to be contracted with others). CALAM will provide our team with the final well design, pump testing results and well installation report so that our team can complete the well equipping design and construction.

The general configuration of each well site is to consist of a dual-purpose injection/extraction well to accomplish injection and extraction of water supply sources. The design production capacity of each of the wells is 3,000 gallons per minute (gpm) with an injection capacity of 1,500 gpm. The following describes the main components to be provided at each well site:

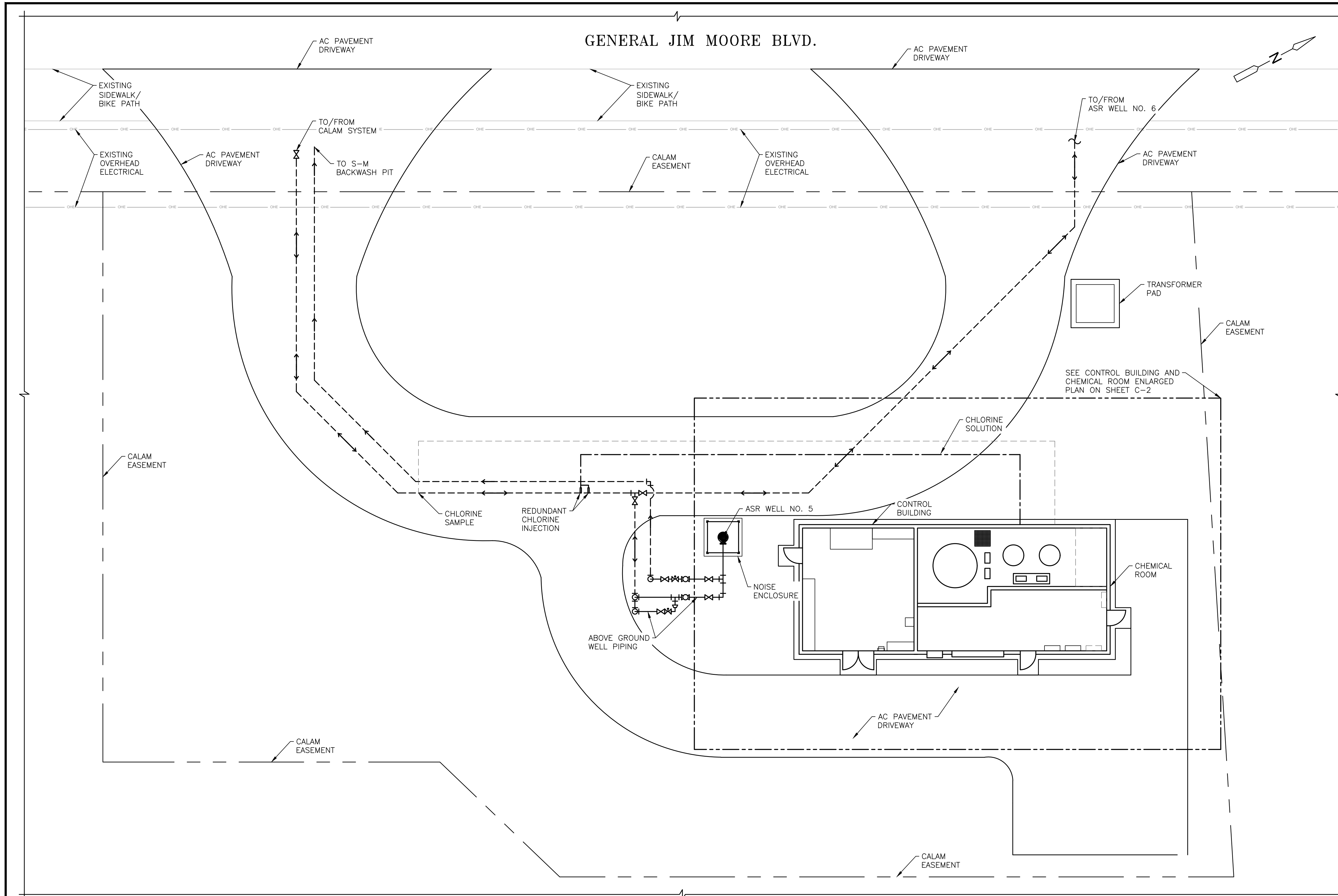
- ASR Well 6
  - Recharge (injection) piping system: Chlorinated potable water from the distribution system or desalinated water from the desalination plant will be recharged. Recharge water supply will be conveyed by others to the site, but our team will design the injection piping system from the point of connection to the well.
  - Recovery (extraction) piping system: Recovered water will be a blend of water resulting from existing water supply blend with injected water sources including native groundwater, previously injected/stored Carmel River water, desal water or Pure Water Monterey reclaimed water system.
  - ASR well back flushing (pump to waste) piping system: This new well to waste line to convey up to 3,000 backflush flow per well will be conveyed to a new waste pipeline in General Jim Moore (to be installed by others).
  - CALAM desires that the piping configuration for injection, extraction and back flushing closely align with the existing ASR Wells 1 through 4 configuration and any changes to this configuration will required discussion and approval from CALAM.
  - The well pump, column piping and appurtenances, motor and downhole flow control valve will be installed by others. The well is not currently installed, and the basis of design presented in the RFP is based upon assumptions to determine the well TDH based on the desired 3,000 gpm flow capacity. The estimated design point is 792 feet TDH at 3,000 gpm. The well will come equipped with a special fabricated steel discharge head within internal wet barrel design to allow placement of three 1-inch sounding tube ports downhole. The pump will have nicless bronze alloy impellers and intermediate shaft bearings. 12-inch column piping, approximately 520 feet long and a 12x8 Baski downhole flow control valve placed at approximately 500 below ground surface. Our design and construction team will be responsible for electrical and instruction, lube system and sound enclosure design and construction to complete the installation of the well pumps. The sound enclosure does not need to fully cover the well pump on all sides

- and at the top but needs to provide sufficient sound attenuation to 60 dBA at the property line. Thus, a three-sided, open top enclosure may be suitable to provide the sound attenuation required. We have included Sonics ESD on our team to assist in honing the most suitable sound enclosure design to meet the sound requirements at the property line.
- To accommodate the new well pump, motor and piping appurtenances and controls a new electrical/control building of noncombustible CMU construction with concrete plank roof and Mediterranean architectural design (similar to SM and SMS building architectural design) be provided. The building is envisioned to be a minimum of 380 square feet and is proposed to be of UBC Type U building classification, which will be confirmed during preliminary design. We have included WR&D Architects on our team who is familiar with the design and construction of similar structures. WR&D Architects performed the design for the control/electrical building for ASR Wells 3 and 4.
  - Site/civil design to be implemented in two phases: 1) The first phase will be clearing and grubbing and site access road for the well drilling and installation, and 2) Completing final site civil design for the completed well site after welling drilling is completed. The existing site is flat and undeveloped except for a monitoring well located in the southeast corner of the site. The general scope of work required for site/civil design includes:
    - Soils investigation and geotechnical report to determine geotechnical design requirements with respect to foundations and slabs, earthwork, sub base, etc.
    - Site clearing and rough grading (phase 1)
    - Final grading, drainage and storm water retention/percolation
    - Ingress and egress from General Jim Moore
    - On site paving to accommodate H-20 truck load for utility and maintenance vehicle access
    - Security fencing and manually operated double gates secured with padlocks
  - Piping
    - The piping configuration will match that of ASR Wells 1 through 4 and above grade piping will be ductile iron. Manual valves will be gate valves while remotely controlled valves shall be Cla-Val. Flow monitoring of the well discharge flow and the backflush flow shall be bi-directional Sparling 656 Tigermag magnetic flow meters. The water flush lube system shall also be equipped with flow monitoring and lube line filter differential pressure transmitters.
  - Electrical
    - The Electrical design and installation shall be in accordance with the American Water design criteria, standards and applicable codes (list of applicable standards and codes is provided in the RFP).
    - The pump motor shall be 800 HP, 480V with a VFD for flow adjustment of the pump during production and well flushing. The 18-pulse VFD shall be of heavy-duty service.
    - Other electrical loads at ASR 6 include the electrical/control building HVAC and miscellaneous loads associated with lighting, instruments, etc.
  - Electrical Power Supply
    - ASR Well 6 will have a separate electrical service from Pacific Gas and Electric. The meter/main service has been preliminarily sized as 1600 Ampere (A) and ASR Well 5 will be the exact size size. Preliminary discussions with PG&E have indicated that the transformers will be 1500 kVA and they shall be pad mounted and located near the electrical/control building, however, final location will be determined with PG&E during the design phase. Applications have already been pulled with PG&E.
  - Controls

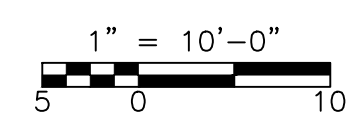


- The facility controls shall also be similar to existing Wells 1 through 4. The primary functions of the control system are to allow start/stop of the well pump, allow for modulation of the well pump speed to accommodate various modes of operation (pressure setpoint, flow setpoint or manual), actuate the process control valves, provide system monitoring, alarms and interlocks, record and store operational data and communicate with the CALAM SCADA system.
    - A local control panel (PLC) in proximity to the well pump shall allow the operations staff to start, stop, and control the various control valves when backflushing and injecting. The PLC shall be equipped with an Operator Interface Panel. Communication with CALAM's SCADA system shall be by cellular modem.
    - At CALAM's SCADA system, programming shall be provided to provide new SCADA screens showing the new ASR Well 6 and the monitoring and controls.
    - Heat tracing of differential pressure transmitters, pressure transmitters, transmitter tubing shall be provided, and instruments should be mounted inside instrument enclosures.
  - Further details for each of the above system elements are provided on pages 2 through 11 of the Technical Requirements for the Project section of the RFP. Our technical design approach is tailored to these general technical requirements.
  - ***We have prepared an overall site plan for ASR Well 5. We have slightly modified the layout of the electrical/control room and the location of the above grade piping around the well. We have positioned the injection/recovery/waste piping closer to the well head by moving over the building. This will allow easy and close access to the site piping and maintain all the site piping in a central area. The layout presented in the RFP appeared to be laid out such that the well head piping was off set to the well. The slightly revised layout could provide a more centralized piping/building layout, making it easier for operators for access and maintenance of equipment.***
- ASR Well 5
  - ASR Well 5 will share many common features as ASR Well 6 with respect to the well pump, well head piping configuration, electrical and controls and electrical power supply. The main difference between the two well sites is that ASR Well 5 will be equipped with a 12.5% sodium hypochlorite feed facility to chlorinate recovered water from both wells prior to connecting into the main distribution line in General Jim Moore Boulevard. Our understanding of the chlorination system basis of design and scope is as follows:
    - Total dose of 2.25 mg/L to meet demand and provide 1.5 mg/L residual. Further evaluation will be performed during design to address water quality and well performance.
    - Chemical feed pumps shall allow for maximum dose of 3 mg/L sodium hypochlorite at 12.5% solution. Bulk storage tank shall allow for 30-day supply and is preliminarily sized at 5,000 gallons. Tank shall be equipped with tank level indication and vent scrubber. Chemical offloading facilities shall be provided including an offloading/washdown pad sized for a 5,000 gallon tanker truck.
    - Double containment for all chemical storage and feed equipment.
    - Redundant day tanks and transfer pumps.
    - Redundant chemical injection quills and injection ports with static mixers for hypochlorite injection.
    - Chemical room temperature control to minimize chemical degradation and prevent the chemical solution from freezing.

- Appurtenances such as safety shower and eyewash stations, spill containment and chemical safety equipment.
- *We have prepared an updated site plan, enlarged control/electrical/chemical building layout and process and instrumentation diagram for ASR Well 5, shown on the following pages.*
  - *The chemical room is envisioned to be approximately 900 square feet and will contain the bulk storage tank, day tanks, transfer and feed pumps. All storage and transfer/feed pumps and piping will be within the containment area.*
  - *The redundant transfer pumps will convey the chemical from the bulk storage tank to the redundant day tanks. Redundant chemical feed pumps, preferred manufacturer is Prominent (used at the Begonia Iron Removal Plant), are located adjacent to the day tanks. The transfer and chemical feed pumps will be mounted to elevated bases. Piping within the containment area will not be double contained. Piping outside the containment area will be double contained. Depending on the final size of the chemical solution line, we could utilize tubing for the chemical solution line that is located inside of a small diameter PVC pipe to act as the containment pipe.*



OVERALL SITE PLAN  
SCALE: 1" = 10'-0"



Underground Service Alert  
of Northern California  
Call: TOLL FREE  
1-800  
227-2600  
TWO WORKING DAYS BEFORE YOU DIG



REVISIONS		REVISIONS	
△		△	
△		△	
△		△	
△		△	
△		△	

**VALENTINE**  
Environmental Engineers, LLC

2570 N. First Street 2nd Floor PMB #020516  
San Jose, California 95131  
Phone: (480) 283 - 8991 Fax: (480) 283 - 0082  
Website: <http://www.valentineengineers.com>

T. VALENTINE  
REGISTERED PROFESSIONAL ENGINEER  
TERESA A. VALENTINE  
C 83580  
Exp. 3-31-19  
CIVIL  
STATE OF CALIFORNIA  
CA LICENSED PROFESSIONAL ENGINEER  
NO. C 83580

VALENTINE ENVIRONMENTAL ENGINEERS, LLC  
2570 N. 1ST ST. 2ND FLOOR PMB #020516  
SAN JOSE, CA 95131

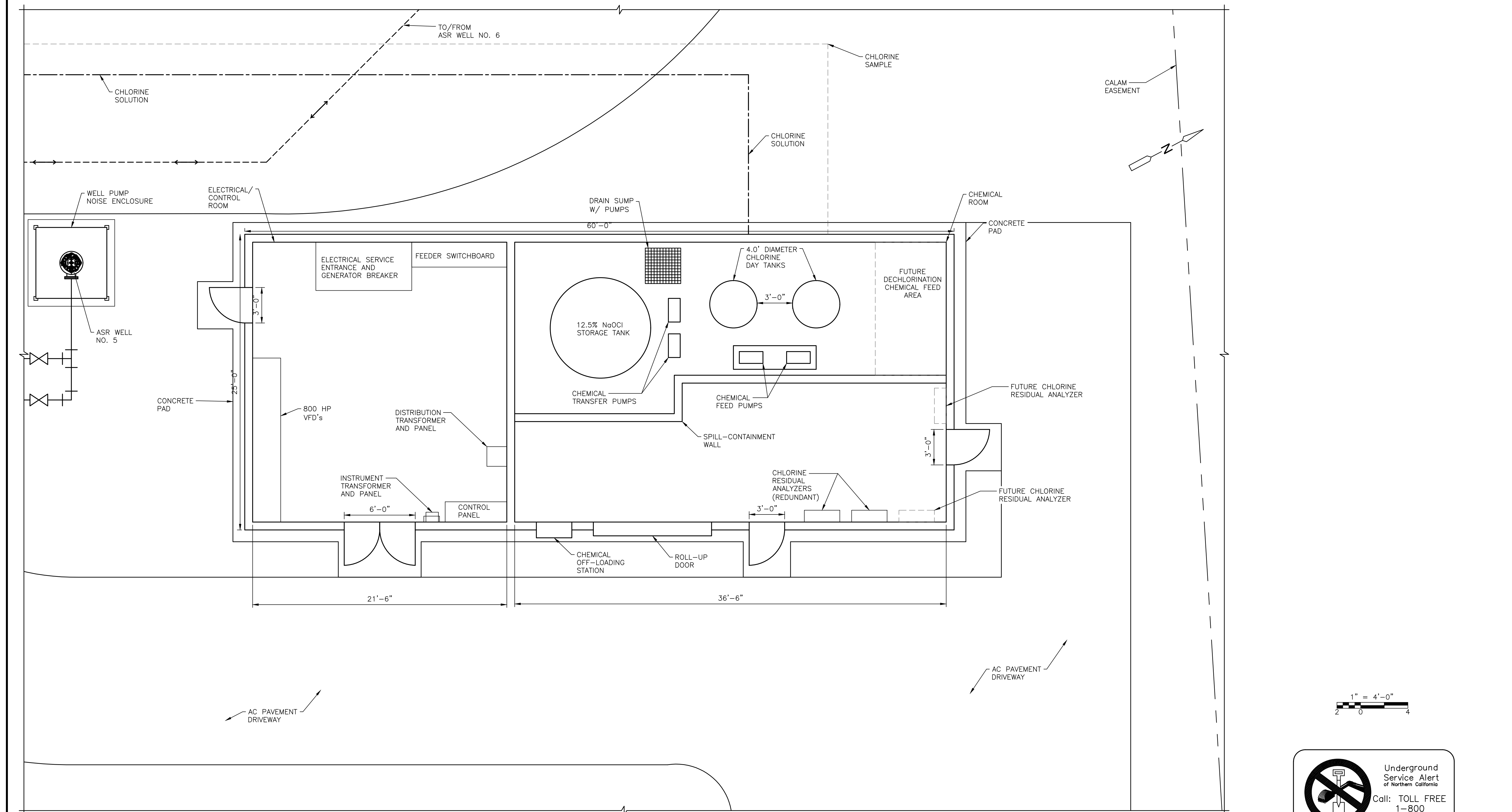
**CALIFORNIA AMERICAN WATER**

DRAWN BY R. PARKER  
PROJECT ENG'R T. VALENTINE

DATE NOVEMBER 2018

PROJECT -----

FITCH PARK ASR DESIGN BUILD PROJECT CIVIL ASR WELL NO. 5 OVERALL SITE PLAN		CALIFORNIA AMERICAN WATER CO.	COASTAL DIVISION	USE DIMENSIONS ONLY SCALE AS NOTED
		USE APPROVED DRAWINGS ONLY FOR CONSTRUCTION PURPOSES	-	C-1



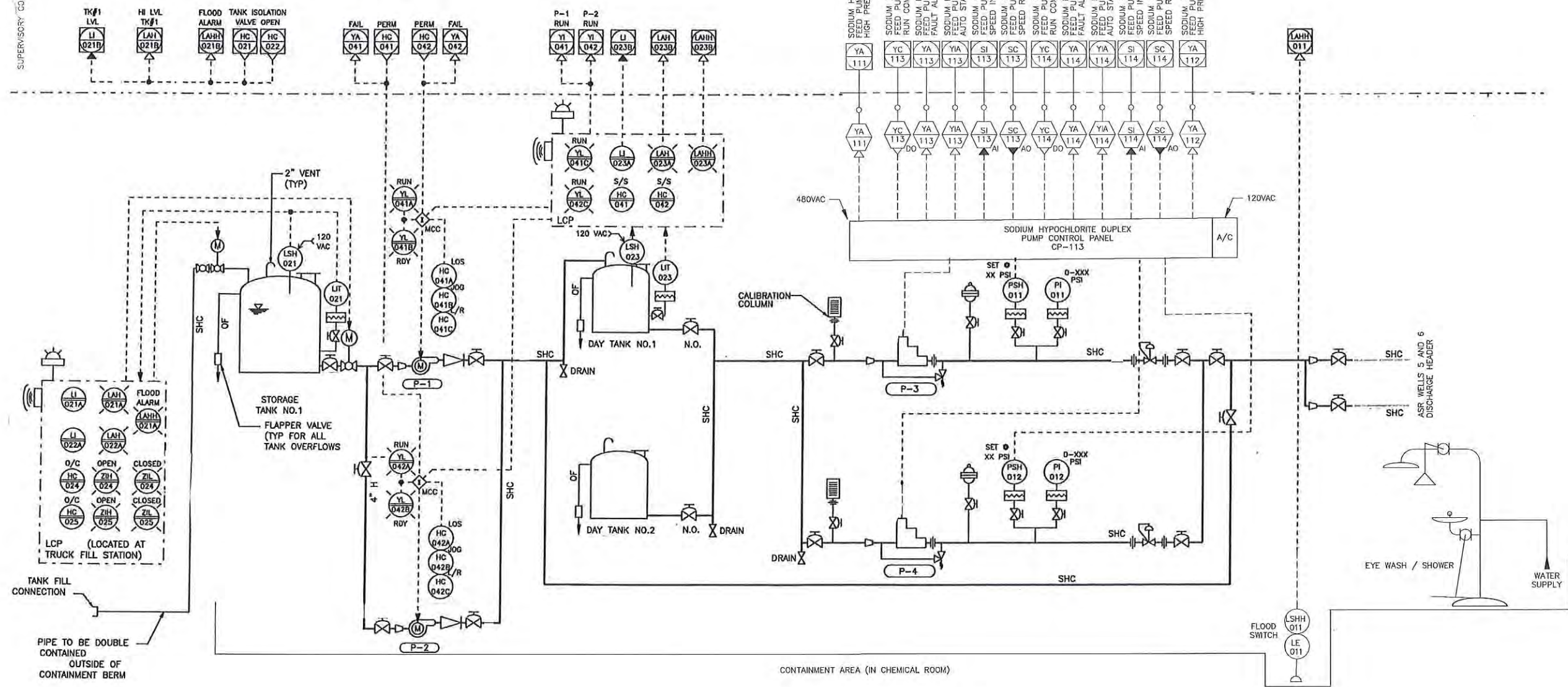
ENLARGED PLAN  
SCALE: 1" = 4'-0"

Underground Service Alert  
of Northern California  
Call: TOLL FREE  
1-800  
227-2600  
TWO WORKING DAYS BEFORE YOU DIG

	REVISIONS		REVISIONS		<p>2570 N. First Street 2nd Floor PMB #020516 San Jose, California 95131 Phone: (480) 283 - 8991 Fax: (480) 283 - 0082 Website: http://www.valentineengineers.com</p>		<p>VALENTINE ENVIRONMENTAL ENGINEERS, LLC 2570 N. 1ST ST. 2ND FLOOR PMB #020516 SAN JOSE, CA 95131</p>	FITCH PARK ASR DESIGN BUILD PROJECT CIVIL CONTROL BUILDING AND CHEMICAL ROOM ENLARGED PLAN			
	△		△					DRAWN BY R. PARKER PROJECT ENGR T. VALENTINE	CALIFORNIA AMERICAN WATER CO.	COASTAL DIVISION	USE DIMENSIONS ONLY SCALE AS NOTED
	△		△					DATE NOVEMBER 2018	USE APPROVED DRAWINGS ONLY FOR CONSTRUCTION PURPOSES	-	C-2
	△		△					PROJECT - - - -			
	△		△								



SUPERVISORY COMPUTER




SHC - SODIUM HYPOCHLORITE  
 OF - OVERFLOW  
 N.O. - NORMALLY OPEN



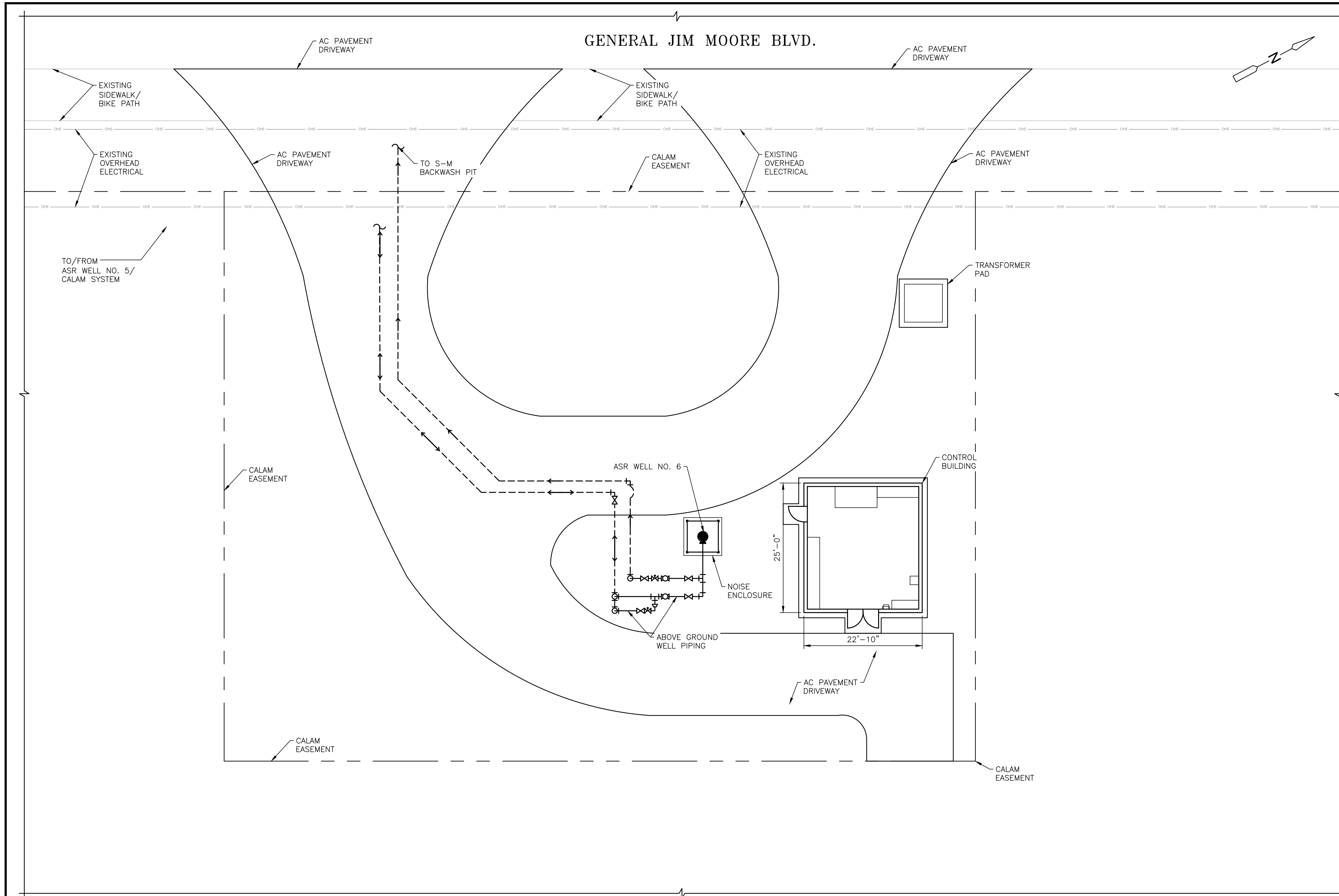
REVISIONS	REVISIONS
△	△
△	△
△	△
△	△
△	△

**VALENTINE**  
 Environmental Engineers, LLC  
 2570 N. First Street 2nd floor PMB #020516  
 San Jose, California 95131  
 Phone: (480) 283-8991 Fax: (480) 283-0082  
 Website: http://www.valentineengineers.com

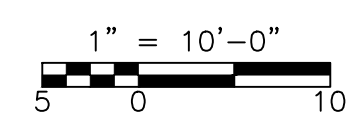


T. VALENTINE  
 VALENTINE ENVIRONMENTAL ENGINEERS, LLC  
 2570 N. 1ST ST., 2ND FLOOR, PMB #020516  
 SAN JOSE, CA 95131  
 CALIFORNIA AMERICAN WATER  
 DRAWN BY R. PARKER  
 PROJECT ENG'R T. VALENTINE  
 DATE NOVEMBER 2018  
 PROJECT -----

DESIGN BUILD FITCH PARK ASR WELLS 5 AND 6 INSTRUMENTATION LIQUID HYPOCHLORITE FEED SYSTEM P&ID	
CALIFORNIA AMERICAN WATER CO.	COASTAL DIVISION
USE APPROVED DRAWINGS ONLY FOR CONSTRUCTION PURPOSES	
SCALE AS NOTED	
13.0	



OVERALL SITE PLAN  
SCALE: 1" = 10'-0"



Underground Service Alert  
of Northern California  
Call: TOLL FREE  
1-800  
227-2600  
TWO WORKING DAYS BEFORE YOU DIG



REVISIONS		REVISIONS	
△		△	
△		△	
△		△	
△		△	
△		△	

**VALENTINE**  
Environmental Engineers, LLC

2570 N. First Street 2nd Floor PMB #020516  
San Jose, California 95131  
Phone: (480) 283 - 8991 Fax: (480) 283 - 0082  
Website: <http://www.valentineengineers.com>

T. VALENTINE  
REGISTERED PROFESSIONAL ENGINEER  
TERESA A. VALENTINE  
C 83580  
Exp. 3-31-19  
CIVIL  
STATE OF CALIFORNIA  
CA LICENSED PROFESSIONAL ENGINEER  
NO. C 83580

VALENTINE ENVIRONMENTAL ENGINEERS, LLC  
2570 N. 1ST ST. 2ND FLOOR PMB #020516  
SAN JOSE, CA 95131

**CALIFORNIA AMERICAN WATER**

DRAWN BY R. PARKER  
PROJECT ENG'R T. VALENTINE  
DATE NOVEMBER 2018  
PROJECT -----

FITCH PARK ASR DESIGN BUILD PROJECT CIVIL ASR WELL NO. 6 OVERALL SITE PLAN		CALIFORNIA AMERICAN WATER CO.	COASTAL DIVISION	USE DIMENSIONS ONLY SCALE AS NOTED
		USE APPROVED DRAWINGS ONLY FOR CONSTRUCTION PURPOSES	-	C-3



**Monterey Peninsula Water Supply Project  
Request for Proposals  
Design Build of Fitch Park ASR Wells 5 and 6 Above Ground Facilities**

<b>TABLE 5-1 MAJOR ACTIVITIES AND MILESTONES<sup>1</sup></b>		
<b>ACTIVITY NUMBER</b>	<b>ACTIVITY/MILESTONE</b>	<b>DATE<sup>2</sup></b>
	See attached schedule	

Monterey Peninsula Engineering, a Partnership

Name of Proposer

Peter J. Taormina

Name of Designated Signatory

Signature

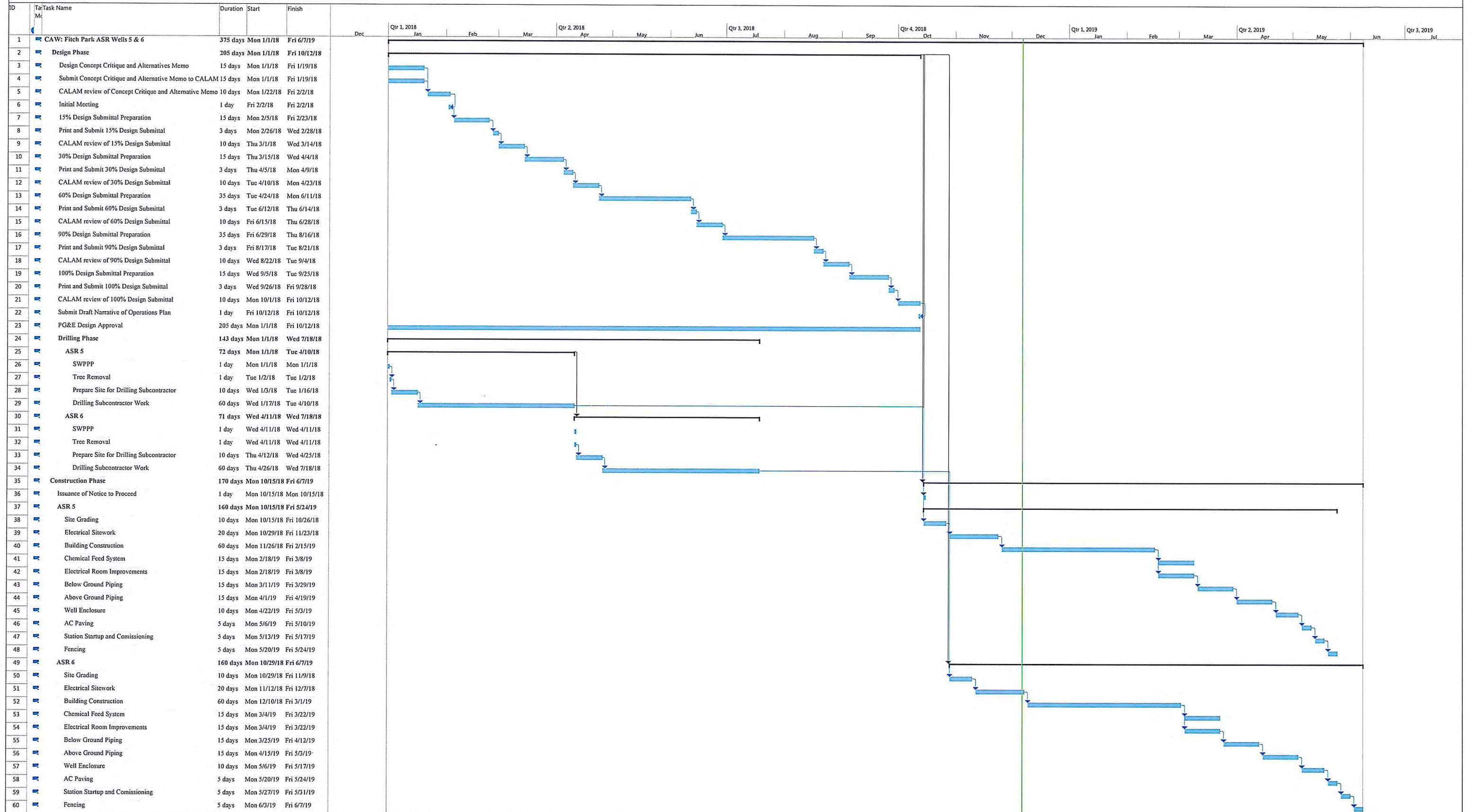
Manager

Title

**Footnotes:**

<sup>1</sup> List each major activity and milestone separately.

<sup>2</sup> Indicate the end of activity or date milestone achieved.





# Section 3.0 Technical Proposal

## B. Plan for Acceptance Testing



# MONTEREY PENINSULA ENGINEERING

---

CONTRACTORS & ENGINEERS  
P.O. BOX 2317  
MONTEREY, CA 93942  
(831) 384-4081

## **Plan for Acceptance Testing**

Our proposal has provisions for training and orientation of CAW facilities operators in the commission of various components and systems slated for construction. Our vendors have made allowances for factory training and commission services in their respective proposals. All devices and systems will be tested and certified in writing before facilities are place into service.

## Section 4.0 Business and Price Proposal

### A. Summary of Business and Price Proposal

**California-American Water  
Monterey Peninsula Water Supply Project  
Fitch Park ASR Wells 5 and 6 Above Ground  
Facilities  
Design Build Project  
Pacific Grove, CA**

**PROPOSAL FORM**

**P-1 PROJECT IDENTIFICATION:**

The project requires a Design Build Contractor (Contractor) to design, build, install complete, functional, and fully operational facilities for two Aquifer Storage and Recovery (ASR) well facilities in Seaside, California; a location map of the project sites is presented in Appendix A, Sheet T-1. The sites are currently undeveloped easement parcels along the eastern side of General Jim Moore Blvd., immediately west of Ardennes Circle.

A detailed description of each of the design elements is included in the Design Concept (Attachment A).

**P-2 THIS PROPOSAL IS TO BE SUBMITTED TO:**

CALIFORNIA AMERICAN WATER  
511 FOREST LODGE ROAD, SUITE 100  
PACIFIC GROVE, CA 93950  
Attn: Jay Drewry, Senior Buyer  
[jay.drewry@amwater.com](mailto:jay.drewry@amwater.com)

**P-3 PROPOSER'S OBLIGATIONS AND REPRESENTATIONS**

3.01 The undersigned Proposer proposes and agrees, if this Proposal is accepted, to enter into an Agreement with Owner in the form included in the Contract Documents to perform all Work as specified or indicated in the Contract Documents for the Contract Price and within the Contract Times indicated in this Proposal and in accordance with the other terms and conditions of the Contract Documents.

3.02 Proposer accepts all of the terms and conditions of the Proposal documents, including without limitation those dealing with the disposition of the Proposal security. This Proposal will remain subject to acceptance for 60 days after the day of Proposal opening. Proposer will sign and deliver the required number of counterparts of the Agreement with



any Bonds and other documents required by the Request for Proposal and Proposal Form within 15 days after the date of Owner's Notice to Proceed.

3.03 In submitting this Proposal Proposer represents and agrees, as more fully set forth in the Agreement, that:

A. Proposer has examined and carefully studied the Proposal Documents and the following Addenda (receipt of all which is hereby acknowledged)

Addendum No.	Addendum Date
<u>1</u>	<u>10/9/2018</u>
<u>2</u>	<u>10/21/2018</u>
<u>3</u>	<u>10/29/2018</u>
<u>4</u>	<u>11/14/2018</u>
<u>5</u>	<u>11/28/2018</u>

B. Proposer has visited the Site and become familiar with the general, local and Site conditions that may affect cost, progress, performance and furnishing of the Work.

C. Proposer is familiar with all applicable federal, state and local Laws and Regulations that may affect cost, progress, performance and furnishing of the Work.

D. Proposer has carefully studied all available reports of explorations and tests of subsurface conditions at or contiguous to the Site and all available drawings of physical conditions relating to existing surface or subsurface structures at or contiguous to the Site which have been identified or made available by Owner.

E. Proposer is aware of the general nature of the work to be performed by Owner and others at the Site that relates to Work for which this Proposal is submitted as indicated in the Contract Documents.

F. Proposer has correlated the information known to Proposer, information and observations obtained from visits to the Site, reports and drawings identified in the Contract Documents and all additional examinations, investigations, explorations, tests, studies and data with the Contract Documents.

G. Proposer has given Owner written notice of all conflicts, errors, ambiguities or discrepancies that Proposer has discovered in the Contract Documents and the written resolution thereof by Owner is acceptable to Proposer, and the Contract Documents are generally sufficient to indicate and convey understanding of all terms and conditions for performing and furnishing the Work for which this Proposal is submitted.

H. This Proposal is genuine and not made in the interest of or on behalf of any undisclosed individual or entity and is not submitted in conformity with any agreement or rules of any group, association, organization or corporation; Proposer has not directly or indirectly induced or solicited any other Proposer to submit a false or sham Proposal; Proposer has not solicited or induced any individual or entity to refrain from submitting a

Proposal; and Proposer has not sought by collusion to obtain for itself any advantage over any other Proposer or over Owner.

P-4 CONTRACT PRICE

4.01 Proposer will complete the Work in accordance with the Contract Documents for the following price(s):

A. COST OF THE WORK

1. The Cost of all Work other than Unit Price Work shall be determined as provided in Paragraph 10.01 of the General Conditions, as revised or amended by the Supplementary Conditions and shall include the following amounts subject to increases or decreases for changes in Work as provided for in Article 8 of the Agreement

2. Lump Sum Fees

- a. Design Professional Services - Preliminary Design up to and Including Issuing of the Design Memorandum.

\$ 350,000

- b. Design Professional Services – Preliminary Design Completion through Final Design Phases.

\$ 400,000

- c. Design Professional Services – Construction/Operational Phase

\$ 100,000

- d. Pre-Construction Services during Design Phase

\$ 75,000

- e. **Total construction costs: includes Bid Form, Construction Supervision and Superintendence.**

\$ 5,737,100

- f. Cost of Bond Premiums (Based on construction estimate):

\$ 75,000

Premium unit Price \$ 1 / \$ 100

Range: \$ 5,000,000 to \$ 25,000,000

TOTAL LUMP SUM (a. + b. + c. + d. + e. + f.):

\$ 6,737,100





---

---

---

P-7 TERMINOLOGY

7.01 The terms used in this Proposal which are defined in the General Conditions of the Contract between Owner and Design/Builder ("General Conditions") included as part of the Contract Documents have the meanings assigned to them in the General Conditions. Terms defined in the Request for Proposal are used with the same meaning in this Proposal.



P-8 SUBMISSION

SUBMITTED on December 7, 2018.

State Contractor License No. 972425.

State Certificate of Authority for Corporate Engineering Practice (If Applicable):

If Proposer is:

An Individual

By: \_\_\_\_\_ (SEAL)  
(Individual's Name)

doing business as \_\_\_\_\_  
Business address: \_\_\_\_\_

Phone No.: \_\_\_\_\_  
Facsimile No.: \_\_\_\_\_

A Partnership

By: Monterey Peninsula Engineering, a Partnership (SEAL)  
(Firm Name)

(general partner) Peter J. Taormina, Manager

Business address: 192 Healy Ave. Marina, CA. 93933

Phone No.: 831-384-4081

Facsimile No.: 831-384-5078

A Corporation

By: \_\_\_\_\_ (SEAL)  
(Corporation Name)

\_\_\_\_\_  
(state of incorporation)

By: \_\_\_\_\_ (SEAL)  
(name of person authorized to sign)

\_\_\_\_\_  
(Title)

\_\_\_\_\_  
(Corporate Seal)

Attest

\_\_\_\_\_  
(Secretary)

Business address: \_\_\_\_\_  
\_\_\_\_\_

Phone No.: \_\_\_\_\_

Facsimile No.: \_\_\_\_\_

Date of Qualification to do business as a foreign (out-of-state) corporation in state where  
Project is located (if applicable): \_\_\_\_\_

A Joint Venture

By: \_\_\_\_\_ (SEAL)  
(Name)

\_\_\_\_\_  
(Address)

By: \_\_\_\_\_ (SEAL)  
(Name)

\_\_\_\_\_  
(Address)

Business address: \_\_\_\_\_  
\_\_\_\_\_

Phone No.: \_\_\_\_\_

Facsimile No.: \_\_\_\_\_

(Each joint venturer must sign. The manner of signing for each individual, partnership and  
corporation that is a party to the joint venture should be in the manner indicated above.)

## Section 4.0 Business and Price Proposal

### B. Proposal Packages

**MONTEREY PENINSULA WATER SUPPLY PROJECT**  
**ASR 5 AND 6 - DESIGN BUILD**  
**ABOVE GROUND FACILITIES PROJECT**

10/20/2018  
 Rev. 0

BID ITEM	APPROX. QTY.	UNIT	DESCRIPTION WITH UNIT PRICE (PRICE IS INCLUSIVE OF ALL APPLICABLE TAXES, PROFIT, INSURANCE, BONDS AND OTHER OVERHEAD)	UNIT PRICE	TOTAL ITEM PRICE
<b><u>PREDESIGN/DESIGN SERVICES</u></b>					
1	1	ALLOW	Community Outreach	\$7,000.00	\$7,000.00
2	1	LS	Design Services (Part III. Scope of Design Services, SDS 1-10)	\$600,000.00	\$600,000.00
3	1	LS	Dust and Noise Control Plan & Implementation	\$30,000.00	\$30,000.00
4	1	LS	Building Code Review, Procedures & Plan	\$2,300.00	\$2,300.00
5	1	LS	Mobilization, Security Fencing, Access Plan	\$40,000.00	\$40,000.00
6	1	LS	Temporary Power Plan	\$5,000.00	\$5,000.00
7	1	LS	Mobilization, Security Fencing, Access Plan, etc.	\$40,000.00	\$40,000.00
8	1	LS	SWPPP/Erosion & Sediment Control Plan	\$3,000.00	\$3,000.00
9	1	LS	Environmental Requirements (Permits 2.7.3)	\$2,300.00	\$2,300.00
10	1	LS	AVETTA Certification (2.7.3)	\$500.00	\$500.00
11	1	LS	Utility Potholing & AutoCAD Mapping	\$15,000.00	\$15,000.00
12	1	LS	Staking/Surveying Plan, Mapping, & Implementation	\$10,000.00	\$10,000.00
13	1	LS	Geotechnical Investigations & Borings, Soils Report (2 Sites)	\$15,000.00	\$15,000.00
14	1	LS	Demolition of Existing Structure Plan	\$5,000.00	\$5,000.00
15	1	LS	Traffic Control Plans & Implementation	\$8,000.00	\$8,000.00
16	1	LS	Acceptance Testing Plan & Implementation(2.7.4)	\$5,000.00	\$5,000.00
17	1	LS	Quality Management Plan (Design & Construction, (2.7.5)	\$5,000.00	\$5,000.00
18	1	LS	Materials Testing Plan (e.g. Concrete & Soils)	\$5,000.00	\$5,000.00
19	1	LS	Pump Test Plan & Performance Testing	\$5,000.00	\$5,000.00
20	1	LS	Well Pump/Line shaft Vibration Test Plan, & Critical Speed Calculations	\$0.00	\$0.00
21	1	LS	Inspection & Test Procedures & Plan	\$5,000.00	\$5,000.00
22	1	LS	Factory Acceptance Testing/Designer Inspections, (SDS-9)	\$10,000.00	\$10,000.00
23	1	LS	Operations & Maintenance Training (2.7.6)	\$10,000.00	\$10,000.00
24	1	LS	Installation Operation, & Maintenance Manual (IOM), Scanned pdf & CD,	\$5,000.00	\$5,000.00
25	1	LS	Start-Up & Commissioning Procedures Plan	\$3,000.00	\$3,000.00
26	1	LS	Facility/Utility Shut-Down Plan	\$3,000.00	\$3,000.00
27	1	LS	Warranty & Acceptance Test Plan	\$3,000.00	\$3,000.00
28	1	LS	CSI format Technical Specifications (16 Divisions)	\$40,000.00	\$40,000.00
29	1	LS	Assess Validity, Evaluate, Analyze Accuracy of Preliminary Design	\$30,000.00	\$30,000.00
30	1	LS	Architectural Drawings/Renderings for Agency Approvals	\$2,000.00	\$2,000.00
31	1	LS	Civil Drawings, Auto Cad, Full and Half-Sizes	\$1,000.00	\$1,000.00
32	1	LS	Mechanical Drawings, Auto Cad, Full and Half-Sizes	\$1,000.00	\$1,000.00
33	1	LS	Electrical & Drawings, Auto Cad, Full and Half-Sizes	\$1,000.00	\$1,000.00
34	1	LS	Plumbing Drawings, Auto Cad Full and Half-Sizes	\$1,000.00	\$1,000.00
35	1	LS	Instrument Drawings, Auto Cad Full and Half Sizes	\$1,000.00	\$1,000.00
36	1	LS	HVAC Drawings, Auto Cad, Full and Half Sizes	\$1,000.00	\$1,000.00
37	1	LS	Process (P& ID) Drawing Updates, Add Disinfection, Auto Cad, Full/Half Sizes	\$1,500.00	\$1,500.00
38	1	LS	As-Built Drawing & Conformed Drawings in Auto-CAD	\$1,500.00	\$1,500.00



<b>PROJECT MANAGEMENT/CONSTRUCTION MEETINGS/REVIEWS</b>							
39	1	LS	Design Meetings (10)		\$50,000.00	\$50,000.00	
40	1	LS	Construction Meetings (24)		\$50,000.00	\$50,000.00	
41	1	LS	Constructability Review (3)		\$5,000.00	\$5,000.00	
42	1	LS	Value Engineering (3)		\$5,000.00	\$5,000.00	
<b>PROCUREMENT/CONSTRUCTION</b>							
43	1	LS	Mobilization/demobilization, Phase 1		\$75,000.00	\$75,000.00	
44	1	LS	Mobilization/demobilization, Phase 2		\$75,000.00	\$75,000.00	
<b>CIVIL/MECHANICAL/PROCESS</b>							
45	1	LS	Site Preparation for Phase 1 Well Drilling (2 Sites)		\$65,000.00	\$65,000.00	
46	1	LS	Site Preparation, All other work, Phase 2		\$200,000.00	\$200,000.00	
47	1	LS	On-Site Drainage Percolation System, Infiltration Tests		\$75,000.00	\$75,000.00	
48	1	LS	AC Pavement and Subgrade (Tech, Req, Appendix 1)		\$75,000.00	\$75,000.00	
49	1	LS	Site Access & Perimeter Chain Link Fencing, & 7 ft. height, Double Gates (both sites)		\$40,000.00	\$40,000.00	
50	1	LS	ASR Underground Pipeline connections to General Jim Moore Blvd at ASR 5 and 6 (Sheet I-1, Appendix 1)		\$65,000.00	\$65,000.00	
51	1	LS	ASR Above Ground Piping/Valves (Sheet I1 G1, M1 Appendix 1)		\$170,000.00	\$170,000.00	
52	1	LS	Cla-Val Valves, remote controlled, fusion bonded epoxy coating in/out, 110V solenoid manual override, stainless steel trim, indicating limit switches, pilot strainer, open/close speeds, isolation cocks (Tech Req, G1, M1 Appendix 1)		\$80,000.00	\$80,000.00	
53	1	LS	Flow meters, Sparling 656 Tigermag magnetic, local display plus remote transmission 4-20 mA output, polyurethane liner, bidirectional rate and bidirectional totalizing functions (Tech Req, Appendix 1)		\$80,000.00	\$80,000.00	
54	2	EA	Pump water flush lube system, real time flow measurement and lube line differential pressure instrumentation, with interlock shutdown of well pump upon loos of low or pressure in lube line (Tech Req, Appendix 1)		\$20,000.00	\$40,000.00	
55	1	LS	ASR Underground Pipeline connections to General Jim Moore Blvd at ASR 5 and 6 (Sheet I-1, Appendix 1)		\$50,000.00	\$50,000.00	
56	1	LS	ASR Above Ground Piping/Valves (Sheet I1 G1, M1 Appendix 1)		\$170,000.00	\$170,000.00	
57	1	LS	Isolation Valves, ( with manual operators larger than 8" diameter)		\$35,000.00	\$35,000.00	
58	2	EA	Vertical Turbine Pumps, 800 HP, 480V, 3 ph, 3000 gpm, 792' TDH 82% Efficiency, TEFC motor, zinc less bronze allow C952 impeller, intermediate shaft bearings		\$0.00	\$0.00	
59	2	EA	12" x X-42 Grade Column Pipe, 550 ft. long, enclosed tube water flush tube and shaft design		\$0.00	\$0.00	
60	2	EA	12 x 8 Baki "FCV" Downhole Flow Control Valve, set at 500' bgs		\$0.00	\$0.00	
61	1	LS	Complete Chemical Offloading Facility for bulk sodium hypochlorite deliver off-loading, with wash-down pad sized for WB-50/5,000 gallon storage tanker truck, local control panel, audible alarm, and warning lights, sump, and sump pump and underground chemical resistant storage tank 1000 gal., Compressed air supply to pressurize truck and offload chemical, Operator Interface Panel with level indicator for chemical level in bulk tank, safety showers (2), eyewash stations (2), chemical injecting quills, and injecting ports with static mixers for hypochlorite injection ( at ASR 5 SITE ONLY.)		\$100,000.00	\$100,000.00	
62	1	LS	Complete Disinfection Process Faculty for Sodium Hypochlorite system (12.5% solution strength), assume dosing up to 3 mg/l, storage of 30 days supply of bulk storage, FRP bulk storage tank, (2) day tank, (2) bulk transfer pumps, (2) chemical metering pumps, piping and valves, and ancillary equipment. Note a P & ID has not been completed. Contractor shall attach proposed P & ID with the bid for approval. Assume double containment for all chemical storage and dispensing equipment (at ASR 5 SITE ONLY).		\$125,000.00	\$125,000.00	
<b>Structural/HVAC</b>							\$0.00

63	1	LS	Complete ASR 6 Electric/Controls Bldg. 380 sq. ft. interior minimum, Removable Sound Attenuation Enclosure around pump, non-combustible CMU with Concrete Plank Roof, UBC Type U Building Classification, Mediterranean style, similar to ASR 3 & 4 (Appendix 1)	\$455,000.00	\$455,000.00
64	1	LS	Complete ASR 5 Electric/Controls Bldg. (min interior 350 sq. ft.) and Disinfection Bldg. ( min. interior 650 sq. ft.). interior minimum, Sound Attenuation Enclosure around pump, non-combustible CMU with Concrete Plank Roof, UBC Type U Building Classification, Mediterranean style, similar to ASR 3 & 4 (Appendix 1)	\$985,000.00	\$985,000.00
65	2	EA	Complete HVAC, Air Conditioning with Economizer mode systems each for Electrical/control Building (Tech Req, Appendix 1)	\$25,000.00	\$50,000.00
<b>Electrical</b>					\$0.00
66	2	EA	Complete Electrical Systems, for NEC calculated full-load amperage (FLA) of 1282 amperes, which includes pump, & misc. auxiliary loads, as shown in "Table MSB & Feeder Load Schedule" on Drawing E-1. Panels sizes for 1600-ampere meter/main	\$600,000.00	\$1,200,000.00
67	2	EA	Short Circuit and Arch Flash Studies, developed per Cal Am standards, and PGE system data (Appendix 1, 3, 4).Layout per Dwg E-2, Appendix 1.	\$23,000.00	\$46,000.00
<b>Instrumentation/Controls</b>					\$0.00
68	2	EA	Complete control system, functionality including start, stop, speed control of the pumps, based on either flow or pressure set point, or manual adjustment. actuation of the Cla Val process valves, Alarm, warning and shutdown interlock functions, record and store process operational data, communicate with main Cal-Am SCADA system, PLC with 10% spare digital I/O, local control panel (LCP), (Tech Req, Drawing I-1, Appendix 1)	\$380,000.00	\$760,000.00
69	2	EA	Variable Frequency Drive (VFD), indoor NEMA 1G, 18 pulse PWM, No bypass, Heavy Duty Service (50 C rated), dv/dt output filter, Allen Bradley Power Flex 755	\$155,000.00	\$310,000.00
70	2	EA	Programmable Logic Controllers, Allen Bradley only. PLC program and OIP screens programmed to control the pumps and show booster and well pump operation, status, and alarms, indicated in Tech requirements and on P & ID, Appendix 1	\$80,000.00	\$160,000.00
71	2	EA	Data System to Transmit Data via SCADA to Cal Am's central Office in Pacific Grove via cellular modem.	\$20,000.00	\$40,000.00
72	2	EA	Local Operator Interface Panel (OIP), on front of each control panel. PLC program and OIP screens programmed to control the pumps and show booster and well pump operation, status, and alarms, indicated in Tech requirements and on P & ID, Appendix 1	\$14,000.00	\$28,000.00
73	1	LS	Differential Pressure Transmitters, and pressure transmitters, heat traced and mounted in O'Brien instrument enclosures All transmitter tubing shall be heat traced	\$150,000.00	\$150,000.00
<b>Subtotal</b>					<b>\$ 6,737,100</b>
<b>Contingency</b> 30%					<b>\$ 2,021,130</b>
<b></b>					<b>\$ 8,758,230</b>

PER ADENDUM #5: OPTIONAL COST FOR ALTERNATE VFD MANUFACTURERS. BASE BID HAS EATEN VFDS ALLEN BRADLEY \$ 200,000.00

## Section 4.0 Business and Price Proposal

### C. Proposal Form 6 : Acceptance of Contract

**Monterey Peninsula Water Supply Project  
Request for Proposals  
Design Build of Fitch Park ASR Wells 5 and 6 Above Ground Facilities**

**PROPOSAL FORM 6**

**ACCEPTANCE OF THE CONTRACT**


Proposer agrees to all of the provisions of the draft Contract except as expressly provided in the track changes or redline version of the draft Contract that is attached to this Proposal Form.

Monterey Peninsula Engineering, a Partnership

Name of Proposer

Peter J. Taormina

Name of Designated Signatory

  
Signature

Manager

Title



## Section 4.0 Business and Price Proposal

### D. Proposal Form 7 : Price Escalator Indices

## PRICE ESCALATOR INDICES

The Proposer shall include below at least one and no more than five indices that it proposes to use as the Price Escalator. The Proposer shall also include the corresponding percentage to be used for each index, totaling 100%. The indices provided will be included in the Contract following successful negotiation.


<u>Price Escalator Index</u>	<u>Bid Items</u>
ENR CONSTRUCTION CONST INDEX	41-73
CPI-U US DEPARTMENT OF LABOR CONSUMER PRICE INDEX	1-40

Monterey Peninsula Engineering, a Partnership

\_\_\_\_\_  
**Name of Proposer**

Peter J. Taormina

\_\_\_\_\_  
**Name of Designated Signatory**

  
\_\_\_\_\_  
**Signature**

Manager

\_\_\_\_\_  
**Title**

<sup>1</sup> The sum of the percentages in this column shall be 100%.



## Section 4.0 Business and Price Proposal

E. Proposal form 8: Diverse Business Enterprises  
Requirement Statement

**PROPOSAL FORM 8**

**DIVERSE BUSINESS ENTERPRISES REQUIREMENT STATEMENT**

Owner utilizes the established guidelines from the California Public Utilities Commission ("CPUC") to qualify diverse suppliers and requires certification as a Diverse Business Enterprise ("DBE") by the Supplier Clearinghouse and/or the California Department of General Services. To be eligible for award of a contract from this solicitation, the bidder/proposer must execute and submit, as part of his or her bid/proposal, this statement. DBEs are divided into four classifications, as follows: Minority Business Enterprises ("MBE"), Women-Owned Business Enterprises ("WBE"), Disabled Veteran Business Enterprises ("DVBE"), and Lesbian, Gay, Bi-Sexual and Transgender Business Enterprises ("LGBTBE"). This statement shall be deemed a material factor in the Owner's evaluation of the bid/proposal. Failure to complete and submit this statement, or the inclusion of a false statement, shall render the bid/proposal non-responsive.

The CPUC has set a goal for Owner to achieve at least 21.5% of total contract spend on DBEs, divided into the four classifications as follows: MBE – 15%, WBE – 5%, DVBE – 1.5%, and LGBTBE – goal to be established in 2020.

Owner has established certain minimum requirements, as set forth below, for the percentage of the total Contract Price that must be paid to DBEs (the "DBE Minimum"). The DBE Minimum for a contract will depend upon the total Contract Price for that contract, as set forth below. For example, for a contract with a Contract Price of \$1,200,000, the DBE Minimum is 25% and, therefore, at least \$300,000 must be paid to DBEs either as the primary contractor or as one or more subcontractors. Further, for a contract with a Contract Price of \$4,000,000, the DBE Minimum is 30% and, therefore, at least \$1,200,000 must be paid to DBEs either as the primary contractor or as one or more subcontractors.

<u>Total Contract Price</u>	<u>DBE Minimum</u>
\$100,000 - \$500,000	15%
\$500,001 - \$1,000,000	20%
\$1,000,001 - \$3,000,000	25%
\$3,000,001 and higher	30%

Notwithstanding the DBE Minimum set forth above, a bidder/proposer may propose, and is strongly encouraged to propose, a higher percentage of the Contract Price to be paid to DBEs. As part of its submission, the must respond to the questions below and identify the percentage of the Contract Price that will be paid to DBEs (such percentage must be NO LOWER THAN the DBE Minimum set forth above). The percentage of the Contract Price that will be paid to DBEs (to the bidder/proposer as primary contractor or to subcontractors), as indicated on this form, will be a contractual requirement (the "DBE Requirement") that must be met by the bidder/proposer in performing the Contract Services. Failure to meet the DBE Requirement will be considered a breach of the contract and may result in termination of the contract by the Owner.



**Monterey Peninsula Water Supply Project  
Request for Proposals  
Design Build of Fitch Park ASR Wells 5 and 6 Above Ground Facilities**

Complete the items below:

1. Is bidder/proposer certified as a Diverse Business Enterprise with the CPUC Supplier Clearinghouse and/or the California Department of General Services?

Respond YES or NO:       NO      

If YES, provide a copy of your certification with your bid/proposal and identify which classification your firm is certified under (i.e., MBE, WBE, DVBE, or LGBTBE): \_\_\_\_\_

2. What is the DBE Requirement (the percentage of the Contract Price that will be paid to DBEs) that bidder/proposer will agree to in the contract for the Contract Services?

  30   % of Contract Price (such percentage must be equal to or greater than the DBE Minimum as set forth above)

Bidder/Proposer Name: Monterey Peninsula Engineering, a Partnership

Printed Name of Authorized Person: Peter J. Taormina

Signature of Authorized Person: \_\_\_\_\_

Title of Authorized Person: Manager

# APPENDIX



## 1. Introduction

Monterey Peninsula Engineering (MPE) has requested a bid from a qualified engineering consultant to provide services for the California American Water Fitch Park ASR Wells 5 and 6 Above Ground Facilities. Valentine Environmental Engineers (Valentine) is pleased to present this proposal to provide design and construction phase services, including our project understanding, approach, team member and firm qualifications, scope of work and costs.

We incorporate sustainable development strategies in all stages of study, planning, design, construction, and maintenance. We deliver innovative water resource services that produce results now and build for a future of clean water. Our proactive approach focuses on engineering solutions to overcome system complexities, optimize operations, minimize maintenance, and achieve long-term water and energy sustainability. Valentine has successfully performed planning and design services for over a half of a billion dollars of water resources infrastructure.

## 2. Team & Firm Qualifications

Valentine's engineering professionals analyze the big picture, keep clients' goals top of mind, and pay attention to the small details to ensure short term and long term success. Every design solution is studied to ensure accuracy and sustainability. Every project warrants the best expertise and progressive thinking. Every client receives personal and professional attention. The ingenuity of our design principles lead to answers that not only satisfy project specifications, but allow room for more efficient operations and improved energy usage that ultimately results in significant time, money, and energy savings.

Our owners and senior are leaders in the industry with a combined civil and process mechanical design experience of over 55 years - Teresa Valentine and Michael Valentine. For this project, Teresa Valentine will serve as the project manager and Michael Valentine will serve as the senior design engineer/QAQC engineer. Samantha Terrell, Robert Parker and Jazlyn Acosta will perform project engineering and design tasks under the direction of Teresa.

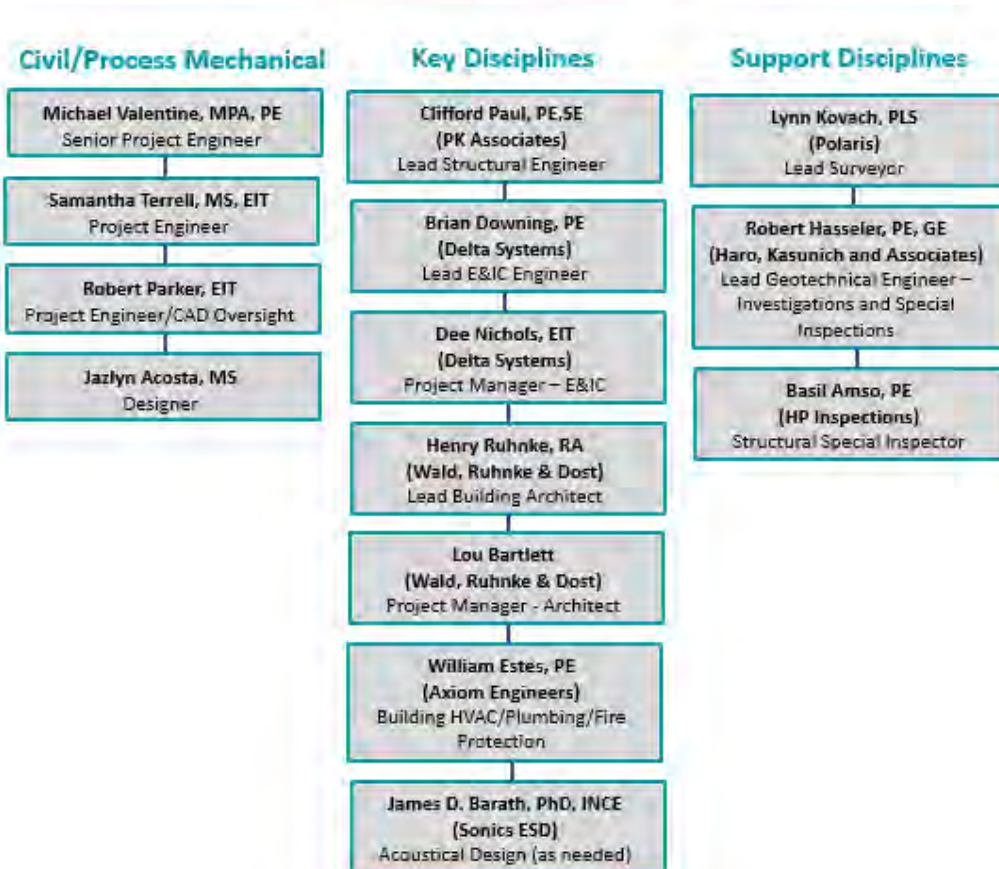
Valentine's Ventura and Phoenix offices are fully equipped for design development and reproduction of all project products. Valentine produces design projects using AutoCAD 2018 and AutoCAD 2018 Civil 3D, as well as, the latest software for Hydraulic and Process Modeling including HEC-RAS, BioWin, WaterCAD, StormCAD, SURGE2000, and SewerCAD.

Dr. Teresa Valentine is the primary lead as your project manager, overseeing process design, detailed design, permitting and construction phase services. Teresa manages numerous water and wastewater projects for southwestern municipalities and private water companies while coordinating multiple subconsultants, permitting agencies, stakeholders, and complex schedules. In addition, Teresa oversees the process evaluation, systems sizing and evaluation and equipment selection.

**Teresa will ensure a sustainable and more efficient strategy for your water system improvements. MPE and California American Water can expect a high degree of project and systems coordination and will have one single point of contact.** In her proactive style, Teresa foresees issues early, listens to her team and her Client, and acts quickly to resolve issues and challenges. She looks to develop project solutions that address the Client's key concerns. Her project management, design and permitting

success is demonstrated in the projects outlined below where she served as the project manager and lead design engineer. **Teresa has served as the project engineer or project manager for over a dozen production well equipping projects and five ASR well equipping projects.**

The Design Team that Teresa will oversee and manage is outlined in the paragraphs and organization chart below. Our team consists of seasoned engineers for each key design discipline who are local and who also have served on similar projects for California American Water in the past.





## Key Civil/Process Mechanical Engineers

The key civil/process mechanical Valentine engineering staff that will be assigned to this project include one senior engineer and three project engineers.

Mike Valentine will serve as Senior Project Engineer providing design reviews and design oversight. Mike has over 30 years of experience in water and wastewater design document preparation and construction administration. **Mike was one of the first engineers in Arizona to perform well equipping for ASR wells and was the lead engineering consultant to the City of Scottsdale for conversion of several existing wells to ASR wells and the development a new well for ASR.**

Samantha Terrell has approximately 5 years of experience in the water resources industry and will serve as the lead project engineer performing hydraulic calculations/modeling, development of basis of design and design report, equipment selection and preliminary and detailed design. Samantha is extremely familiar to California American Water, and is currently serving as the Lead Project Engineer for the Hilby ASR Pump Station and the Hidden Hills – Tierra Grande Interconnect Pump Stations and Waterline.

Robert Parker has over 3 years of experience in the water industry and will serve as a support Project Engineer performing calculations, assisting with drawings preparation, specification preparation, permitting, and construction administration. Robert is very familiar with California American Water design and CAD standards and he leads our Ventura office.

Jazlyn Acosta will provide support engineering who will also assist the team with data analysis and AutoCAD design.

## Key Design Discipline Subconsultants – Work Experience History and References

**The organization chart also lists our Key Design Disciplines for electrical and instrumentation (E&IC) design, structural and building design services. Valentine has worked with our subconsultants on many projects over our 18 years in business.**



Since 1997, Delta Systems Engineering, Inc. (DSEI) has provided electrical engineering and software programming services throughout the Southwestern United States. DSEI provides clients with extensive experience in electrical engineering, construction support, and software development services for their manufacturing, utility, commercial, and government clients. This extensive experience includes experience with water systems and includes SCADA system master planning, control systems design, and Arc Flash studies. DSEI provides innovative engineering and integration solutions to challenging electrical and control system problems, Dee Nichols, EIT and Brian Downing, PE with **Delta Systems Engineering, Inc. (DSEI), will provide Electrical and Instrumentation Design (E&IC).** They will serve as the project manager and lead design engineer, respectively. Brian has over 21 years of experience in E&IC design in support of water and wastewater systems. Brian will be supplemented by Dee Nichols, who has 20 years of experience in electrical and instrumentation design. **Both Brian and Dee provided E&IC design services for Projects 1, 2, 3, 4, 5, and 7 listed in the project experience tables below.**

## References:

1. Brian Lightbody, San Diego Water Authority, 4677 Overland Avenue, San Diego, CA 93123, (760) 233-3209, BLightbody@sdcwa.org
2. Bob Gill, CISM, Port of Long Beach, 4801 Airport Plaza Drive, Long Beach, CA 90815, (562) 283-7402, bob.gill@polb.com
3. Shem Hawes, PE, Civiltec Engineering, 118 W Lime Ave Monrovia, CA 91016, (623) 357-0588, shawes@civiltec.com



PK Associates, LLC (PKA) was established in 1992 by Clifford R. Paul, P.E., S.E. and Jack M. Koehler, P.E., S.E. for the purposes of providing the design and building industry a creative alternative in structural engineering services for both private and public sector clients. PKA prefers to be

involved in the early design phases, working closely with the owner, architect, design/build contractor and other consultants to ensure the structure is cost-effective and meets the needs of all those involved. This philosophy allows the design team to benefit from their past extensive design experience and previous creative/progressive solutions. PK Associates' staff of more than 60 includes 13 Registered Professional Engineers and 16 Engineers-In-Training. **PK Associates will provide structural engineering design services** for the buildings, and miscellaneous systems such as equipment bolt down design, small equipment pads and pipe supports. **PK Associates provided structural engineering services for Projects 1, 5, 6 and 7 listed below demonstrating a long term working relationship with our structural designer in CA and throughout the southwest.** The design will be lead by Clifford Paul, PE, SE, with over 37 years of structural design experience.

## References:

1. Peter Sheydayi, Design and Construction Division, Ventura County Watershed Protection District, 800 S. Victoria Ave., Ventura, CA 93003, (805) 654-2016, Peter.Sheydayi@ventura.org.
2. Philip, Bognadoff, Principal Water Engineer – Water Field/Ops, City of Anaheim – Public Utilities, 201 S. Anaheim Boulevard, Ste 601, Anaheim, CA 92805, (714) 765-4129, pbognadoff@anaheim.net.
3. Duong Do, PE, Vice President, PACE Advanced Water Engineering, 17520 Newhope Street, Suite 200, Fountain Valley, CA 92708, (714) 481-7300, ddo@pacewater.com.



Wald, Ruhnke & Dost Architects, LLP (WRD Architects) is based in Monterey, California and is one of the region's largest and most active architectural firms supporting and designing important projects throughout the community. Throughout the 55-year history, WRD Architects have worked with a variety of clients including the City of Seaside. **WRD Architects will provide architectural design services** for the buildings and sound attenuation enclosure. The design lead will be Principal Henry Ruhnke, RA who has served

as a planning commissioner and architectural review member for the City of Monterey for many years. Mr. Ruhnke has been the principal partner of WRD Architects since 1990 and has overseen the design and development of hundreds of architectural projects in concert with the talented WRD staff. Henry has provided architect design services for projects including the following:

- **Project 1:** New Electrical Equipment Building MPWMD Seaside Pump Site – The Monterey Peninsula Water Management District (MPWMD) operates a water facility on designated easements over and across a portion of Fitch School, located along General Jim Moore Boulevard in Seaside, CA. This location is part of the Seaside Groundwater Basin Aquifer Storage and Recovery (ASR) water management project, which frees up potable water during dry periods by capturing 'excess' seasonal water flow from the Carmel River flow, treating it, and injecting it into the underground Seaside Basin aquifer through specially-constructed wells. Working with

MPWMD, WRD Architects designed a new building to house the electrical switchgear, instruments, and equipment, to maintain and service this well. This single story building was designed to mimic the Mediterranean style design and scale of nearby residential structures in order to create a beautiful and appropriate piece of essential infrastructure.

- **Project 2: Monterey Bay Air Resources District:** WRD began this tenant improvement with a careful study of each department. Team members held discussions with stakeholders about adjacencies and space needs. From there, the firm designed a specific program for each department keeping in mind the different groups' disciplines and how to improve upon efficiency and communication. In planning the space, WRD balanced the benefits of natural daylighting with employees' privacy concerns. The interior design provides the organization an organic connection to its environment using a palette of carefully chosen blues and brown throughout. Environmentally-friendly commercial carpet tile and fast grow material linoleum were used.
- **Project 3: Merrill Farms:** Ross Merrill, president of Merrill Farms, LLC, had a vision: to create a dynamic working environment that would enhance the offerings of two companies while locating them under one roof. The result is a new headquarters facility in Salinas designed by WRD that enables Merrill Farms and Frisco Farms to retain their own identities while promoting cooperation between the two teams. Located adjacent to the Merrill Toro Ranch, the structure complements its agricultural setting and provides employees with a modern yet relaxed work environment. The exposed heavy timber construction of the building's breezeway was incorporated to evoke the feeling of a farmhouse porch while enhancing the public entry to the building. The extended eaves and bracketed dormers help bring a residential scale to an otherwise large-scale commercial building. The stone accents, along with the standing seam metal roof lines, further define the new ranch style. WRD designed the space to provide maximum functionality and efficiency. The team considered the durability and environmental impact of the materials used.

#### References:

1. Joyce Giuffre, Monterey Bay Air Resources District, Administrative Services Manager, 24580 Silver Cloud Court, Monterey, CA 93940, (831) 647-9411, x229, [jGiuffre@mbard.org](mailto:jGiuffre@mbard.org)
2. Stephen Tanner, Pueblo Water Resources, Owner's Representative, 5266 Hollister Avenue, Suite 115, Santa Barbara, CA 93111, (805) 644-0470, [stanner@pueblo-water.com](mailto:stanner@pueblo-water.com)
3. Linda G. McIntyre, Moss Landing Harbor District, General Manager/Harbor Master, 7881 Sandholdt Road, Moss Landing, CA 95039, (831) 633-5417, [mcintyre@mosslandingharbor.dst.ca.us](mailto:mcintyre@mosslandingharbor.dst.ca.us)



Axiom Engineers was started in 1970 by Richard G. Lee and is an engineering firm specializing in a variety of mechanical engineering designs. Axiom Engineers strive for cost-effective and timely delivery of high quality

design and engineering services. Mr. William M. Estes P.E. (Vice President), will lead the Axiom Engineers team. Mr. Estes has over 33 years of experience with extensive hands-on project involvement and experiences in HVAC design, fire protection, mechanical systems design and project management in commercial, institutional, residential and industrial facilities. **Axiom Engineers will work with WRD Architects to provide HVAC, fire protection and plumbing design services** for the buildings.

#### References:

1. David Pratt, County of Monterey Capital Projects, Management Analyst, 1441 Schilling Place South 2nd Floor, Salinas, CA 93901, (831) 796-6091, [prattdw@co.monterey.ca.us](mailto:prattdw@co.monterey.ca.us).
2. Robert Estrella, City of Carmel Public Works, Project Manager, P.O. Box CC, Carmel-by-the-Sea, CA 93921, (831) 620-2082, [restrella@ci.carmel.ca.us](mailto:restrella@ci.carmel.ca.us).

3. Brian Griffin, Natividad Medical Center, Facilities Engineering, Project Manager, 1441 Constitution Blvd, Salinas, CA 93906, (831) 783-2605, Griffinb@Natividad.com.



Sonics ESD is the engineering division of Barath Acoustics Inc., which has provided acoustical and specialty engineering for projects in more than 41 countries. The firm's expertise is primarily in the discipline of acoustical, mechanical, presentation technologies and specialty engineering. Sonics ESD maintains an office in Monterey, California and provides acoustical engineering services for control of room acoustics, sound isolation, building and structure vibration control, noise mitigation and HVAC mechanical and electrical noise and vibration control measures for many public, private and educational facilities. Mr. James (Jim) D. Barath P.E. (Principal), will lead the Sonics ESD team. Mr. Barath has over 42 years of experience in acoustical design experience. **Sonics ESD will work with WRD Architects to provide acoustical design (sound isolation, etc.) services as-needed** for the buildings.

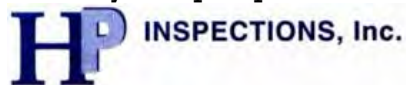
**References:**

1. Patricia Keighley, VP and General Manager, IMAX Post Production/DKP 70 MM, 12582 Millenium Drive, Los Angeles, CA 90094, (310) 255-5500.
2. Michael Montague, Preconstruction Executive, Clark Construction Group, 18201 Von Karman Ave, Suite 800, Irvine, CA, (714) 429-9779.
3. Niko Martecchini, Director New Builds, Carnival Cruise Lines, 3655 NW 87 Avenue, Miami, FL, (305) 599-2600.



Polaris Consulting was founded in 1999 and is a California firm with one office based in Monterey County. Polaris provides surveying services all over Monterey, Santa Cruz, and San Benito Counties. Polaris Consulting is a full service surveying and mapping firm and have performed all facets of surveying and mapping, including topographic mapping, boundary surveys, annexations, legal descriptions, title searches, ALTA surveys, right of way engineering, and construction surveying. In addition to producing standalone maps, descriptions, and surveys; Polaris is very accustomed to working with architects and engineers in support of design and construction of capital improvement projects. Polaris Consulting is a survey consultant for California American Water Company for their water systems and right of ways in the Monterey area. **Polaris Consulting will provide surveying and construction staking services** for the ASR Wells 5 and 6 sites. **Polaris provided survey services for Project 1 listed below. Polaris has also worked with Valentine to provide survey services for several other California American Water projects in Monterey, including the Hidden Hills/Tierra Grande Interconnect Project and the Ryan Ranch Waterline project. Polaris has already provided surveys and legal descriptions for ASR Wells 5 and 6 for AECOM.**

Other support disciplines include geotechnical and special inspections for soils and concrete. **Haro, Kasunich and Associates (HKA, out of Watsonville, CA) will provide geotechnical investigations and soils testing.** HKA has worked with Valentine on geotechnical and soils testing for Hilby ASR pump station.



**HP Inspections (out of San Jose, CA) will provide concrete testing and inspections** and has worked with Valentine on concrete testing and



inspections for the Hilby ASR pump station. These subconsultants are local and have worked with MPE.

**Resumes for key team members are provided in Attachment A. Key Personnel Forms are provided in Attachment B.**

## Project Examples

Below please find several example projects that demonstrate similar experience with well or booster pump station design, construction administration and permitting services. Reference contact information is available upon request.

1

### Hilby (ASR) Pump Station

**Significance:** Recent project with CALAM, demonstrates knowledge with CALAM standards and local requirements in Monterey. Demonstrates experience working with MPE and CALAM engineering and operations groups.

**Project Description:** Valentine performed planning studies and prepared the design package for the new Hilby Pump Station. Valentine first performed hydraulic analysis and modeling to determine the design criteria for this 9 MGD treated water booster pump station serving the Aquifer Storage and Recovery (ASR) wells in the CAW Central Coast Region. As part of these initial investigations, Valentine performed siting investigations and developed booster pump station layouts based on two possible locations (Monterey County Fairgrounds and Hilby Pump Station). The preferred location was the Hilby Pump Station and Valentine prepared additional layouts including engineered versus package pump station options. The design includes three (3) 2,100 gpm pumps with VFDs with space to accommodate a fourth pump. The pump station is above grade and is optimized in terms of footprint to fit on the existing site and avoid native plant impacts. The Hilby site is located in the City of Seaside and as such, strict noise ordinance requirements apply. Working with CAW's noise consultant, the pump station building design was adjusted to satisfy noise restrictions. Project currently near construction completion (pump startup and testing).

**Role:** Pump station design lead (as a subconsultant to AECOM the lead consultant on the Monterey Peninsula Water Supply Project)

**Project Owner:** California American Water

**Key Subconsultants:** Brian Downing and Dee Nichols, Electrical and Instrumentation Design, Delta Systems Engineering; Jack Koehler and Cliff Paul, Structural Design,



*"Valentine's work has now become the standard to which we hold our other consultants to". - Chris Cook, PE, Engineering Manager, California American Water*

PK Associates, Lynn Kovach, Survey, Polaris Consulting; Concrete Testing and Special Inspections, HP Inspections; Geotechnical Special Inspections, HKA.

**Construction Cost:** \$2M

**Construction Dates:** January 2018 through December 2018

**Reference:** Chris Cook, PE, Engineering Manager, 511 Forest Lodge Road, Suite 100, Pacific Grove, CA, Tel: (831) 646-3241, Christopher.Cook@amwater.com.

2

## Well Site 140 Aquifer Storage and Recovery Well

**Significance:** 2,500 gpm, 700 HP, 480V ASR Well, pressure reduction and flow control injection piping system, new site requiring access road, wall, power, and integration with City's SCADA system.

**Project Description:** This project added a direct injection and recovery well, Well Site 140, to the City's water distribution and supply system. Well Site 140 was designed, constructed, and outfitted in preparation for deep-well injection and recovery directly to/from the City's distribution system. It was designed to be operated remotely and is connected to the City's SCADA system. The project included hydrogeologic services including a site characterization study, well permitting, well drilling, bid document preparation, logging, water quality sampling, flow testing, and monitoring well design. In addition,



Valentine designed the well site, including preliminary site layouts, well pump and overall system hydraulic analysis, well pump design, recovery well discharge piping and appurtenances, injection piping with flow meter and control valve, well purging appurtenances, well to waste discharge holding tank and associated pumping system to sewer, well site support systems design, and site civil design. The injection piping with the flow meter and control valve was designed to reduce the incoming pressure to a pressure suitable for deep-well injection. The discharge holding tank and associated pumping system helped control the discharge to the sewer. Native plant inventory, landscaping design, and the aesthetic perimeter wall were designed for the site as well.

**Role:** Lead engineer, project management, well site design services, well equipping design, coordination of Maricopa County Environmental Services Department approval of construction, and construction administration services to include shop drawing reviews, information request management, construction progress meetings, record drawings, and construction observation.

**Project Owner:** City of Scottsdale

**Key Subconsultants:** Brian Downing and Dee Nichols, Electrical and Instrumentation Design, Delta Systems Engineering

**Construction Cost:** \$2M

**Construction Dates:** May 2008 through December 2009

**Project Owner:** City of Scottsdale

**Reference:** Maurice Tatlow, RG, 9379 E. San Salvador Drive, Scottsdale, AZ 85258, Tel: (480) 312-5628, mtatlow@scottsdaleaz.gov

### 3 Aquifer Storage and Recovery Well 300

**Significance:** Expansion of an existing water campus to include new ASR well, chemical feed building with gas chlorine, well to waste retention basin and new electrical and instrumentation.

**Project Description:** Valentine team performed design and permitting of a replacement well that will serve as the City's second ASR well. Valentine evaluated down hole flow control technology for injection rate control and the V-Smart valve was selected and designed for recharge flow control. The team also developed the ASR well head piping flow line, taking into account necessary backflow prevention required to protect the City's potable water system. The ASR well head piping flow line also allows the City to operate in the reverse siphon or down hole flow control method of injection. Valentine performed the design of the 400 gpm/200 HP well pump, well outfitting, site civil design, provisions for future arsenic treatment system, chlorine gas disinfection, sodium bisulfite feed system, and concrete pump-to-waste tank with controlled pump discharge to local sanitary sewer. Permitting with the County and the State was provided by Valentine for construction approvals and acquisition of the Underground Storage Facility (USF) permit.

**Role:** Lead engineer, conceptual and detailed design, cost estimating, permitting, project management, and subconsultant coordination

**Project Owner:** City of Phoenix

**Key Subconsultants:** Brian Downing and Dee Nichols, Electrical and Instrumentation Design, Delta Systems Engineering

**Construction Cost:** \$2.8M

**Construction Dates:** January 2012 to October 2012

### 4 City of Scottsdale Well Site ASR Modifications

**Significance:** Multiple well sites modified to ASR with associated mechanical, electrical and instrumentation improvements.

**Project Description:** This project involved modifications to four well sites - 38, 106, 108 and 115 - for the following main changes:

- 1) To operate as Aquifer Storage and Recovery Wells
- 2) To reroute the well site discharge into a dedicated transmission main that delivers the well water to centralized arsenic treatment facilities

To facilitate aquifer storage, an injection piping header was added and equipped with a flow control valve and flow meter. The purpose of the flow control valve was to reduce the incoming pressure from the distribution system to levels acceptable for direct injection, as well as regulate the flow. Discharge piping and appurtenances were modified to accommodate the new discharge location. In addition, small on-site reservoirs located at these sites were converted into waste tanks for well to waste water storage. A control valve, flow meter and associated piping was designed from the waste tanks to the sewer for controlled discharge to the sewer. As part of this project, Valentine studied alternative chemicals for system potable water dechlorination prior to direct injection; sodium bisulfite was selected as the preferred method. The modifications design included the provisions to add a sodium bisulfite feed system in the future, if required.

**Role:** Lead engineer, project management, well site modification design services, coordination with Maricopa County Environmental Services Department approval to construct.

**Project Owner:** City of Scottsdale

**Key Subconsultants:** Brian Downing and Dee Nichols, Electrical and Instrumentation Design, Delta Systems Engineering

**Construction Cost:** \$3.25M

**Construction Dates:** October 2005 through October 2006

**Project Owner:** City of Scottsdale

**Reference:** Ron Dolan, Retired – former Water Resources Engineer, (623) 256-7666.

5

## **Arlington Well & 48<sup>th</sup> Street Well TCE Treatment System**

**Significance:** Demonstrates continued familiarity and use of CALAM design standards and requirements.

**Project Description:** Valentine prepared the design package for the new Arlington Well & 48<sup>th</sup> Street Well TCE Treatment System. Valentine provided design of a GAC treatment system (four 12 foot diameter vessels) with a capacity of 2,000 gpm at the location of the existing Arlington Well to provide TCE treatment to Arlington Well & the 48<sup>th</sup> Street Well, located down the street from treatment system. Water quality data indicated levels of TCE present at both wells up to 17 ppb, exceeding the MCL and causing wells to be shut down until treatment can be added. The project also included the process/mechanical design of the interconnecting piping, backwash supply and waste piping, replacement of existing concrete well-to-waste sump, replacement of chlorine injection and sampling pipe, addition of a sodium hypochlorite storage tank, well pump sound enclosure, and upgrade of Arlington well pump motor to 200 HP, column pipe, bearings, headshaft and bowl assembly. Electrical design called for the addition of new motor starter panels and structural design included a 37-foot by 37-foot concrete pad to support new treatment system. Valentine led the CEQA/CU permitting efforts with City of Los Angeles, successfully approving project through Public Hearing. Valentine also assisted in amending NPDES permit for well-to-waste disposal and receiving encroachment clearance through LADWP for construction nearby City powerlines overhead of treatment system. Project is currently under construction.

**Role:** Prime engineer providing civil, mechanical and landscape system design, permitting, bid phase services, and construction administration.

**Project Owner:** California American Water

**Key Subconsultants:** Brian Downing and Dee Nichols, Electrical and Instrumentation Design, Delta Systems Engineering; Jack Koehler and Cliff Paul, Structural Design, PK Associates.

**Construction Cost:** \$2M

**Construction Dates:** In construction, completion estimated July 2019

**Reference:** Matthew Lasecki, PE, Project Manager, 8657 Grand Avenue, Rosemead, CA; (916) 275-4740, Matthew.Lasecki@amwater.com.



6

## City Well #14 Equipping Project (Mesa, AZ)

**Significance:** Demonstrates well head equipping for a 3500 gpm, 450 HP 4160 V Motor with VFD and sound enclosure, chlorination design, permitting and construction phase experience.

**Project Description:** The original well had deteriorated beyond repair and the site was demolished. A new well was drilled on site as a replacement well and the purpose of this project was to repurpose the well site for operation with the replacement well.

Valentine designed improvements to equip a new 3,500 gpm, 450 hp well pump with a variable frequency drive and sound enclosure, on site gas chlorination, on site retention and new electrical system. The well consists of a discharge flow line and a well to waste flow line. The well to waste flow line discharges to a new on site splitter box that can direct the flow to either an 18-inch SRP irrigation line or on site detention basin, depending on seasonal restrictions from SRP. Electrical upgrades included design of a new service entrance system (4160VAC), a new Motor Control Center with a variable frequency drive motor starter and a low voltage transformer to power low voltage equipment, design of a new Remote Terminal Unit panel with radio communications, chlorination system electrical and controls, site light, security, and heat trace. The site civil design included a front wall, an entrance road, a site gate, and site grading and yard piping.

**Role:** Project management, data collection and evaluation, design, construction administration, bid phase assistance, and permitting

**Project Owner:** City of Mesa

**Key Subconsultants:** Jack Koehler and Cliff Paul, Structural Design, PK Associates.

**Construction Cost:** \$2.5M

**Construction Dates:** October 2014 to April 2015

**Reference:** Gordon Hawes, PE., 20 E. Main Street, City of Mesa, AZ 85211, (480) 644-3380, Gordon.hawes@mesaaz.gov.



7

## Booster Pump Stations 36-3 and 36-5

**Significance:** New pump stations and new chlorination feed systems (36-3) in new buildings. Demonstrates project management and coordination with numerous subconsultants for survey, geotechnical, structural, architectural, HVAC/plumbing and E&IC design.

**Project Description:** Valentine designed the upgrades for Booster Pump Stations (BPS) 36-3 and 36-5 within the City of Scottsdale East Shea service area. The upgraded domestic service pumping systems included pumps, VFDs, piping, surge tanks, and ancillary equipment. Site piping improvements and modifications were completed to facilitate the new booster pump stations. The booster pumping equipment was installed and constructed in buildings with architectural features matching Scottsdale Design Review Board requirements. A chlorine feed system was included in BPS 36-3. Valentine coordinated and designed demolition and removal of the existing below grade pumping systems, the architectural/building design, electrical equipment and systems to accommodate new mechanical equipment, the instrumentation and control equipment, and landscaping/native plant inventory, all to meet City standards to accommodate new mechanical equipment operation. Valentine acquired Scottsdale Design Review Board Conditional Use Permit approval for the new pump station buildings as well as lead the County permitting process for construction approvals.

**Project Owner:** City of Scottsdale.

**Role of firm including services provided:** Project management, data collection and design verification, survey and easement coordination, geotechnical investigation, utility coordination, hydraulic analysis, detailed design, section 404 and native plant inventory, landscape and irrigation plans, permitting, quality control/quality assurance, and bid phase services.

**Key Subconsultants:** Brian Downing and Dee Nichols, Electrical and Instrumentation Design, Delta Systems Engineering; Jack Koehler and Cliff Paul, Structural Design, PK Associates.

**Construction Cost:** \$5M

**Construction Dates:** February 2015 to February 2016

**References:** Chris Hassert, (480) 312-5681, [chassert@scottsdaleaz.gov](mailto:chassert@scottsdaleaz.gov); Scott Anderson, (480) 312-5693, [scottanderson@scottsdaleaz.gov](mailto:scottanderson@scottsdaleaz.gov).



## Design – Build Project Examples

8

### CoreCivic Water and Wastewater Systems Upgrade and Expansion DB Contractor: Lydig Construction

**Significance:** Demonstrates DB experience within last 3 years, demonstrates water system design and construction phase services experience

**Project Description:** This project is located on the site of the CoreCivic Eloy Detention Center Complex in Eloy, Arizona. The project upgraded and expanded five of CoreCivic's on site water and wastewater systems:

1. The Eloy Detention Center Wastewater Treatment Plant (Eloy DC WWTP)

2. The Eloy Detention Center Water Campus (Eloy Water Campus)
3. The Red Rock Correctional Center Wastewater Treatment Plant (Red Rock CC WWTP)
4. The Red Rock Correctional Center Water Campus (Red Rock Water Campus)
5. Interconnecting forcemain between the Red Rock CC WWTP and the La Palma Lift Station

Valentine provided design services for the following modifications each water/wastewater system was:

- Eloy DC WWTP – Expansion of the existing WRF by providing (1) one additional wastewater treatment package plant, expansion to the existing disk filter system, expansion to the existing chlorine contact basin, chlorine feed system modifications, addition of one (1) recharge basin, yard piping and all other support systems.
- Eloy Water Campus – Drilling and equipping of a new well, new gas chlorination system, retention basin and stormwater control, yard piping and all other support systems.
- Red Rock CC WWTP - Addition of a new headworks consisting of a grinder, auger, parshall flume and flow splitting structure, a new sewage lift station along with new influent sewer line and diversion structure and all other support systems.
- Red Rock Water Campus - Addition of an iron and manganese well head treatment system, chlorine feed system modifications, dechlorination chemical feed system addition and all other support systems.
- Design of a 6-inch forcemain between the La Palma Lift Station and the new lift station at the Red Rock CC WWTP headworks is part of the Work.

**Project Owner:** CoreCivic.

**Role of firm including services provided:** Project management, data collection and design verification, survey and easement coordination, geotechnical investigation, utility coordination, hydraulic analysis, detailed design, permitting, quality control/quality assurance, and construction phase services.

**Key Subconsultants:** Brian Downing and Dee Nichols, Electrical and Instrumentation Design, Delta Systems Engineering; Jack Koehler and Cliff Paul, Structural Design, PK Associates.

**Construction Cost:** \$5M

**Construction Dates:** May 2015 to May 2016

**References:** Ken Avant, Director, Facilities Management, 10 Burton Hills Blvd, Nashville, TN. 37215

Tel: (615) 263-3033, ken.avant@corecivic.com

9

## Well 21 Arsenic Treatment Facility

**Design Build Contractor:** Garney Construction

**Significance:** Demonstrates design build experience. Also demonstrates well head treatment design, well chlorination design, backwash retention design for limited sewer capacity and a design that considers neighborhood and setback requirements.

**Project Description:** Valentine, Severn Trent and Garney Construction were selected as a Design-Build (DB) team to design and construct a 2 mgd arsenic treatment facility (manufactured by Severn Trent) for Well 21, located in an affluent neighborhood in the Town of Gilbert, AZ. A low profile system with a compressed footprint to meet setback and aesthetic requirements was designed. In addition, an equalization basin was provided to equalize backwash flows to meet sewer discharge requirements. Valentine prepared signed, sealed and County approved drawings within two months in order to facilitate the Town's schedule. Valentine also coordinated an interim approval to construct from Maricopa County to allow for portions of the construction to begin prior to final design completion. Conditional Use Permit acquisition assistance was provided as well as coordination of County Environmental Services Department Approval.



**Project Owner:** Town of Gilbert

**Role:** Lead design engineer and provided civil, process mechanical and structural design.

**Key Subconsultants:** Brian Downing and Dee Nichols, Electrical and Instrumentation Design.

**Construction Cost:** \$2M

**Construction Dates:** November 2006 to May 2007

**References:** Wayne O'Brien, Garney Construction, 7911 Shaffer Parkway Littleton, CO. 80127, (623) 298-6680, wobrien@garney.com





**Attachment A.**  
**Resumes**

## EDUCATION

Ph.D. in Civil Engineering,  
Arizona State University

Master of Science,  
Civil Engineering,  
Arizona State University

Bachelor of Science,  
Civil Engineering,  
University of North Dakota

## EXPERIENCE

16 years with Valentine  
Environmental  
Engineers, LLC

Carollo Engineers,  
(2000 – 2002)

Malcolm Pirnie,  
(1997 – 2000)

## PROFESSIONAL REGISTRATION

Arizona #32324  
Civil Engineer

California #83580  
Civil Engineer

Colorado #44065  
Civil Engineer

Hawaii #15301  
Professional Engineer

Nevada #22533  
Civil Engineer

Teresa has 25 years of experience in water and wastewater infrastructure design. Over the past 16 years, Teresa has played a major role in the implementation of Valentine's projects in the Southwest, including project/process engineering, sub consultant coordination, permit approvals, coordination with the Client, and project management/oversight. Teresa also supplements the design team with process knowledge related to water, reclaimed water, and wastewater processes. Teresa leads the wastewater industry in the application of innovative technologies that result in energy conservation, as well as, improved operations and maintenance.

## Water Infrastructure Experience

- Hilby (ASR) Pump Station, California American Water, Seaside, CA
- Begonia Iron Removal Plant 20% Modifications Project, California American Water, Monterey, CA
- Hidden Hills/Tierra Grande Pump Stations, California American Water, Monterey, CA
- High Meadows and Upper Rancho Fiesta Pump Stations, California American Water, Monterey, CA
- Ryan Ranch Bishop 8-Inch Waterline, California American Water, Monterey, CA
- Oak Knoll Pump Station, California American Water, Pasadena, CA
- Longden Well Treatment, California American Water, San Marino, CA
- Arlington Well Treatment, California American Water, Los Angeles, CA
- Los Posas Transmission Main and Booster Station, California American Water, Camarillo, CA
- Wildwood Hydro and White Stallion Pump Stations, California American Water, Thousand Oaks, CA
- Phoenix ASR Well 300, City of Phoenix, AZ
- Scottsdale Well Site Retrofit to ASR for Wells 38, 106, 108, and 115, City of Scottsdale, AZ
- CAP Water Treatment Plant Pump Station 55C & 55A/B Pump Additions; BPS 54 Upgrades, City of Scottsdale, AZ
- Paradise Valley Booster Pump Station Siting Study & Booster Pump Station 4J/5J and Interconnecting Waterline Design, AZ
- Red Rock Water Campus RO and Reservoir Additions, Corrections Corporation of America, Eloy, AZ
- Booster Pump Station 42B, City of Scottsdale, AZ
- Booster Pump Station 68, City of Scottsdale, AZ
- Booster Pump Station IWDS 45, City of Scottsdale, AZ
- Well 16-4, EPCOR Water, Bullhead City, AZ
- City Well 14, City of Mesa, Mesa, AZ
- Laredo Vista Well 2, Booster Pump Station and Reservoir, EPCOR Water, Bullhead City, AZ
- Booster Pump Stations 36-3 and 36-5, City of Scottsdale, Scottsdale, AZ
- Adelanto Detention Center Well Pump, Booster Pump Station, Reservoir and Chlorine Feed System San Bernardino County / HOK Architects, Adelanto, CA

## **Teresa A. Valentine, PhD, PE, BCEE, Managing Principal**

AZ Department of  
Environmental Quality  
Grade 2, Water Treatment  
Plant Operator, #58623

AZ Department of  
Environmental Quality  
Grade 3, Wastewater  
Treatment Plant  
Operation, #61086

BCEE Certification in  
Water Supply and  
Wastewater  
2013

- Well Site 140 Aquifer Storage and Recovery Well, City of Scottsdale, AZ
- Paradise Valley Country Club Booster Station Improvements, EPCOR Water, Paradise Valley, AZ
- Kingman State Prison Well Site, Hale Mills Corporation and (HMC) Management Training Corporation, Kingman, AZ
- Valley Vista Well No. 13, EPCOR Water, Bullhead City, AZ
- Chaparral Water Treatment Plant – Miscellaneous Modifications, City of Scottsdale
- Booster Pump Station 68 Upgrades, City of Scottsdale, AZ
- La Palma Water Campus Well, Booster Pump Station, Reservoir and Arsenic Treatment, Corrections Corporation of America, Eloy, AZ
- Booster Pump Station 5J-B3 Replacement Project, City of Phoenix, AZ

### **Water and Wastewater Infrastructure with the Right of Way**

- Hawes Road Sewer Line, Project No. 05-029-001, City of Mesa, AZ
- Beardsley Road Diversion Structure, City of Peoria, AZ
- Water and Sewer Infrastructure On-Call Engineering Services (2010 – 2014), City of Scottsdale, AZ
- Water and Sewer Infrastructure On-Call Engineering Services (2007 – 2010), City of Scottsdale, AZ
- East Maricopa Floodway Manhole Replacement, Town of Gilbert, AZ
- Zone 4J Waterline Replacement, City of Phoenix, AZ
- Carefree Estates Waterline Replacement, City of Scottsdale, AZ
- La Palma Lift Station 10-Inch and 15-Inch Sewer Main, Corrections Corporation of America, Eloy, AZ
- Downtown Tempe 24-Inch Waterline Replacement, City of Tempe, AZ
- Arsenic Treatment Associated Pipeline, City of Scottsdale, AZ
- District 3 Domestic Violence Shelter Sewer line and Waterline, Gila River Indian Community, Sacaton, AZ
- District 5 Nelson Road and I-10 Crossing, Gila River Indian Community, Sacaton, AZ
- Neely Water Reclamation Plant 8" Sludge Force Main & 8" Reclaimed Waterline, Town of Gilbert, AZ

## **EDUCATION**

Masters of Public Administration, University of Southern California, 2013

M.S. Environmental Engineering, Illinois Institute of Technology, 1994

Bachelor of Science, Civil Engineering, Arizona State University 1984

## **EXPERIENCE**

18 Years with Valentine Environmental Engineers, LLC

32 Years in the Industry

## **PROFESSIONAL REGISTRATIONS**

Arizona, #27280, Sanitary Engineer

Professional Engineer Qualified Environmental, 07960159

Construction Specifications Institute, Construction Documents Technologist, 1997

Mike's primary responsibilities as Principal and Detailed Design Engineer has centered around conceptual planning, preliminary and final design, and development of contract documents for water and wastewater pumping, distribution, storage, collection, treatment, and odor control projects. Mike has provided successful waterline, booster pump station, and reservoir projects in Arizona in which he has coordinated a myriad of project matters. Mike is experienced in coordination of multiple consultants to address the key issues that arise on many projects including easements/land ownership, 404, biological, cultural, hydraulic, materials of construction, constructability, landscaping, and City department approvals.

## **Water Infrastructure Experience**

- Hilby (ASR) Pump Station, California American Water, Seaside, CA
- Hidden Hills/Tierra Grande Pump Stations, California American Water, Monterey, CA
- High Meadows and Upper Rancho Fiesta Pump Stations, California American Water, Monterey, CA
- Ryan Ranch Bishop 8-Inch Waterline, California American Water, Monterey, CA
- Oak Knoll Pump Station, California American Water, Pasadena, CA
- Wildwood Hydro and White Stallion Pump Stations, California American Water, Thousand Oaks, CA
- Longden Well Treatment, California American Water, San Marino, CA
- Arlington Well Treatment, California American Water, Los Angeles, CA
- Phoenix ASR Well 300, City of Phoenix, AZ
- Scottsdale Well Site Retrofit to ASR for Wells 38, 106, 108, and 115, City of Scottsdale, AZ
- Booster Pump Station 5J-B3 Replacement Project, City of Phoenix, AZ
- CAP Water Treatment Plant Pump Station 55C & 55A/B Pump Additions; BPS 54 Upgrades, City of Scottsdale, AZ
- La Palma Water Campus Well, Booster Pump Station, Reservoir and Arsenic Treatment, Corrections Corporation of America, Eloy, AZ
- Booster Pump Station 68 Upgrades, City of Scottsdale, AZ
- City Well 14, City of Mesa, AZ
- Paradise Valley Booster Pump Station Siting Study & Booster Pump Station 4J/5J and Interconnecting Waterline Design, AZ
- Red Rock Water Campus RO and Reservoir Additions, Corrections Corporation of America, Eloy, AZ
- Booster Pump Station 42D/E, City of Scottsdale, AZ
- Booster Pump Station 42B, City of Scottsdale, AZ
- Booster Pump Station 68, City of Scottsdale, AZ
- Booster Pump Station IWDS 45, City of Scottsdale, AZ



## **Michael P. Valentine, PE, Senior Project Engineer**

- Well 16-4, EPCOR Water, Bullhead City, AZ
- Laredo Vista Well 2, Booster Pump Station and Reservoir, EPCOR Water, Bullhead City, AZ
- Booster Pump Stations 36-3 and 36-5, City of Scottsdale, AZ
- Adelanto Detention Center Well Pump, Booster Pump Station, Reservoir and Chlorine Feed System San Bernardino County / HOK Architects, Adelanto, CA
- Well Site 140 Aquifer Storage and Recovery Well, City of Scottsdale, AZ
- Paradise Valley Country Club Booster Station Improvements, EPCOR Water, Paradise Valley, AZ
- Kingman State Prison Well Site, Hale Mills Corporation and Management Training Corporation, Kingman, AZ
- Valley Vista Well No. 13, American Water, Bullhead City, AZ
- Chaparral Water Treatment Plant – Miscellaneous Modifications, City of Scottsdale, AZ

### **Water and Wastewater Infrastructure with the Right of Way**

- Hawes Road Sewer line, Project No. 05-029-001, City of Mesa, AZ
- Beardsley Road Diversion Structure, City of Peoria, AZ
- Water and Sewer Infrastructure On-Call Engineering Services (2010– 2014), City of Scottsdale, AZ
- Water and Sewer Infrastructure On-Call Engineering Services (2007 – 2010), City of Scottsdale, AZ
- East Maricopa Floodway Manhole Replacement, Town of Gilbert, AZ
- Zone 4J Waterline Replacement, City of Phoenix, AZ
- Carefree Estates Waterline Replacement, City of Scottsdale, AZ
- La Palma Lift Station 10-Inch and 15-Inch Sewer Main, Corrections Corporation of America, Eloy, AZ
- Downtown Tempe 24-Inch Waterline Replacement, City of Tempe, AZ
- Arsenic Treatment Associated Pipeline, City of Scottsdale, AZ
- District 3 Domestic Violence Shelter Sewer line and Waterline, Gila River Indian Community, Sacaton, AZ

## EDUCATION

Bachelor of Science,  
Civil Engineering,  
Arizona State University

Master of Science,  
Civil Engineering,  
Arizona State University

## EXPERIENCE

4.5 years with  
Valentine Environmental  
Engineers, LLC

4.5 Years in the  
Industry

## PROFESSIONAL REGISTRATION

Arizona E.I.T. #12164  
Civil Engineer

Samantha has over four years of experience as a key project engineer at Valentine and has gained significant practice in water infrastructure projects including pump stations, waterlines and well equipping projects. Samantha assists the team with sub consultant coordination, vendor coordination, engineering calculations, data collection and review, CAD drawing preparation, cost estimation, calculations, specification development, engineering and pilot studies, report development and construction administration. Samantha works well with Clients, sub consultants, vendors and contractors and is a valuable member of the Valentine team.

## Water Infrastructure Experience

- Hilby (ASR) Pump Station, California American Water, Seaside, CA
- Begonia Iron Removal Plant 20% Modifications Project, California American Water, Monterey, CA
- Hidden Hills/Tierra Grande Pump Stations, California American Water, Monterey, CA
- High Meadows and Upper Rancho Fiesta Pump Stations, California American Water, Monterey, CA
- Oak Knoll Pump Station, California American Water, Pasadena, CA
- Wildwood Hydro and White Stallion Pump Stations, California American Water, Thousand Oaks, CA
- Ryan Ranch Bishop 8-Inch Waterline, California American Water, Monterey, CA
- Nitrogen Effluent Limitation Evaluation at Indian Springs WWTP, Oak Hills WWTP and Spreckels WWTP, California American Water, Monterey, CA
- Spreckels WWTP Additional Flow Analysis, California American Water, Speckels, CA
- Tucson Field Office Disinfection Study, Central Arizona Project, Tucson, AZ
- Red Rock Correctional Center Water Campus Modifications, Corrections Corporation of America, Eloy, AZ
- Eloy Detention Center Water Campus Improvements, Corrections Corporation of America, Eloy, AZ
- Yarnell Water Analysis and Study, Yarnell Water Improvements Association, Yarnell, AZ
- 2018 Integrated Resource Plan, Great Basin Water Co., Pahrump, NV
- 2017 Integrated Resource Plan, Great Basin Water Co., Pahrump, NV
- Southeast Water Reclamation Plant Grit Removal, City of Mesa, AZ
- Beardsley Road WRF Odor Control Modifications, City of Peoria, AZ
- Jomax WRF, Odor Control Modifications, City of Peoria, AZ
- Rio Verde WWTP Equalization Basin Modifications, Rio Verde Utilities, Inc.
- Tempe Lift Stations Assessment, City of Tempe, AZ
- Alameda Lift Station Rehabilitation Design, City of Tempe, AZ

## Samantha Terrell, EIT, MS, Project Engineer

- Camelot Lift Station Design, City of Tempe, AZ
- Anthem WRP/WTP Effluent Disposal Study, EPCOR Water Arizona, Inc.
- Little Harquahala Pumping Plant Sewage Treatment Plant Conversion, Central Arizona Project, AZ
- Bar Screen Design, Superstition Mountains Community Facilities District No. 1, Apache Junction, AZ
- Aeration Blower Design, Superstition Mountains Community Facilities District No. 1, Apache Junction, AZ
- Tertiary Filter Design, Superstition Mountains Community Facilities District No. 1, Apache Junction, AZ
- Recharge Expansion Design, Superstition Mountains Community Facilities District No. 1, Apache Junction, AZ
- USDA-RD Grant Assistance & Engineering Reports, Yarnell Water Improvement Association, Yarnell, AZ
- Hawaii Kai WWTP Aeration Modifications, Hawaii American Water, Honolulu, HI
- Grey Water System Assistance Project, Corrections Corporation of America, Eloy, AZ
- Tohono 2 Lift Station Rehabilitation, City of Eloy, AZ
- Eloy WWTP Aeration Upgrades, City of Eloy, AZ
- Taylor WWTP Improvements, Town of Taylor, AZ
- UV and Peracetic Acid Pilot Study, Neotech, Inc., Global Water, Maricopa, AZ

### Wastewater Infrastructure Experience

- Hawaii Kai WWTP Solids Processing Modifications, Hawaii American Water, Honolulu, HI
- Hawaii Kai WWTP Aeration Modifications, Hawaii American Water, Honolulu, HI

### **EDUCATION**

Bachelor of Science,  
Chemical Engineering,  
Arizona State University

### **EXPERIENCE**

3 years with  
Valentine Environmental  
Engineers, LLC

3 years with Arizona Dairy Herd  
Improvement Association as  
Microbiological Laboratory  
Technician II

### **PROFESSIONAL REGISTRATION**

Arizona E.I.T. #12408  
Civil Engineer

Robert graduated Arizona State University in 2015 with a bachelor's degree in chemical engineering. He joined the Valentine team in 2015 with experience in laboratory analysis and project engineering. At Valentine he has integrated his skills in CAD drawing preparation and design, data collection and review, site as-building, microbiology, engineering studies, report development, cost evaluations and process design to assist on several water and wastewater projects.

### **Water Infrastructure Experience**

- Hilby (ASR) Pump Station, California American Water, Seaside, CA
- Begonia Iron Removal Plant 20% Modifications Project, California American Water, Monterey, CA
- Hidden Hills/Tierra Grande Pump Stations, California American Water, Monterey, CA
- High Meadows and Upper Rancho Fiesta Pump Stations, California American Water, Monterey, CA
- Ryan Ranch Bishop 8-Inch Waterline, California American Water, Monterey, CA
- Oak Knoll Pump Station, California American Water, Pasadena, CA
- Longden Well Treatment, California American Water, San Marino, CA
- Arlington Well Treatment, California American Water, Los Angeles, CA
- Los Posas Transmission Main and Booster Station, California American Water, Camarillo, CA
- Wildwood Hydro and White Stallion Pump Stations, California American Water, Thousand Oaks, CA
- Red Rock Water Campus Pre-treatment System Addition, Corrections Corporation of America, Eloy, AZ
- Sandario Pumping Plant Potable Water System Modifications, Central Arizona Project, AZ

### **Wastewater Infrastructure Experience**

- Red Rock Correctional Center WWTP Modifications, Corrections Corporation of America, Eloy, AZ
- Beardsley Road WRF Odor Control Modifications, City of Peoria, AZ
- Rio Verde Equalization Basin Modifications, Rio Verde Utilities, Rio Verde, AZ
- Little Harquahala Sewer Plant Conversion Study, Central Arizona Project
- Camelot Lift Station Design, Tempe, AZ
- Alameda Lift Station Design, Tempe, AZ
- Palo Verde WRF Retention Basin Modifications, Global Water Resources



## **Robert Parker, EIT, Project Engineer/CAD Oversight**

- Alameda Lift Station Rehabilitation Design, City of Tempe
- Hawaii Kai WWTP Solids Processing Modifications, Hawaii American Water, Honolulu, HI
- Hawaii Kai WWTP Aeration Modifications, Hawaii American Water, Honolulu, HI
- Recharge Expansion Design, Superstition Mountains Community Facilities District No. 1, Apache Junction, AZ
- District 5 WWTP Design Modifications, Gila River Indian Community, Sacaton, AZ
- Wastewater Treatment Plant Improvements, Town of Taylor, AZ

# CLIFFORD R. PAUL, P.E., C.E.

PRINCIPAL

Principal and Co-Founder of PK Associates, LLC, Mr. Paul has been performing analysis, design, project management, value engineering and structural system selection for more than 40 years. His key responsibilities will involve overall design review and project oversight from programming, design through construction.

## RELATED EXPERIENCE

### **CALAM ARLINGTON WELL** | Los Angeles, AZ

Design of the new concrete equipment pads and anchoring of a pressure vessel system. Tank systems approximately 80,000 lbs. each in series. Designed for seismic design forces.

### **CALAM BOOSTER PUMP STATION** | Monterey, CA

Design of booster pump station to house 4 booster pumps and a transformer.

### **EPCOR WATER PLANT 9** | Buckeye, AZ

Assessment and design of a new room for chlorine cylinder storage inside the existing building. Services included site visit to review existing conditions and design of a new CMU wall and footing inside the existing building, and a new man door in the existing exterior CMU wall.

### **EPCOR WATER PLANT 14** | Surprise, AZ

Assessment and design of a new room for chlorine cylinder storage inside the existing building. Services included site visit to review existing conditions and design of a new CMU wall and footing inside the existing building, and a new man door in the existing exterior CMU wall.

### **CITY OF MESA WELL NO. 14** | Mesa, AZ

Well pump base; Well pump discharge piping pad; Chlorine building pad with ramp; Service Entrance System pad; Well pump oiler pad.

### **EPCOR - LAREDO VISTA WELL SITE** | Mesa, AZ

Electrical equipment pad, well pump base, booster pump base, chloride shed equipment pad and eyewash pad.

### **PECK RESERVOIR PUMP STATION** | Huntington Beach, CA

Completion of structural drawings for 532 SF control and security building and 840 SF electrical building. New motor support platform and catwalks.



## YEARS WITH FIRM

26

## CONTACT INFO

7434 East McDonald Drive  
Scottsdale, Arizona 85250  
480-922-8854  
cpaul@pkastructural.com

## EDUCATION

B.S., Structural Engineering,  
University of Colorado, 1977

Regular Guest Lecturer for the  
ASU Del E. Webb School of Construction

Guest Instructor for University of Arizona

## PROFESSIONAL REGISTRATIONS

California C.E. # C50390  
Licensed Professional Engineer/  
Structural Engineer in 33 other states

## PROFESSIONAL AFFILIATIONS

American Concrete Institute  
American Inst. of Steel Construction  
Structural Engineers Association AZ  
ASU Council for Design Excellence  
ASU CREATE Founding Member  
Pre-Cast Concrete Institute





# Brian D. Downing, PE

Principal-In-Charge

Brian's technical career spans 38 years with 20 years as Founder and President of DeltaSE. Brian is now the Managing Director of the new Delta Systems, LLC, which is now part of NCS Engineers. While now doing business as Delta Systems Engineering, he is highly skilled in the design of process control systems, SCADA, telemetry, PLC based control systems, and motor control systems. Brian's expertise includes working as a senior instrument technician for the City of Glendale, where his focus was water and wastewater process control systems.

## RELEVANT EXPERIENCE

### **Calleguas Municipal Water District NFPA 70E Standard for Electrical Safety in the Workplace, Thousand Oaks, CA**

Brian served as Principal-in-Charge on the DeltaSE team performing electrical and hazard assessments and reviewing single line diagrams for approximately 150 sites. Additionally, the DeltaSE team performed arc flash analysis, provided hazard labeling, developed a safety manual, and provided safety training. This project helped the Calleguas MWD comply with NFPA 70E Standards, OSHA 1910 Subpart S, and OSHA 1926 Subpart K standards.

### **Twin Oaks Valley Water Treatment Plant, San Marcos, CA**

Brian served as Principal-In-Charge on the Twin Oaks Valley (TOV) Water Treatment Plant which is a Design/Build/Operate project, north of the City of San Marcos, California, in San Diego County. It is one of the largest membrane filtration plants in the world, providing up to 100 million gallons per day of treated water. The plant is run on Wonderware Industrial Application Server (IAS), with Wonderware InTouch providing the operator interface. There were four separate control systems at start-up; one each for: a) membrane filtration; b) ozone generation; c) hypochlorite generation; and d) chemical feed, contactors, and solids handling. DeltaSE programmed the control system for the chemical feed, contactors, and solids handling, while each of the other three autonomous systems were programmed by their individual equipment vendors.

### **Eden Gardens Sewer Pump Station, Encinitas, CA**

Brian was Principal-in-Charge on this project in which DeltaSE provided PLC and SCADA HMI programming services as well as assisted the electrical contractor during startup testing of the control system for the project site. In addition, our team installed a network link identical to the City's system at Moonlight Beach PS to allow operators at SEJPA WRF to view the Wonderware app at the Eden Gardens PS.

**San Diego Water Authority (SDCWA), SCADA System On-Call Service Support, San Diego, CA** Brian currently serves as Principal-in-Charge on the DeltaSE team providing continued support to the SDCWA

#### **EDUCATION:**

BS, Electrical Engineering,  
Arizona State University

#### **REGISTRATIONS:**

Professional Engineer  
California #17607

Professional Engineer Arizona  
#31724

Professional Engineer  
Nevada #13999

Professional Engineer  
Colorado #42844

#### **YEARS OF EXPERIENCE:**

20 years with Delta Systems  
Engineering

38 years in the Industry

5 years US Air Force

#### **AFFILIATIONS:**

IEEE - Institute of Electrical &  
Electronics Engineers  
#870618

NSPE - National Society of  
Professional Engineers  
#104005629

BOMA San Diego

**Brian D. Downing** PE  
Principal-In-Charge

through an annual service agreement as well as various integration and design projects throughout the County. Support includes backups of historical data, HMI software and PLC programs; network performance monitoring, upgrades, monthly reports (as needed), and ACS System Enhancements. The DeltaSE team is responsible for Allen Bradley ControlLogix PLC programming using RSLogix 5000 and Wonderware Archestra HMI design and programming. DeltaSE also performs startup testing and commissioning of PLCs, marking up wiring diagrams (CAD), and developing the design standards for the PLCs and HMI. DeltaSE has also integrated water quality information from various remote sites into the SCADA system. Additional SDCWA projects include:

- SDCWA SCADA System Maintenance Services (On-Call)
- San Vicente Dam Raise DCS Integration
- SDCWA SCADA Disaster Recovery Design and Implementation
- SDCWA Controls and Electrical Design Services
- Olivenhain Sewer Pump Station Improvements
- Lake Hodges Hydroelectric Pump Station SCADA

**Port of Long Beach Pump Station SCADA Design-Build, Long Beach, CA** Brian's role on this project was to serve as the Principal-in-Charge. The Port of Long Beach needed to develop a master plan and design standards to be used for upgrading over 60 pump stations. As a key member of the design-build team, DeltaSE worked closely with the Port stakeholders to identify their needs for the future pump station SCADA system upgrades and successfully implemented the design at four key pump stations. The first four pump stations are equipped with reliable and scalable SCADA technology, and are monitored and controlled by Port staff at the Maintenance and Operations Center. The new SCADA system reduces labor and maintenance costs now that the pump stations can be remotely monitored and controlled.

**St. Andrews Sewer Pump Station, Poway, CA**

Brian was Principal-in-Charge on the DeltaSE team that designed the electrical, instrumentation, and control systems for City of Poway St Andrews Sewer Pump Station project. The electrical design included new 480-volt, 4 wire electrical service from SDG&E; new electrical service pedestal provisions for portable emergency generator connection; new Motor Control Center located above ground; new Remote Terminal Unit (RTU) enclosure, housing an Allen-Bradley SLC 503 PLC; as well as all building and site lighting and receptacles; and a remote control system to interface with the City's existing SCADA system.

---





# Delbert (Dee) Nichols III E.I.T.

## Design Support



Dee joined DeltaSE in 2003, and has over 20 years of experience with electrical and control system design and project management. He also has more than three years of programming and software development experience, along with over four years of extensive electrical and control system troubleshooting experience. A graduate of Northern Arizona University, he earned a Bachelor of Science degree in Electrical Engineering Technology. His vast project experience is a tremendous asset to our clients, and ranges from development of initial conceptual and detailed designs to installation, troubleshooting, energy studies, and system commissioning. His design and project management experience ranges from stand-alone packaged treatment systems and water production facilities to multi-site SCADA and networked video surveillance systems.

### EDUCATION:

BS, Electrical Engineering  
Technology, Northern Arizona  
University

### REGISTRATIONS:

Engineer in Training (E.I.T.)

### YEARS OF EXPERIENCE:

12 years with Delta Systems  
Engineering, Inc.

16 years in the Industry

## RELEVANT EXPERIENCE

**Gainey Ranch Water Reclamation Facility Aeration System Modification, Scottsdale, AZ** Dee served as the Project Manager for the development of the electrical and instrumentation design for the retrofit of the jet aeration system at the Gainey Ranch WRF. This project consisted of replacement of manual valves with motor operated valves on four aeration basin air supply lines, installation of motor actuators on seven gates, and installation of dissolved oxygen analyzers on four aeration basins. Also included was the installation of Total Suspended Solids (TSS) meters in a RAS line and in an anoxic zone of the aeration basin, assistance with development of control strategy for aeration system and SRT control, demo of three jet aeration pumps and a small blower, and installation of small air compressor to be utilized for cleaning.

**Baldwin Park Pumping Plant Retrofit/Upgrade, Baldwin Park, CA** Dee served as Project Manager for the development of the EI&C design for the Baldwin Park Pumping Plant Retrofit/Upgrade project. The design specifically covered the following: Retrofit of (3) well pumps and associated buildings, level monitoring upgrades for existing reservoir, new Booster pump station, Ion exchange based well waste treatment system, Bag filter based treatment system for production water, Ion exchange based treatment system for production water, upgrades to existing Chlorination system, new Ammonia treatment system, design of a new site RTU/PLC cabinet, and design of a plant video surveillance system.

**City of Scottsdale Booster Pump Stations 36-3 and 36-5 Replacement & Upgrades, Scottsdale, AZ** Dee served as Project Manager on this project in which a total of three existing City of Scottsdale pump stations were replaced/upgraded at two separate sites (one pump station at Site 36-3 and two pump stations at Site 36-5). The design included new electrical services at each site, pump starter design, design of hydro-pneumatic system and air compressor system control panels, power, lighting and grounding design for new pump station/electrical buildings, PLC/RTU system design/upgrades, standby power system, video surveillance and security system provisions, and extensive construction sequencing to ensure minimal impact to site operations.

**Adelanto Detention Center Water Production and Treatment Facility, Adelanto, CA** Dee served as Project Manager for the development of the EI&C design for the Adelanto Detention Center Water Production and Treatment Facility project. The design specifically covered the following: Water production well, pre-filtration system, RO treatment system, Calcite filtration system, Chlorination system, Booster pump station, standby power system and design of system master RTU/PLC cabinet.

**City of Compton Tank Farm Booster Pump Station, Compton, CA** Dee was the Project Manager on this project that included the development of the electrical design and specifications for the new City of Compton Tank Farm Booster Pump Station. The design specifically covered power distribution system, lighting, and grounding design for the site. The power distribution system included a feed to the new pump station and a feed to the existing Fire Department Communications Building. The power distribution system included a standby diesel generator and associated ATS. The design included schematic design for Booster pump starters and new RTU panel including coordination with owner's SCADA integrator. The project also included construction services consisting of reviewing submittals, responding to contractor's RFIs, preparing record drawings, and supporting construction management efforts.

**City of Scottsdale Site 71 Well and 42B Pump Station Replacement / Upgrades, Scottsdale, AZ** Dee served as Project Manager on this project in which the existing City of Scottsdale Site 42B pump station was upgraded/replaced. The project consisted of developing the power, lighting, and grounding design for a new electrical building/pump station; consolidation of two existing utility services into one new larger service; pump station control system design; extensive utility coordination and construction sequencing to ensure minimal impact to site operations; video surveillance and security system provisions; design of two new site RTU cabinets (one associated with pump station monitoring and control, one associated with site water fill station); re-purposing existing electrical building; design of hydro-pneumatic system and air compressor system control panels; and re-utilization of existing site standby power system.

**City of Monterey Park Wells 5 & 6 Treatment System Upgrades, Monterey Park, CA** Dee served as Project Manager for the development of the EI&C design for the City of Monterey Park Wells 5 & 6 Treatment System Upgrades project. The design specifically covered the following: new electrical service from SCE, upgrade of existing well pump starters, retrofit of existing LGAC treatment system, new LGAC system for well waste water treatment, new booster station, and new on-site sodium hypochlorite generation system.

# HENRY RUHNKE



## Principal

Henry Ruhnke is a registered architect and a principal of Wald, Ruhnke & Dost Architects, LLP. Henry has been the principal partner for WRD Architects since 1990 and has overseen the design and development of hundreds of architectural projects in concert with the talented WRD staff.

For more than 25 years, Henry has directed projects through local jurisdictions. Over his career, he has successfully obtained discretionary approvals for dozens of new buildings and other important community landmarks throughout the region. His seven-year tenure as a City of Monterey Planning Commissioner and his five-year tenure as a member of the Monterey Architectural Review Committee give Henry an inside understanding of the process and requirements to shepherd projects through local and regional review processes.

Henry has been an active member of the Monterey community for many years. He is a 1992 graduate of Leadership Monterey Peninsula, and is active with the Monterey Rotary, Monterey County Hospitality Association, and Monterey Commercial Property Owners Association.

<b>LICENSE</b>	Licensed Architect, State of California, #C21266
<b>EDUCATION</b>	California Polytechnic State University, MA Architecture

## Relevant Experience

- Fitch Park ASR Sites: Preliminary Design Massing Study and coordination of acoustical impact analysis
- Santa Margarita ASR Site Expansion Chlorination Building Preliminary Design coordination with Cal Am, City of Seaside, Fort Ord Reuse Authority and Monterey Peninsula Water Management District
- Live Oak Town Center, Santa Cruz County
- Abbott Street Mixed-use, Salinas
- Lighthouse Mixed-use, Monterey
- Monterey Senior Housing, Monterey
- Downtown Monterey Revitalization Plan
- Monterey County Housing Association, Tynan Village Affordable Housing, Salinas
- County of Monterey Health Department Headquarters, Salinas
- County of Monterey Government Center, Salinas

# LOU BARTLETT



## Project Manager

Lou Bartlett is an experienced architect with more than 30 years of design experience.

Starting under the tutelage of his father in the noted Southern California firm Bartlett Associates where he cut his teeth in the design of more than 100 projects, he transitioned to educational work in the early '90s at Carmichael Kemp Architects.

After moving to Monterey in 2002, Lou has been a lead design professional at Kasavan Architects and NTD Architecture overseeing large local K-12 and Community College school building programs.

He joined Wald, Ruhnke & Dost Architects in 2014 as one of the top education architects serving the Monterey Bay region with a strong, well-rounded portfolio that includes commercial, religious and public works projects.

Lou provides day-to-day project management and is responsible for project schedule, deliverables, and coordination of project resources.

<b>LICENSE</b>	Licensed Architect, State of California, #C32033
<b>EDUCATION</b>	External Architectural Program, California Polytechnic State University, Pomona

## Relevant Experience

- Fitch Park ASR Sites: Preliminary Design Massing Study and coordination of acoustical impact analysis
- Santa Margarita ASR Site Expansion Chlorination Building Preliminary Design coordination with Cal Am, City of Seaside, Fort Ord Reuse Authority and Monterey Peninsula Water Management District
- Monterey Bay Air Resources District tenant improvement, Monterey
- Monterey Regional Airport Sound proof board room, Monterey
- Middlebury Institute of International Studies at Monterey, student center renovations, Monterey
- Monterey Senior Housing, Monterey
- Enza Zaden addition, Salinas



# William M. Estes, P.E.

## *Principal*

### Summary of Qualifications

Over 34 years experience as a Mechanical Engineer, 31 years with **AXIOM ENGINEERS<sup>SM</sup>**. Extensive experience in process systems, HVAC design, energy computer simulations and analysis, plumbing, process piping, fire protection, refrigeration, water conservation, mechanical systems design, engineering economics, and project management in commercial, institutional and industrial facilities. Key strengths: in-depth knowledge of engineering fundamentals, organization, construction practices, and communication & coordination with all disciplines throughout design and construction. As Manager of projects, selects project technical approach, coordinates system configurations, and coordinates with clients and engineering staff. Reviews drawings for applicability to the requirements for the clients, and provides input in design through construction.

### Certifications

Registered Mechanical Engineer California, M24908	1987
Registered Professional Engineer, Colorado, 47827	2013

### Experience

AXIOM ENGINEERS <sup>SM</sup> , Department Manager	2000 - present
AXIOM ENGINEERS <sup>SM</sup> , Senior Mechanical Engineer	1991 - 1999
Lee & Associates, Mechanical Engineer	1985 - 1991
Sandia National Laboratories, Facilities Engineer	1982 - 1985

### Education

University of New Mexico Graduate Studies, Albuquerque, New Mexico	1982 - 1984
B.S., Environmental Engineering, California Polytechnic State University, San Luis Obispo	
Concentration on Heating, Ventilation and Air Conditioning	1977 - 1981

As **Manager** of the mechanical systems, oversees numerous projects, coordinates system configurations, and coordinates with clients and engineering staff.

**Reviews** drawings for applicability to the requirements of the clients and provides input in design and through construction.

Significant **overview** of office building design, municipal project design, and recreational buildings.

### Selected Achievements

**Municipal Projects:** Numerous County of Monterey projects including a new Health Department building, Sheriff's Department Building, Detention Facility projects as well as offices for County departments and various City agencies. Recent projects in the City of Monterey include City Natatorium as well as Federal Government facilities managed and operated by the City of Monterey at the Defense Language Institute.

## **JAMES D. BARATH, Ph.D., INCE**

Acoustician, Acoustical Engineer  
Principal, Sonics ESD

### **EDUCATION**

Wayne State University, B.S. Electrical Engineering (1969)

Trenton State College, MBA (1974)

Post Graduate Studies, MS Laser Physics, University of California at Irvine (1982)

Ph.D. Program, Architectural and Physical Acoustics, University of Colorado at Boulder (1986), dissertation defended and degree awarded 2004.

Associate Professor, US Navy Post Graduate School (NPS), Monterey, California, 1984-1986. Current staff Professor, School of Engineering.

### **AVIATION EXPERIENCE**

Lockheed C-140 and C141A Pilot, Capt. USAF; Civil - Commercial, Multi and Instrument Ratings.

### **PROFESSIONAL REGISTRATION & LICENSES**

Professional Registration, INCE, Institute of Noise Control Engineering, Board Certified, 1987 #1827

Federal Communications Commission (FCC) General License with Radar Endorsement, 1969, P16855

Professional Engineer, Michigan, #E13112

### **SECURITY CLEARANCE**

Department of Defense, Top Secret Crypto, Currently In-active.

### **PROFESSIONAL SOCIETIES**

Acoustical Society of America (ASA)

Audio Engineering Society (AES)

National Council of Acoustical Consultants (NCAC)

Giant Screen Cinema Association (GSCA)

Society of Motion Picture and Television Engineers (SMPTE)

### **PATENTS**

1981, Transcutaneous Vasectomy probe, Patent #4,269,174

1983, Frame Transfer Image Sensor for medical use, U.S. and Foreign patents pending.

1984, Laser Endo-Scope, Patent #4,589,404

## **PROFESSIONAL EXPERIENCE**

Mr. Barath's primary responsibilities include all aspects of design in architectural and engineering acoustics, noise and vibration control, communications and presentation systems design. Mr. Barath has been involved in the design of airports and military complexes, arenas and sports facilities, educational and training facilities, government facilities, nuclear facilities, manufacturing and industrial plants, motion picture theaters, performing arts facilities, presentation spaces, audio/visual complexes, television, radio and recording studios and worship spaces. Mr. Barath has 30 years experience with Sonics ESD and other firms.

Mr. Barath's extensive experience with large-scale domestic and international projects in programming, design, specifications, and construction supervision is coupled with acoustical engineering expertise to produce practical, efficient, cost-effective solutions.

Equally qualified in the area of noise and vibration control Mr. Barath's responsibilities include the design of noise reduction and mitigation techniques for over 600 major projects. Recent "leading edge" industrial projects include noise reduction using active noise control systems employing adaptive digital signal processing.

Experienced in providing services and administrating federal projects, Mr. Barath's recent projects include work for the U. S. Department of Energy, U. S. Department of Defense, U.S. Fish and Wildlife Service, and the Department of Agriculture.

## **TYPICAL PROJECTS INCLUDE**

- **Imax<sup>®</sup>, Imax Dome<sup>®</sup>, Solido<sup>®</sup> Imax<sup>®</sup> HD/3D Theaters & Iwerks 1570 Theaters**  
Mr. Barath has been involved with the design, development and refinement of over 130 IMAX and Omnimax large format theatres since 1981. Mr. Barath is active in the Giant Screen Cinema Association (GSCA), the organization supportive of the large format industry.
- **Disney Wilderness Lodge, Walt Disney World, Orlando, Florida**  
Responsibilities included Room Acoustics, Sound Isolation, Noise mitigation and Noise & Vibration control for 700-room resort fashioned after famous National Park Lodges of the Northwest. Project included Noise and Vibration control of special systems for water features and environmental noise concerns.
- **Patuxent National Wildlife Visitors Center, Laurel, Maryland**  
Acoustician, 35/70mm and Imax Theater and Presentation System designer for a 40,000 square foot National Visitors Center for the U.S. Fish and Wildlife Research Center in the Washington DC area. Responsibilities included exhibit area room

acoustics and noise control, facility mechanical system noise & vibration control, theater and multi-media presentation space design. Electronic, 35/70 cinema, multi-media, video, reinforcement and facility paging systems design.

- **Minnesota Valley National Wildlife Refuge Visitors Center, Bloomington, Minnesota**  
Presentation systems designer for a recently opened U.S. Fish and Wildlife visitor's center in Minneapolis, Minnesota. Responsibilities include design of audio/visual, reinforcement and video systems for a 150-seat auditorium and facility wide general and emergency paging. These systems are designed to maximize the effectiveness of an interactive exhibit area.
- **City of Los Angeles Teleproduction Center, Los Angeles, California**  
Systems designer for government access origination facility for input to the City cable franchisee, including production studios, editing suites, teleconferencing facilities, staff and technical support facilities, and a multi-channel air release switching center.
- **IBM Corporation, Boulder, Colorado**  
Evaluation of plant State and Local Community Noise Compliance, design of noise mitigation and control measures for large-scale mechanical systems. Program to establish standards and reduction measures for control of the annoyance and dependant factors of noise generated in computer equipment rooms. These issues dealt with the human psychological response to equipment specific noise.
- **Changi International Airport, Republic of Singapore**  
Developed a program of intelligibility analysis and prediction for the voice facility announce system. Developed a Community Noise testing infrastructure and compliance program for aircraft noise control for the government of Singapore.

#### **PREVIOUS WORK EXPERIENCE:**

- **SONICS ESD, Monterey, California & Denver, Colorado**  
President and Principal of a Denver based acoustical engineering firm. Sonics ESD became a division of Barath Acoustics, Inc. in January of 2001 after a repurchase of assets from the IMAX Corporation. Barath Acoustics, Inc. is a Colorado Corporation formed in 1976.
- **OMNIVEST TECHNOLOGIES, Denver, Colorado**  
President of a Denver based acoustical engineering firm formed in 1996. Omnivest Technologies provided acoustical engineering design services worldwide until its merge with Sonics Associates Inc. in May 1998.



- **MERRICK & COMPANY, Denver, Colorado**  
Principal and Director of Acoustical Engineering of a 500+ person Engineering and Architecture firm. Mr. Barath was responsible for the management and design direction of the Acoustics, Theatre Design and Presentation Technology Group at Merrick & Company until June of 1996. During his tenure, The Acoustics Group completed projects in 19 countries.
- **SMITH, FAUSE & BARATH, INC. (SFBI), Denver, Los Angeles & San Francisco**  
Principal and owner of a nationally recognized engineering firm specializing in Acoustics and Presentation Technologies. Mr. Barath was responsible for the management and design direction of the firm until the consolidation with Merrick & Company in June of 1991. During its tenure, SFBI completed over 600 projects domestically and internationally.
- **BARATH ACOUSTICS, INC., Denver, Colorado**  
Founder and president of a Denver based acoustical engineering firm in 1976. Mr. Barath was responsible for the design and implementation of over 200 projects for commerce, industry and government. The company grew into the establishment of Smith, Fause & Barath in 1987.
- **MEDICAL DYNAMICS, INC., Englewood, Colorado**  
Medical Dynamics, is a publicly owned and traded manufacturer of high-tech medical imaging products. As Vice President of Engineering Mr. Barath was responsible for corporate management of over 200 employees. Responsibilities included the research and development efforts, engineering and manufacturing of invasive electronic and laser medical products. Mr. Barath holds several patents in the area of optics and medical electronic devices.

# Darrel Varni

Electric Systems, SCADA Commissioning Lead

Mr. Varni is Responsible for the construction operations of multiple domestic projects. Primary responsibilities are to ensure project goal and growth objectives and maintain safe, efficient, cost-effective and timely completion of construction operations consistent with quality standards. Develop and maintain relationships with past, current and prospective clients and contractors. Administer and oversee the activities of the project management and field construction staff. Prioritize, schedule and delegate projects as required. Ensure that activities are properly coordinated to achieve corporate objectives in an efficient and effective manner. Manage, hire, train, discipline and provide support to project managers.

Responsible for overseeing the complete construction of various construction projects, such as Water and waste water motor controls, commercial, industrial and underground construction, Parking Lot Lighting, Street Lighting, Traffic Signals, Joint Trenching, Power Pole Installation, Antenna Installation, Commercial Electrical Projects.

. Responsibilities including but not limited to the construction, scheduling, estimating, and ordering of material for projects including SCADA. . Duties also include reviewing drawings, working with owners, contractors to ensure all components within the project are understood and the integration into the systems are compatible.

For this Cal American Water project, Darrel Varni will be in charge of the SCADA and Electrical Systems along with the Commissioning process. During the last 21 years, Darrel Varni has worked with California water/wastewater facilities, desalination facilities and related infrastructure and providing the comprehensive SCADA piece for the various projects he has completed. He is very familiar with these projects within the Monterey Bay Peninsula as the primary location of the bulk of his projects.

Office Location | Phone: Watsonville, CA 95076 | 831.761.2288

Years of Experience: 30 years in the industry | 21 years with Darrel Varni Electric, Inc.

Education: Aptos High School, 1988

Professional Experience:

- Strategic SCADA Systems Planning
- Minimize safety issues
- Quality Control Management
- Commissioning Reviews
- Project Resource Management
- Schedule and critical path
- Project Resource Management
- Electrical Engineering Expertise

Relevant Experience:

## **SMS ASR 3-4 Electrical Installation in Marina, CA \$225000.00**

Description: This project consisted of installing all the underground, conduit and wire for 2 new 600hp wells. DVE provided and installed all the instrumentation at each well site. DVE installed the owner furnished 2000amp main switchboard and 2- 600HP VFD's. DVE provide all startup and testing as well as the SCADA integration to Cal Am.

**Slant Test Well for Cal Am Water \$540000.00**

Description: This project consisted of installing a new 400amp meter panel and trenching approximately 2100' to the new well location. Installing new test and analyzing equipment, hooking up pressure transducers and flow meters. Providing final hookup to the well. DVE provide all startup and testing as well as the SCADA integration to Cal Am.

**ASR 1-2 Electrical and Instrumentation in Seaside, CA \$275000.00**

Description: This project consisted of installing all the underground, conduit and wire for 2 new 600hp wells. DVE provided and installed all the instrumentation at each well site. DVE installed the owner furnished 2000amp main switchboard and 2- 600HP VFD's.

DVE provide all startup and testing as well as the SCADA integration to Cal Am.

**Hilby ASR Pump Station Seaside, CA \$474300.00**

Description: This project consisted of installing all the underground, conduit and wire for a premanufactured building. DVE also provide the Short Circuit and ARC Flash Studies as per CalAM and the Acceptance NETA tests. DVE provided and installed the new 1200amp MSB and PLC Control Panel. All programming was done by DVE and Tesco Controls. DVE provide all startup and testing as well as the SCADA integration to Cal Am.

**Las Cumbres Slow Sand Filter in Los Gatos, CA \$480000.00**

Description: This project consists of installing a new MCC, all underground conduit and wire. Providing connections to 3 new wells and 5 new booster pumps. Providing all connections to new flow meters and numerous pressure transducers. Installing new ultra sonic level transducers in new tanks.