





EXHIBIT 26-A

Monterey Peninsula Water Management District
Water Supply Status
June 1, 2015

Factor	Water Year 2015 Oct - May 15	Average To Date	Percent of Average	Water Year 2014 Oct - May 14
 Rainfall (Inches)	15.90	20.85	76%	10.42
 Runoff (Acre-Feet)	21,244	65,367	32%	6,899
 Storage (Acre-Feet)	28,670	31,570	91%	28,290
 Steelhead (Adults) (Juveniles)	7	398 ---	1.8% ---	0 --

Notes:

1. Rainfall and runoff estimates are based on measurements at San Clemente Dam. Annual rainfall and runoff at San Clemente Dam average 21.3 inches and 68,400 acre-feet, respectively. Annual values are based on the water year that runs from October 1 to September 30 of the following calendar year. The rainfall and runoff averages at the San Clemente Dam site are based on records for the 1922-2014 and 1902-2014 periods, respectively.
2. The rainfall and runoff totals are based on measurements through **May 2015**.
3. Storage estimates refer to usable storage in the Monterey Peninsula Water Resources System (MPWRS) that includes surface water in Los Padres and San Clemente Reservoirs and ground water in the Carmel Valley Alluvial Aquifer and in the Coastal Subareas of the Seaside Groundwater Basin. The storage averages are end-of-month values and are based on records for the 1989-2014 period. The storage estimates are end-of-month values for **May 2015**.
4. The maximum usable storage capacity for the MPWRS at this time, with the flashboard in at Los Padres Dam and no capacity at San Clemente Dam, is 37,639 acre-feet.
5. The adult steelhead count refers to the number of sea-run adults (> 15 inches) that have migrated up the fish ladder at San Clemente Dam in Water Year 2015. The juvenile count refers to the number of juveniles that were rescued by District staff from drying reaches of the Carmel River and its tributaries in Water Year 2015. The adult count average is based on records for the 1994-2014 period.