





EXHIBIT 24-A

<p align="center">Monterey Peninsula Water Management District Water Supply Status October 1, 2015</p>					
	Factor	Water Year 2015	Average To Date	Percent of Average	Water Year 2014
	Rainfall (Inches)	16.04	21.18	76%	10.61
	Runoff (Acre-Feet)	22,209	67,842	33%	6,970
	Storage (Acre-Feet)	24,570	28,080	87%	25,390
	Steelhead (Adults) (Juveniles)	7	402 ---	1.7% ---	0 --

Notes:

1. Rainfall and runoff estimates are based on measurements at San Clemente Dam. Annual rainfall and runoff at San Clemente Dam average 21.3 inches and 68,400 acre-feet, respectively. Annual values are based on the water year that runs from October 1 to September 30 of the following calendar year. The rainfall and runoff averages at the San Clemente Dam site are based on records for the 1922-2014 and 1902-2014 periods, respectively.
2. The rainfall and runoff totals are based on measurements through **September 2015**.
3. Storage estimates refer to usable storage in the Monterey Peninsula Water Resources System (MPWRS) that includes surface water in Los Padres and San Clemente Reservoirs and ground water in the Carmel Valley Alluvial Aquifer and in the Coastal Subareas of the Seaside Groundwater Basin. The storage averages are end-of-month values and are based on records for the 1989-2014 period. The storage estimates are end-of-month values for **September 2015**.
4. The maximum usable storage capacity for the MPWRS at this time, with the flashboard in at Los Padres Dam and no capacity at San Clemente Dam, is 37,639 acre-feet.
5. The adult steelhead count refers to the number of sea-run adults (> 15 inches) that have migrated up the fish ladder at San Clemente Dam in Water Year 2015. The juvenile count refers to the number of juveniles that were rescued by District staff from drying reaches of the Carmel River and its tributaries in Water Year 2015. The adult count average is based on records for the 1994-2014 period.