



Fiscal Year 2018-2019 Budget

May 21, 2018

EXHIBIT 18-B



2018-2019 BUDGET

TABLE OF CONTENTS

RESOLUTION..... 1

TRANSMITTAL LETTER 3

DISTRICT MISSION AND VISION STATEMENTS 6

EXPENDITURES:

 EXPENDITURE SUMMARY CHART 7

 EXPENDITURES COMPARISON BY YEAR 8

 EXPENDITURES BY OPERATING FUND 9

 LABOR ALLOCATION BY OPERATING FUNDS 10

 EXPENDITURES BY DIVISION 11

 PROJECT EXPENDITURES 12

 CAPITAL IMPROVEMENT PLAN..... 16

 CAPITAL ASSET PURCHASES 17

 CAPITAL ASSET REPLACEMENT/REPAIR SCHEDULE..... 18

EXHIBIT 18-B

REVENUES:

REVENUES SUMMARY CHART..... 19

REVENUES COMPARISON BY YEAR 20

REVENUES BY OPERATING FUND 21

REIMBURSABLE AMOUNTS AND GRANTS 22

ANALYSIS OF RESERVES 23

ORGANIZATION CHART 24

DIVISIONAL BUDGET:

GENERAL MANAGER’S OFFICE 25

ADMINISTRATIVE SERVICES..... 27

PLANNING & ENGINEERING 29

WATER DEMAND 31

WATER RESOURCES 33

BUDGET CALENDAR 35

GLOSSARY 36



RESOLUTION NO. 2018-XX

**A RESOLUTION OF THE BOARD OF DIRECTORS OF THE
MONTEREY PENINSULA WATER MANAGEMENT DISTRICT
ADOPTING THE BUDGET FOR FISCAL YEAR 2018-2019**

WHEREAS, the General Manager has proposed a budget for Fiscal Year 2018-2019, a copy of which is on file at the District's office.

WHEREAS, the Board of Directors has examined, and deliberated on, the budget during meetings held on May 21, 2018 and June 18, 2018.

NOW, THEREFORE BE IT RESOLVED by the Board of Directors of the Monterey Peninsula as follows:

1. That the said budget as approved at the June 18, 2018 Board of Directors Meeting is hereby approved and adopted as the budget for the Monterey Peninsula Water Management District for Fiscal Year 2018-2019.
2. That the General Manager may delegate the authority to implement this resolution to the Administrative Services Manager/Chief Financial Officer.
3. That the General Manager is authorized and directed to transfer funds from one activity to another within a given fund, and from one Division to another Division, as such times are appropriate, in accordance with generally-accepted accounting principles and consistent with the objectives outlined in the approved budget.
4. That any contract for professional services, or other expenditures for procuring equipment, supplies or services, included in the budget that exceeds \$15,000 shall be executed by the General Manager only upon approval by the Board of Directors at a meeting of the Board of Directors.

On a motion by Director _____ and seconded by Director _____ the foregoing resolution is duly adopted this 18th day of June 2018 by the following votes:

Ayes:

Nays:

Absent:

EXHIBIT 18-B

I, David J. Stoldt, Secretary to the Board of Directors of the Monterey Peninsula Water Management District, hereby certify that the foregoing is a resolution duly adopted on the 18th day of June 2018.

Witness my hand and seal of the Board of Directors this 18th day of June 2018.

David J. Stoldt
Secretary to the Board



May 21, 2018

Chairperson Clark and Board Members
Monterey Peninsula Water Management District
5 Harris Court, Building G
Monterey, California 93940

Dear Chairperson Brower and Board Members:

Budget Overview

This letter transmits the recommended budget for Fiscal Year (FY) 2018-2019. While preparing the budget, District staff was mindful of the continuing uncertain economic conditions as well as the current status of the District’s existing funding sources, including the user fee revenue. In preparing this year’s budget, staff adhered to the strategy to adopt balanced budgets as directed by the Board of Directors in 2005. The FY 2018-2019 Budget does not include use of reserves in order to maintain District programs and services, and it does assume continued collection of the previously adopted Water Supply Charge. This budget also includes continued collection of the User Fee revenue from ratepayers of California American Water.

After compilation of the original requests from all Divisions, a detailed review, and several adjustments by Division Managers and the General Manager, culminated this budget with proposed expenditures and revenues for FY 2018-2019 totaling \$15,989,300, of which \$3,864,800 or 24% includes reimbursement funds from grants, California American Water ratepayers and other agencies.

Expenditures

As shown in the graph on the right and in the expenditures portion of the FY 2018-2019 Budget, the budgeted expenditures of \$15,989,300 slightly less from the amount budgeted in FY 2017-2018. The project expenditures portion of the budget includes \$3,579,000 towards water supply projects (Water Projects 1 & 2 or Aquifer Storage Recovery Project), Pure Water Monterey (Groundwater Replenishment Project), Local Water Projects, and other Water Supply Projects), \$1,668,600 towards mitigation projects, \$580,500 towards non-reimbursable conservation & rebate program activities, and

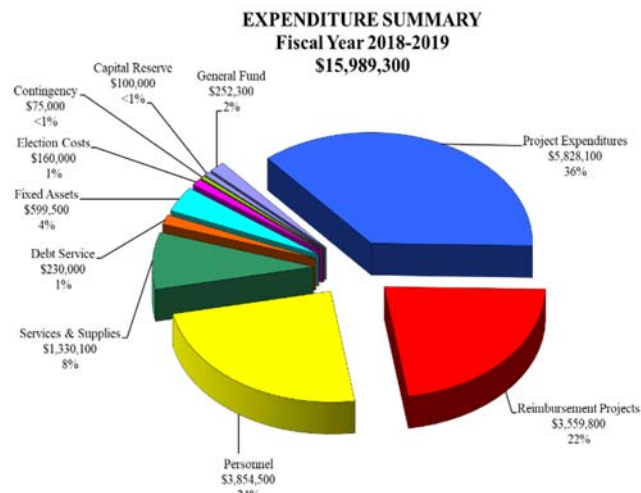


EXHIBIT 18-B

Chairperson Clark and Board Members

Page 2 of 3

May 21, 2018

\$3,559,800 towards reimbursement project costs. The reimbursable project expenditure budget includes funds for the operation of Water Projects 1 & 2, Los Padres Dam Alternative Study, Sleepy Hollow Intake construction, grant funded projects, and conservation & rebate program costs. The budget was prepared with the assumption that Cal-Am would continue to reimburse the District for the operation of Water Project 1 & 2.

Other large project expenditures include \$905,500 for riparian and erosion control activities which includes \$800,000 for San Carlos restoration project, \$403,700 for the operation of the Sleepy Hollow fish rearing facility and related fish rescue activities, \$126,400 for lagoon and hydrologic monitoring, \$620,500 for conservation related activities, and \$700,000 for water conservation rebates. The rebate amount is reimbursable by Cal-Am ratepayers. The expenditure budget also includes \$275,000 for design, permitting, construction and operation of a new fish counting weir for fisheries program.

The budget for legal expenses is \$400,000 which is maintained at the same level from last fiscal year. The budget also assumes payment of \$230,000 for debt service (interest and principal) towards the Rabobank ASR loan. The budget also includes \$599,500 for fixed assets purchases, of which \$350,000 is for new database system for Water Demand Division. The FY 2018-2019 Budget also includes a Capital Improvement Project Forecast as requested by the Board of Directors in 2005.

Revenues

The FY 2018-2019 revenue budget totals \$15,989,300 which is slightly less from the amount budgeted in FY 2017-2018. This budget assumes collection of the previously adopted Water Supply Charge for FY 2018-2019. This budget also includes continued collection of the User Fee revenue in the amount of \$4,250,000 from ratepayers of California American Water. This User Fee revenue projection is based on an estimated collection of revenues by California American Water. Property tax revenues are projected to be

\$1,800,000 which is slightly higher than the amount budgeted in FY 2017-2018 as property values have been increasing over the last few years. Capacity Fees are estimated to be \$250,000, permit revenues are budgeted at \$231,000 are both projected at the same level as prior fiscal year. Projected revenues also include reimbursements of \$491,600 from Cal-Am for ASR 1 and ASR 2 operational costs, \$970,000 from Cal-Am ratepayers for rebates, \$54,600 for services provided to the Seaside Basin Watermaster, and \$2,147,600 in grant funds for projects as detailed in the expenditure section of the budget.

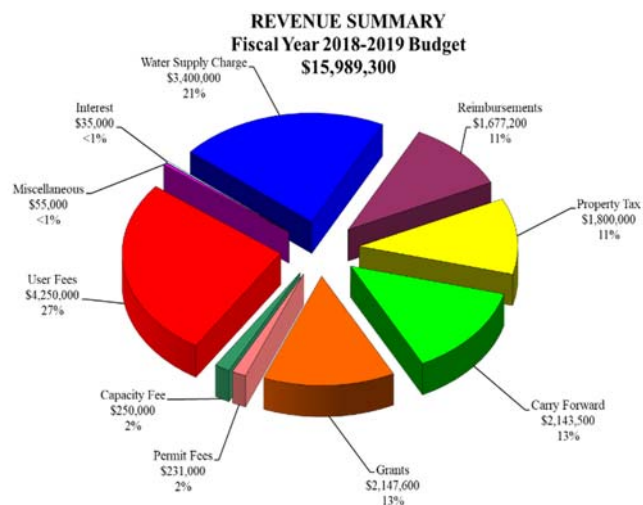


EXHIBIT 18-B

Chairperson Clark and Board Members

Page 3 of 3

May 21, 2018

Reserves

The following table summarizes the ending balances in the reserve accounts. There are changes to reserve balances as a result of the proposed budget:

Reserve Description	Projected Balance 06/30/18	FY 2018-2019 Change	Projected Balance 06/30/19
Insurance/Litigation Reserve	\$250,000	\$0	\$250,000
Flood/Drought Reserve	328,944	0	328,944
Capital Equipment Reserve	332,000	100,000	432,000
Debt Reserve Fund	221,214	0	221,214
General Operating Reserve	9,575,449	(1,891,200)	7,684,249
Totals	\$10,707,607	(\$1,791,200)	\$8,916,407

As the above table indicates the total reserve is expected to have a balance of approximately \$8,916,407, or 74% of the operating budget. The reserve change column has carry-over in the amount of \$2,143,500 and \$352,300 in reserves set aside for the current fiscal year. The carry-over is money that was not spent in prior fiscal year for projects and so the projects are rolled forward to the current fiscal year.

Summary

The 2018-2019 Budget was prepared using the strategies adopted in 2005 by the Board of Directors to adopt balanced budgets on an annual basis. The FY 2018-2019 Budget does not include use of reserves to balance the budget. This budget assumes continued collection of the District's three main sources of revenues (Water Supply Charge, User Fee, and Property Tax), which will allow the District to maintain its service levels currently provided by the District, and sustain its ability to achieve the objectives in the District's Strategic Plan, including Mission and Vision Statements. The District Management Team would like to thank the Board of Director's and other District employees for their contributions and participation in the development of the FY 2018-2019 Budget. They have made contribution to the development of the budget under difficult circumstances and we acknowledge their efforts. As always, this challenging process has produced an excellent document worthy of recognition.

Respectfully submitted:

David J. Stoldt
General Manager

Suresh Prasad
Administrative Services Manager/
Chief Financial Officer

Larry Hampson
Planning & Engineering Manager/
District Engineer

Stephanie Locke
Water Demand Manager

EXHIBIT 18-B



MISSION STATEMENT

The mission of the Monterey Peninsula Water Management District is to promote or provide for long-term sustainable water supply, and to manage and protect water resources for the benefit of the community and the environment.

VISION STATEMENT

The MPWMD:

- 1) will strive to ensure a public role in development, ownership, and oversight of water supply solutions in collaboration with private or other public entities, resulting in sustainable, legal, affordable, and environmentally responsible water supply, consistent with adopted general plans;*
- 2) shall carry out its leadership role in water resource management in a fiscally responsible and professional manner.*

EXPENDITURE SUMMARY
Fiscal Year 2018-2019
\$15,989,300

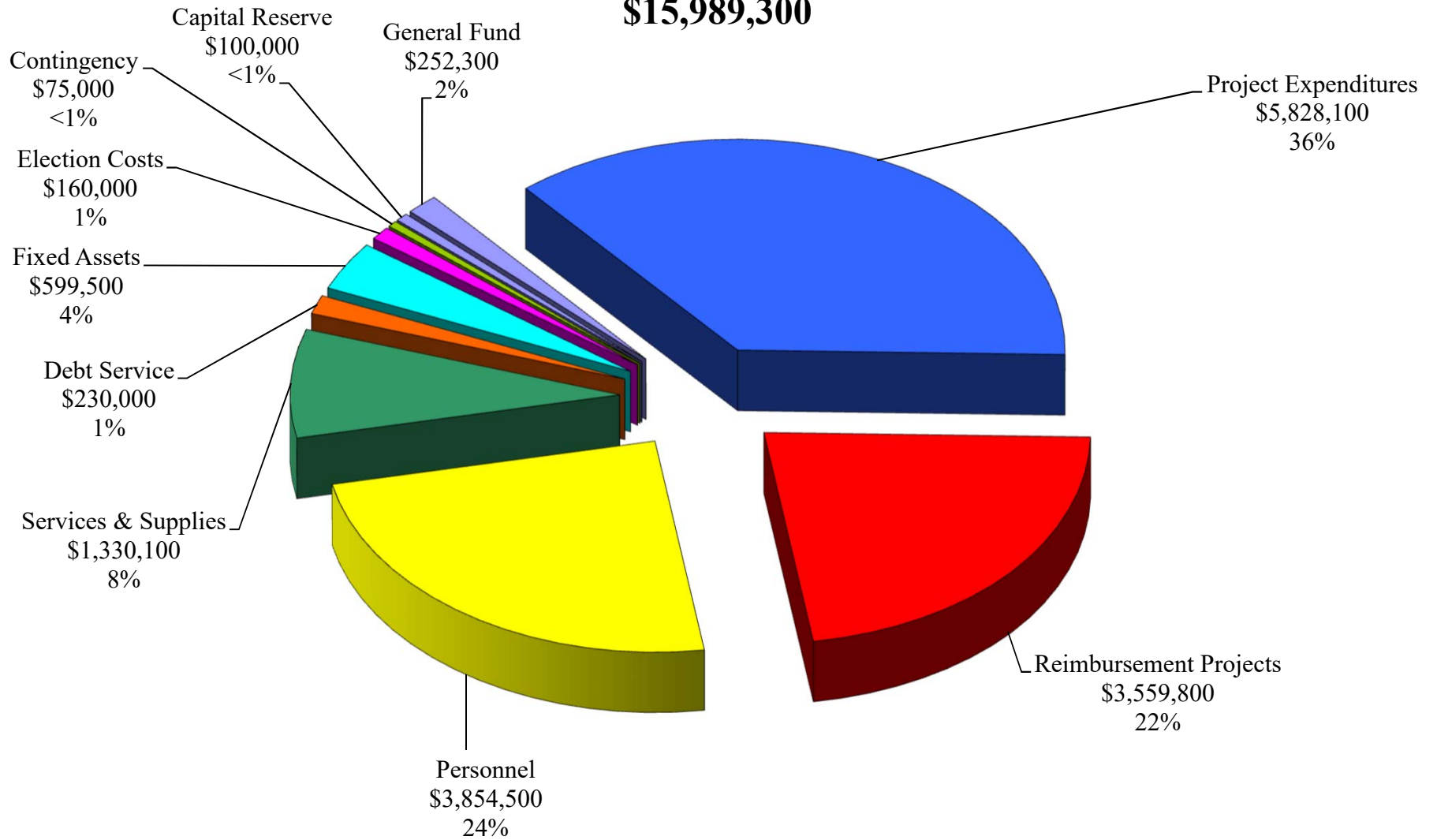


EXHIBIT 18-B

**Monterey Peninsula Water Management District
Expenditures Comparison by Year
Fiscal Year 2018-2019 Budget**

	FY 2016-2017 <u>Revised</u>	FY 2017-2018 <u>Revised</u>	FY 2018-2019 <u>Proposed</u>	Change From <u>Previous Year</u>	Percentage <u>Change</u>
<u>PERSONNEL</u>					
Salaries	\$2,406,700	\$2,502,000	\$2,684,600	\$182,600	7.30%
Retirement	407,600	449,500	528,900	79,400	17.66%
Unemployment Compensation	3,000	3,000	3,000	0	0.00%
Auto Allowance	6,000	6,000	6,000	0	0.00%
Deferred Compensation	8,400	8,400	9,100	700	8.33%
Temporary Personnel	41,200	53,000	35,000	(18,000)	-33.96%
Workers Comp. Ins.	48,600	50,900	55,800	4,900	9.63%
Employee Insurance	427,600	437,300	448,400	11,100	2.54%
Medicare & FICA Taxes	41,500	44,100	44,600	500	1.13%
Personnel Recruitment	6,500	2,000	3,000	1,000	50.00%
Other Benefits	0	0	1,500	1,500	100.00%
Staff Development	34,700	43,400	34,600	(8,800)	-20.28%
Subtotal	\$3,431,800	\$3,599,600	\$3,854,500	\$254,900	7.08%
<u>SERVICES & SUPPLIES</u>					
Board Member Comp	\$37,000	\$45,400	\$34,000	(\$11,400)	-25.11%
Board Expenses	10,000	8,000	10,000	2,000	25.00%
Rent	23,200	23,200	23,200	-	0.00%
Utilities	38,200	38,800	33,000	(5,800)	-14.95%
Telephone	42,900	45,600	40,600	(5,000)	-10.96%
Facility Maintenance	37,900	42,800	41,200	(1,600)	-3.74%
Bank Charges	4,000	4,000	4,000	-	0.00%
Office Supplies	21,800	20,600	17,000	(3,600)	-17.48%
Courier Expense	7,800	8,100	8,000	(100)	-1.23%
Postage & Shipping	6,400	6,400	6,700	300	4.69%
Equipment Lease	14,000	14,000	14,000	-	0.00%
Equip. Repairs & Maintenance	7,500	7,500	7,000	(500)	-6.67%
Printing/Duplicating/Binding	9,900	9,400	500	(8,900)	-94.68%
IT Supplies/Services	90,400	100,000	130,000	30,000	30.00%
Operating Supplies	18,800	19,200	19,100	(100)	-0.52%
Legal Services	400,000	400,000	400,000	-	0.00%
Professional Fees	210,000	351,500	358,000	6,500	1.85%
Transportation	23,600	26,600	34,000	7,400	27.82%
Travel	32,100	34,600	24,600	(10,000)	-28.90%
Meeting Expenses	7,100	6,900	5,900	(1,000)	-14.49%
Insurance	45,100	45,000	52,000	7,000	15.56%
Legal Notices	4,300	3,700	3,100	(600)	-16.22%
Membership Dues	29,100	34,600	35,700	1,100	3.18%
Public Outreach	3,500	5,700	5,500	(200)	-3.51%
Assessors Administration Fee	20,000	20,000	20,000	-	0.00%
Miscellaneous	3,600	3,000	3,000	-	0.00%
Subtotal	\$1,148,200	\$1,324,600	\$1,330,100	\$5,500	0.42%
FIXED ASSETS	121,500	893,500	599,500	(\$294,000)	-32.90%
<u>PROJECT EXPENDITURES</u>					
Water Supply	3,979,195	2,050,500	3,579,000	1,528,500	74.54%
Mitigation	439,800	715,400	1,668,600	953,200	133.24%
Conservation	179,500	751,300	580,500	(170,800)	-22.73%
Reimbursement Projects	2,587,900	2,180,400	3,559,800	1,379,400	63.26%
DEBT SERVICE	230,000	230,000	230,000	0	0.00%
FLOOD/DROUGHT RESERVE	66,600	0	0	0	0.00%
CAPITAL EQUIP. RESERVE	0	188,000	100,000	(88,000)	-46.81%
GENERAL FUND BALANCE	783,050	5,032,500	252,300	(4,780,200)	-94.99%
ELECTION EXPENSE	0	7,000	160,000	153,000	2185.71%
CONTINGENCY	75,000	75,000	75,000	0	0.00%
EXPENDITURE TOTAL	\$13,042,545	\$17,047,800	\$15,989,300	(\$1,058,500)	-6.21%

EXHIBIT 18-B

**Monterey Peninsula Water Management District
Expenditures by Operating Fund
Fiscal Year 2018-2019 Budget**

	<u>Mitigation</u>	<u>Water Supply</u>	<u>Conservation</u>	<u>Total</u>
<u>PERSONNEL</u>				
Salaries	\$1,067,100	\$937,000	\$680,500	\$2,684,600
Retirement	212,000	191,100	125,800	528,900
Unemployment Compensation	1,200	1,000	800	3,000
Auto Allowance	1,200	3,600	1,200	6,000
Deferred Compensation	1,400	5,400	2,300	9,100
Temporary Personnel	14,000	11,200	9,800	35,000
Workers Comp. Ins.	33,200	19,600	3,000	55,800
Employee Insurance	189,500	138,500	120,400	448,400
Medicare & FICA Taxes	17,800	16,000	10,800	44,600
Personnel Recruitment	1,200	1,000	800	3,000
Other Benefits	600	500	400	1,500
Staff Development	10,500	9,400	14,700	34,600
Subtotal	\$1,549,700	\$1,334,300	\$970,500	\$3,854,500
<u>SERVICES & SUPPLIES</u>				
Board Member Comp	13,600	10,900	9,500	34,000
Board Expenses	4,000	3,200	2,800	10,000
Rent	10,600	9,800	2,800	23,200
Utilities	13,300	10,700	9,000	33,000
Telephone	16,200	13,600	10,800	40,600
Facility Maintenance	16,600	13,400	11,200	41,200
Bank Charges	1,600	1,300	1,100	4,000
Office Supplies	6,600	5,400	5,000	17,000
Courier Expense	3,200	2,600	2,200	8,000
Postage & Shipping	2,700	2,200	1,800	6,700
Equipment Lease	5,600	4,500	3,900	14,000
Equip. Repairs & Maintenance	2,800	2,200	2,000	7,000
Printing/Duplicating/Binding	200	200	100	500
IT Supplies/Services	52,000	41,600	36,400	130,000
Operating Supplies	1,300	1,100	16,700	19,100
Legal Services	140,000	200,000	60,000	400,000
Professional Fees	143,200	114,600	100,200	358,000
Transportation	13,700	13,500	6,800	34,000
Travel	7,700	6,400	10,500	24,600
Meeting Expenses	2,400	1,900	1,600	5,900
Insurance	20,800	16,600	14,600	52,000
Legal Notices	1,300	1,100	700	3,100
Membership Dues	10,900	8,700	16,100	35,700
Public Outreach	2,200	1,800	1,500	5,500
Assessors Administration Fee	5,800	8,500	5,700	20,000
Miscellaneous	1,200	1,000	800	3,000
Subtotal	\$499,500	\$496,800	\$333,800	\$1,330,100
FIXED ASSETS	166,600	124,000	308,900	599,500
PROJECT EXPENDITURES				0
Water Supply	0	3,579,000	0	3,579,000
Mitigation	1,618,100	50,500	0	1,668,600
Conservation	0	0	580,500	580,500
Reimbursement Projects	1,988,000	679,200	892,600	3,559,800
DEBT SERVICE	0	230,000	0	230,000
CAPITAL EQUIP. RESERVE	50,000	25,000	25,000	100,000
GENERAL FUND BALANCE	112,100	83,000	57,200	252,300
ELECTION EXPENSE	64,000	51,200	44,800	160,000
CONTINGENCY	30,000	24,000	21,000	75,000
EXPENDITURE TOTAL	\$6,078,000	\$6,677,000	\$3,234,300	\$15,989,300

EXHIBIT 18-B

**Monterey Peninsula Water Management District
Labor Allocation by Operating Funds
Fiscal Year 2018-2019**

	<u>Mitigation</u>	<u>Water Supply</u>	<u>Conservation</u>	<u>Total</u>
<u>General Manager's Office</u>				
General Manager	15%	60%	25%	100%
Executive Assistant	25%	50%	25%	100%
<u>Administrative Services</u>				
ASD Mgr/CFO	33%	34%	33%	100%
Accountant	33%	34%	33%	100%
Human Resources Analyst	33%	34%	33%	100%
Office Services Supervisor	33%	34%	33%	100%
Accounting/Office Speaciliat	33%	34%	33%	100%
Information Technology Manager	33%	34%	33%	100%
GIS Specialist	33%	34%	33%	100%
<u>Planning & Engineering</u>				
P&E Mgr/District Engineer	50%	50%	0%	100%
Water Resources Engineer	25%	75%	0%	100%
Riparian Projects Coordinator	80%	20%	0%	100%
River Maintenance Specialist	100%	0%	0%	100%
Environmental Programs Specialist	100%	0%	0%	100%
<u>Water Demand</u>				
Water Demand Manager	0%	20%	80%	100%
Conservation Rep II	0%	75%	25%	100%
Conservation Rep II	0%	25%	75%	100%
Conservation Rep I	0%	0%	100%	100%
Conservation Rep I	0%	0%	100%	100%
Conservation Technician II	0%	0%	100%	100%
<u>Water Resources</u>				
Water Resources Manager	0%	0%	0%	0%
Senior Hydrogeologist	10%	90%	0%	100%
Hydrography Programs Coordinator	90%	10%	0%	100%
Associate Hydrologist	8%	92%	0%	100%
Hydrology Technician	50%	50%	0%	100%
Senior Fisheries Biologist	95%	5%	0%	100%
Associate Fisheries Biologist	100%	0%	0%	100%
Associate Fisheries Biologist	100%	0%	0%	100%
Average Percentage	40%	32%	28%	100%

EXHIBIT 18-B

**Monterey Peninsula Water Management District
Expenditures by Division
Fiscal Year 2018-2019 Budget**

	General Manger's Office	Administrative Services	Planning & Engineering	Water Demand	Water Resources	Total
<u>PERSONNEL</u>						
Salaries	\$303,800	\$495,800	\$530,100	\$568,300	\$786,600	\$2,684,600
Retirement	71,500	92,200	94,600	107,200	163,400	528,900
Unemployment Compensation	0	3,000	0	0	0	3,000
Auto Allowance	6,000	0	0	0	0	6,000
Deferred Compensation	9,100	0	0	0	0	9,100
Temporary Personnel	0	35,000	0	0	0	35,000
Workers' Comp.	1,500	2,100	20,100	2,400	29,700	55,800
Employee Insurance	29,200	152,500	70,500	83,900	112,300	448,400
Medicare & FICA Taxes	4,400	10,100	8,700	8,300	13,100	44,600
Personnel Recruitment	0	3,000	0	0	0	3,000
Other Benefits	0	1,500	0	0	0	1,500
Staff Development	4,900	10,000	4,400	10,500	4,800	34,600
Subtotal	\$430,400	\$805,200	\$728,400	\$780,600	\$1,109,900	\$3,854,500
<u>SERVICES & SUPPLIES</u>						
Board Member Comp	\$0	\$34,000	\$0	\$0	\$0	34,000
Board Expenses	10,000	0	0	0	0	10,000
Rent	0	10,000	6,600	0	6,600	23,200
Utilities	0	32,000	600	0	400	33,000
Telephone	1,400	30,000	4,600	2,000	2,600	40,600
Facility Maintenance	0	40,000	600	0	600	41,200
Bank Charges	0	4,000	0	0	0	4,000
Office Supplies	800	15,000	600	600	0	17,000
Courier Expense	0	8,000	0	0	0	8,000
Postage & Shipping	300	6,000	0	0	400	6,700
Equipment Lease	0	14,000	0	0	0	14,000
Equip. Repairs & Maintenance	0	7,000	0	0	0	7,000
Printing/Duplicating/Binding	500	0	0	0	0	500
IT Supplies/Services	0	130,000	0	0	0	130,000
Operating Supplies	300	2,000	400	16,000	400	19,100
Legal Services	0	400,000	0	0	0	400,000
Professional Fees	185,000	173,000	0	0	0	358,000
Transportation	0	3,000	8,000	6,000	17,000	34,000
Travel	10,000	6,000	600	6,000	2,000	24,600
Meeting Expenses	1,200	4,500	200	0	0	5,900
Insurance	0	52,000	0	0	0	52,000
Legal Notices	500	2,000	0	0	600	3,100
Membership Dues	26,000	1,000	200	8,500	0	35,700
Public Outreach	5,500	0	0	0	0	5,500
Assessors Administration Fee	0	20,000	0	0	0	20,000
Miscellaneous	500	2,500	0	0	0	3,000
Subtotal	\$242,000	\$996,000	\$22,400	\$39,100	\$30,600	\$1,330,100
FIXED ASSETS	0	569,500	0	5,000	25,000	599,500
<u>PROJECT EXPENDITURES</u>						
Water Supply	625,000	0	1,693,000	0	1,261,000	3,579,000
Mitigation	0	0	985,500	0	683,100	1,668,600
Conservation	0	0	0	580,500	0	580,500
Reimbursement Projects	95,000	0	142,000	892,600	2,430,200	3,559,800
DEBT SERVICE	0	230,000	0	0	0	230,000
CAPITAL EQUIPMENT RES.	0	100,000	0	0	0	100,000
GENERAL FUND BALANCE	0	252,300	0	0	0	252,300
ELECTION EXPENSE	0	160,000	0	0	0	160,000
CONTINGENCY	0	75,000	0	0	0	75,000
Expenditure Total	\$1,392,400	\$3,188,000	\$3,571,300	\$2,297,800	\$5,539,800	\$15,989,300

EXHIBIT 18-B

Monterey Peninsula Water Management District Project Expenditures Fiscal Year 2018-2019 Budget

Objective	Timeline	Total	Account	Division	Reimbursable	Source
AUGMENT WATER SUPPLY						
Operations Modeling						
1-1-1	CRBHM Development (formerly CVSIM)	June	26,000	35-03-782900	P&E	
1-1-2	Los Padres Dam Long Term Plan					
	A. Fish Passage	Ongoing	15,000	35-03-786015	P&E	
	B. Alternatives Analysis and Sediment Management	June	350,000	35-03-786015	P&E	
	C. Reservoir Expansion Simulation (CRBHM)	June	25,000	35-03-786015	P&E	
	D. GSFLOW for Alternatives Analysis	June	50,000	35-03-786015	P&E	
1-1-3	PWM/MPWSP Operations Model (CRBHM & SGBM)	June	50,000	35-03-786038	P&E	
Water Supply Projects						
1-2-1	Water Project 1 (Aquifer Storage Recovery 1)					
	A. Santa Margarita Site					
	1. Site work					
	a. FORA / regulatory agency compliance	Ongoing	160,000	35-04-786004	WRD	
	b. Site expansion engineering	Ongoing	288,000	35-04-786004	WRD	
	c. Site expansion construction - (phase I)	Spring/Summer	555,000	35-04-786004	WRD	
	d. Contingency (10%)	Fall/Winter	55,000	35-04-786004	WRD	
	2. Operations and Maintenance					
	a. Operations support	Ongoing	70,000	35-04-786005	WRD	70,000 CAW
	b. Water quality lab analysis	Ongoing	50,000	35-04-786005	WRD	50,000 CAW
	c. Electrical power	Ongoing	150,000	35-04-786005	WRD	150,000 CAW
	d. Supplemental Sampling and Analysis Plan (SSAP)	Ongoing	120,000	35-04-786005	WRD	120,000 CAW
	e. Security and Monitoring	Ongoing	17,000	35-04-786005	WRD	17,000 CAW
	B. Water Project 2 (Aquifer Storage Recover 2)					
	1. Operations & Maintenance					
	a. Operations support	Ongoing	10,000	35-04-786005	WRD	10,000 CAW
	b. Water quality lab analysis	Ongoing	18,800	35-04-786005	WRD	18,800 CAW
	c. Electrical power	Ongoing	46,900	35-04-786005	WRD	46,900 CAW
	d. Facility building maintenance	Ongoing	1,200	35-04-786005	WRD	1,200 CAW
	e. Contingency (15%)	Ongoing	7700	35-04-786005	WRD	7,700 CAW
1-4-1	Water Rights Permits Fees	Ongoing	5,000	35-03-781200	P&E	
1-5-1	Ground Water Replenishment Project (PWM)	Ongoing	800,000	35-03-786010	GMO/P&E	
	A. Geochemical Mixing Study	Ongoing	70,000	35-03-786010	WRD	25,000 Cal-Am/MOW
	B. Update Seaside Basin Model	Ongoing	55,000	35-03-786010	WRD	27,000 Watermaster/MOW
1-7-1	A. Permit 20808B Alternatives Analysis	Ongoing	130,000	35-04-786016	WRD	
1-8-1	A. Other Water Supply Projects - IFIM feasibility studies	Ongoing	20,000	35-03-786019	P&E	
	B. Monterey Pipeline MMRP Compliance	Ongoing	35,000	35-03-786025	P&E	
1-9-1	Cal-Am Desal Project	Ongoing	300,000	35-01-786025	GMO	
1-10-1	Local Water Projects	Ongoing	482,000	35-03-786033	P&E	
1-12-1	Carmel River Basin Study (Bureau of Reclamation)	Ongoing	35,000	35-03-786022	P&E	
1-13-1	Drought Contingency Plan	Ongoing	220,000	35-01-786012	GMO	95,000 Rec Bureau
AUGMENT WATER SUPPLY TOTAL			<u>4,217,600</u>			<u>638,600</u>

EXHIBIT 18-B

Monterey Peninsula Water Management District Project Expenditures Fiscal Year 2018-2019 Budget

Objective	Timeline	Total	Account	Division	Reimbursable	Source
PROTECT ENVIRONMENTAL QUALITY						
Riparian Mitigations						
2-1-1 Irrigation Program						
A. Operate and maintain 4 well systems	Ongoing	10,000	24-03-785011	P&E		
B. Operate and maintain District project systems	Ongoing	15,000	24-03-785012	P&E		
2-1-2 Riparian Corridor Management						
A. Maintain and diversify plantings at District projects						
1. Seed collection and propagation	Ongoing	2,000	24-03-787030	P&E		
2. Supplemental planting	Ongoing	2,000	24-03-787033	P&E		
B. Riparian corridor maintenance (projects/equipment)	Ongoing	1,000	24-03-787080	P&E		
2-1-3 Riparian Monitoring Program						
A. Vegetation and soil moisture monitoring	Ongoing	500	24-03-787021	P&E		
2-1-4 Address Vegetation Hazards and Remove Trash	Ongoing	20,000	24-03-787040	P&E		
2-1-5 Carmel River Annual Aerial Photography	Ongoing	30,000	24-03-787022	P&E		
Erosion Protection						
2-2-1 Repair Bank Damage at District Restoration Projects						
A. Work at lower San Carlos restoration project	June	800,000	24-03-789541	P&E		
2-2-2 Carmel Riverbed Topographic Data	Ongoing	25,000	24-03-787023	P&E		
Aquatic Resources Fisheries						
2-3-1 Sleepy Hollow Facility Operations						
A. General operations and maintenance	Ongoing	42,000	24-04-785813	WRD		
B. Power	Ongoing	22,500	24-04-785816	WRD		
C. Road maintenance	June	3,000	24-04-785813	WRD		
D. Replacement of standby generator fuel	Ongoing	700	24-04-785813	WRD		
E. Generator maintenance service	Spring	5,900	24-04-785813	WRD		
F. Facility upgrade (construction)	2018	2,000,000	24-04-785812	WRD	1,800,000	Coastal Conservancy
G. ESA Section 10 SHSRF Evaluations	Ongoing	45,000	24-04-785811	WRD		
H. Intake/cold well repair & maintenance	Ongoing	10,000	24-04-785813	WRD		
I. Rearing channel bird netting & frame replacement	July	1,000	24-04-785813	WRD		
J. Water Resources Assitant for Weekend Shift	Jun.-Jan.	14,800	24-04-785814	WRD		
2-3-2 Conduct Juvenile Rescues						
A. Miscellaneous fish rescue supplies	Ongoing	10,500	24-04-785822	WRD		
B. Water Resources Assistant	Ongoing	11,200	24-04-785814	WRD		
C. Seasonal Fish Rescue Workers	Ongoing	16,700	24-04-785814	WRD		
D. Recalibrate backpack electro-fisher	Ongoing	900	24-04-785822	WRD		
E. Waders	Ongoing	2,000	24-04-785822	WRD		
F. On-call weekend fish rescue crew leader	Ongoing	6,700	24-04-785814	WRD		
2-3-3 Rescue & Transport Smolts						
A. Smolt rescue supplies	Feb-May	2,000	24-04-785833	WRD		
B. Water Resources Assistant	March-May	9,000	24-04-785834	WRD		
C. Seasonal Fish Rescue Worker	March-May	9,000	24-04-785834	WRD		
2-3-4 Monitoring of Adult Steelhead Counts - San Clemente Dam						
A. DIDSON Steelhead counting station components	Fall-Spring	4,000	24-04-785851	WRD		
B. Water Resources Assistant - DIDSON Review	Jan.-June	9,900	24-04-785814	WRD		
C. Resistance Board Weir Construction (Permitting)	Winter 2018	10,000	24-04-785851	WRD		
D. Resistance Board Weir Construction/Training/Installation	Winter 2018	103,000	24-04-785851	WRD		
E. Water Resources Assistants - Weekend Weir Operations	Dec.-May	8,000	24-04-785814	WRD		
F. Fishereis Aides - 7-day Weir Operations	Dec.-May	26,300	24-04-785814	WRD		
G. Wier Surveillance Camera	2018	12,300	24-04-785851	WRD		
2-3-5 Adult & kelt rescue and transport	Ongoing	1,000	24-04-785840	WRD		
2-3-6 Contracted Aquatic Invertebrate Identification & Retraining	Oct.	4,400	24-04-785860	WRD		
2-3-7 Carmel River & Lagoon Water Quality Monitoring Samples						
Water Resources Assistant	Ongoing	5,000	24-04-785870	WRD		
	Ongoing	6,900	24-04-785814	WRD		
2-3-8 CDO/Cal-Am Spawning Gravel Replenishment						
A. Planning & Permitting	Ongoing	45,000	24-04-785852	WRD	45,000	Cal-Am

EXHIBIT 18-B

Monterey Peninsula Water Management District Project Expenditures Fiscal Year 2018-2019 Budget

Objective	Timeline	Total	Account	Division	Reimbursable	Source
Lagoon Mitigation Activities						
2-4-1 Monitoring						
A. Bi-annual inter-agency cooperative Steelhead survey	June/Dec	500	24-04-785871	WRD		
B. YSI Automatic Vertical Water Quality Profiler	Ongoing	4,000	24-04-782203	WRD		
Hydrologic						
2-5-1 Carmel Valley						
A. Monitor Carmel River near Carmel (USGS)	Ongoing	16,000	35-04-785600	WRD		
B. Water quality chemical analyses	Ongoing	1,600	35-04-781510	WRD		
C. Fractured rock well monitoring	Ongoing	4,000	xx-04-785507	WRD		
D. Water resources intern (WQ)	Ongoing	4,500	35-04-781570	WRD		
2-5-2 Seaside Basin Watermaster						
A. MMP implementation (non-labor portion, + \$35k for labor)	Ongoing	35,000	35-04-786003	WRD	35,000	S./Side Watermaster
B. MPWMD monitor well maintenance (pumps)	Ongoing	1,000	35-04-786003	WRD	1,000	S./Side Watermaster
C. Replace LS Driving range well with QED pump (SCS-Deep)	Ongoing	3,100	35-04-786003	WRD	3,100	S./Side Watermaster
D. ROE renewal for Ft Ord Dunes State Park access	Ongoing	500	35-04-786003	WRD	500	S./Side Watermaster
2-5-3 District Wide						
A. Stream flow monitoring program						
1. Miscellaneous equipment	Ongoing	10,000	xx-04-785603	WRD		
2. Data line rental - 7 sites	Ongoing	3,000	xx-04-785603	WRD		
3. Hydstra Time Series Software Annual Support	Ongoing	2,500	xx-04-785603	WRD		
4. Hydstra consulting - report customization/website	Summer-Fall	6,000	xx-04-785603	WRD		
5. Purchase (5) RV50 Cellular Modems	Summer-Fall	5,000	xx-04-785603	WRD		
6. Upgrade MPWMD Gaging Stations						
A. Upgrade MPWMD Gaging Station	Summer-Fall	10,000	xx-04-785623	WRD		
B. Other Hydrologic Monitoring						
1. Monitor well conversions	Ongoing	2,000	xx-04-785502	WRD	2,000	Applicant
2. Annual Well Reporting	Ongoing	2,600	xx-04-781602	WRD		
3. Misc. equipment (2 well probes)	Ongoing	1,500	xx-04-781602	WRD		
4. Replacement rain/temp stations (incl site fencing)	Ongoing	1,000	xx-04-781602	WRD		
5. PCA-West monitor replacement XD's and rugged cables	Ongoing	5,200	xx-04-781602	WRD		
6. Analysis Software (AQ/QA Rockworks)	Ongoing	2,000	xx-04-785502	WRD		
Integrated Regional Water Management						
2-6-1 Integrated Regional Water Management						
A. Prop 1 coordination	Ongoing	80,000	24-03-785505	P&E		
B. DAC needs assessment	Ongoing	100,000	24-03-7855XX	P&E	100,000	DWR
Water Distribution System Permitting						
2-8-1 Permit Processing Assistance	Ongoing	15,000	24-03-785503	WDD	15,000	Applicant
2-8-2 Hydrogeologic Impact Review	Ongoing	5,000	24-03-785503	WDD	5,000	Applicant
2-8-3 County Fees - CEQA Posting and Recording	Ongoing	6,000	24-03-785503	WDD	6,000	Applicant
2-8-4 WDS Permit Package Review (MPWMD Counsel)	Ongoing	16,000	24-03-785503	WDD	16,000	Applicant
PROTECT ENVIRONMENTAL QUALITY TOTAL						
			<u><u>3,697,200</u></u>		<u><u>2,028,600</u></u>	

EXHIBIT 18-B

**Monterey Peninsula Water Management District
Project Expenditures
Fiscal Year 2018-2019 Budget**

Objective	Timeline	Total	Account	Division	Reimbursable	Source
WATER DEMAND						
Demand Management						
4-1-1 Rule Implementation/Enforcement						
A. Deed Restriction recording	Ongoing	100,000	26-05-781900	WDD	40,000	Applicant (40%)
B. CEQA Compliance	Fall	15,000	26-05-780100	WDD		
4-1-2 Database Project						
A. Maintenance & Programming	Ongoing	20,000	26-05-781161	WDD		
Water Conservation						
4-2-1 Conservation Outreach						
A. Outreach and communication	Ongoing	42,000	26-05-781140	WDD		
B. CH Outreach	Ongoing	5,000	26-05-781130	WDD		
C. PRV Outreach	Ongoing		26-05-781140	WDD		
D. Sponsorship/Support Community Events	Ongoing	7,500	26-05-781140	WDD		
E. Brochures	Ongoing	2,500	26-05-781140	WDD		
4-2-2 Conservation Programs (non-reimbursable)						
A. Best management practices	Ongoing	10,000	26-05-781155	WDD		
B. Advertising/Webvertising	Ongoing	25,000	26-05-781115	WDD		
C. Conservation Website Maintenance	Ongoing	2,000	26-05-781160	WDD		
D. Conservation devices - nonreimbursable	Ongoing	65,000	26-05-781187	WDD		
E. Conservation & efficiency workshops/training	Ongoing	25,000	26-05-781182	WDD		
F. Graywater/Rainwater Demo Project	Ongoing	101,500	26-05-781185	WDD		
G. School Water Education	Ongoing	1,000	26-05-781178	WDD		
H. School Retrofits	Ongoing	35,000	26-05-781184	WDD		
I. CIMIS Stations	Ongoing	2,000	26-05-781111	WDD		
J. GardenSoft WateWise Gardening	Ongoing	5,000	26-05-781186	WDD		
L. Pressure Reducing Valve Program	Ongoing	15,000	26-05-781190	WDD		
M. Linen/Towel Program	Ongoing	25,000	26-05-781180	WDD		
N. Conservation printed material	Ongoing	5,000	26-05-781188	WDD		
O. Rain Barrell Giveaway Program	Ongoing	5,000	26-05-7811XX	WDD		
4-2-3 Rebate Program						
A. CAW	Ongoing	700,000	26-05-781412	WDD	700,000	CAW
B. Seaside Municipal	Ongoing	0	26-05-781499	WDD	0	
C. Non-CAW (MPWMD funded)	Ongoing	50,000	26-05-781499	WDD		
D. DAC Direct Install Grant	Ongoing	152,600	26-05-781490	WDD	152,600	Prop 1 Funds
E. DAC Turf Replacement	Ongoing	57,000	26-05-781490	WDD		
F. Rebate & Other Forms	Ongoing	0	26-05-781400	WDD		
WATER DEMAND TOTAL		1,473,100			892,600	
PROJECT EXPENDITURES TOTAL		9,387,900			3,559,800	

EXHIBIT 18-B

**Monterey Peninsula Water Management District
Large Projects and Capital Improvement Plan
Fiscal Year 2018-2019 Budget**

<u>Division</u>	<u>Project Description</u>	<u>FY 2018-2019</u>	<u>FY 2019-2020</u>	<u>FY 2020-2021</u>	<u>Funding Source</u>
Funded From District Revenues					
P&E/GMO	Pure Water Monterey	\$800,000	\$0	\$0	District Revenues
P&E/GMO	GWR Operating Reserve Fund	0		559,000	District Revenues
P&E/GMO	GWR Drought Reserve Fund	0	344,000	344,000	District Revenues
WRD	Phase 1 Aquifer Storage & Recovery	1,058,000	200,000	0	District Revenues
WRD	ASR Expansion	0	50,000	50,000	District Revenues
WRD	Geochemical Mixing Study	70,000	0	0	District Revenues
WRD	Update Seaside Basin Model	55,000	0	0	District Revenues
WRD	Sleepy Hollow Facility Raw Water Intake Retrofit	200,000	0	0	District Revenues
P&E	Cal-Am Desal Project - Public Financing	300,000	200,000	0	District Revenues
P&E	Local Water Projects	482,000	100,000	100,000	District Revenues
P&E	Operations Modeling - IFIM/CRBHM	26,000	75,000	75,000	District Revenues
P&E	Carmel & Salinas Rivers Basin Study	35,000	95,000	75,000	District Revenues
P&E	Los Padres Dam Long Term Plan	440,000	200,000	100,000	District Revenues
P&E	PWM/MPWSP Operations Model	50,000	0	0	District Revenues
P&E/WRD	Water Rights/Permit 20808B Alternatives	130,000	125,000	0	District Revenues
WDD/ASD	New Water Demand Database - Accela	350,000	0	0	District Revenues
P&E/GMO	Drought Contingency Plan	125,000	0	0	District Revenues
All	Capital Asset Purchases	249,500	100,000	100,000	District Revenues
GMO	Water Allocation Process	0	900,000	400,000	District Revenues
	SUBTOTAL	\$4,370,500	\$2,389,000	\$1,803,000	
Reimbursed from Grants or Reimbursements					
P&E/GMO	Drought Contingency Plan	95,000	70,000	0	USBR
WRD	Phase 1 & 2 Aquifer Storage & Recovery	491,600	0	0	CAW
WRD	Sleepy Hollow Facility Raw Water Intake Retrofit	1,800,000	0	0	SCC Grant
	SUBTOTAL	\$2,386,600	\$70,000	\$0	
	TOTAL CIP	\$6,757,100	\$2,459,000	\$1,803,000	

EXHIBIT 18-B

**Monterey Peninsula Water Management District
Capital Asset Purchases
Fiscal Year 2018-2019 Budget**

	<u>Division</u>	<u>Cost</u>	<u>Account Number</u>
<u>Capital Assets</u>			
Ford F150 4x4 Truck (Weir Program)	WRD	25,000	24-04-914000
Replacement Laptops Staff Use (Surface)	ASD	2,000	99-02-916000
AV-System Conference Room	ASD	49,000	99-02-916000
Server Refresh	ASD	13,000	99-02-916000
Workstation Refresh	ASD	5,000	99-02-916000
GIS Workstation Refresh	ASD	2,000	99-02-916000
Field Tablets (WDD Staff)	ASD	5,000	26-05-916000
ACCELA Database	ASD	350,000	99-02-916000
Phone Replacement	ASD	43,500	99-02-917000
Server Room replacement air conditioner	ASD	10,000	99-02-918000
Server Room Re-Location	ASD	25,000	99-02-918000
Admin Building Backup Generator	ASD	70,000	99-02-918000
Total Capital Assets		<hr/> \$599,500	

EXHIBIT 18-B

**MONTEREY PENINSULA WATER MANAGEMENT DISTRICT
CAPITAL ASSET REPLACEMENT/REPAIR SCHEDULE
FISCAL YEAR 2018-2019 BUDGET**

<u>Item</u>	<u>Asset Cost</u>	<u>Replacement Cost</u>	<u>Asset In Service (Year)</u>	<u>Replace In Fiscal Year</u>	<u>Years to Purchase</u>	<u>Prior Years Accrual</u>	<u>Balance Left to Accrue</u>	<u>Accrual This Fiscal Year</u>	<u>Remarks</u>
Server Room Air Conditioner	\$10,000	\$10,000	2000-2001	2018-2019	0	\$0	\$10,000	\$0	Air Conditioner
Telephone System	\$51,000	\$51,000		2018-2019	0	\$51,000	\$0	\$0	Nortel IS 3-00
Board Room A/V Equipment	\$50,000	\$50,000		2018-2019	0	\$0	\$50,000	\$0	A/V Equipment
1/2 Ton Pickup	\$25,000	\$25,000		2018-2019	0	\$0	\$25,000	\$0	Fishries Division (WEIR Pr
Information System	\$120,000	\$120,000	2006-2008	2019-2020	1	\$40,700	\$79,300	\$0	In Service 06/08
1 Ton Pickup	\$50,000	\$50,000		2019-2020	1	\$31,300	\$18,700	\$6,400	Unit 3, '97 3500 D 4x4
Harris Court A/C Unit #2	\$15,000	\$15,000	2000-2001	2019-2020	1	\$7,500	\$7,500	\$2,600	Air Conditioner
1/2 Ton Pickup	\$30,000	\$30,000		2019-2020	1	\$15,000	\$15,000	\$5,100	Unit 1, '03 Ram 1500
3/4 Ton Pickup	\$35,000	\$35,000		2019-2020	1	\$17,500	\$17,500	\$6,000	Unit 9, '03 Ram 2500
3/4 Ton Pickup	\$40,000	\$40,000		2019-2020	1	\$20,000	\$20,000	\$6,800	Unit 8, '05 F250 D
1/2 Ton Pickup	\$30,000	\$30,000		2019-2020	1	\$15,000	\$15,000	\$5,100	Unit 10, '95 F150
Orthoimagery	\$66,000	\$66,000		2019-2020	1	\$33,000	\$33,000	\$0	Updated 10/08
1 Ton Pickup	\$50,000	\$50,000		2019-2020	1	\$16,700	\$33,300	\$11,400	Unit 11, '03 Ram D 3500
Ford Escape	\$25,000	\$25,000		2019-2020	1	\$8,300	\$16,700	\$5,700	Unit 14, '09 Ford Escape
Chipper	\$25,000	\$25,000		2019-2020	1	\$8,300	\$16,700	\$5,700	Chipper (P&E Dept)
Harris Court A/C Unit #3	\$15,000	\$15,000	2000-2001	2019-2020	1	\$5,000	\$10,000	\$3,400	Air Conditioner
Multifunction Plotter/Scanner	\$25,000	\$25,000		2020-2021	2	\$8,600	\$16,400	\$3,700	Replace 2 separate units
1/2 Ton Pickup	\$30,000	\$30,000		2020-2021	2	\$13,500	\$16,500	\$3,700	Unit 7, '14 F150 4x4
Honda Insight	\$25,000	\$25,000		2020-2021	2	\$6,300	\$18,700	\$4,200	Unit 5, '10 Honda Insight Hy
1/2 Ton Pickup	\$34,500	\$34,500		2020-2021	2	\$8,600	\$25,900	\$5,900	Unit 4, '99 F150 4x4
Harris Court A/C Unit #4	\$15,000	\$15,000	2000-2001	2020-2021	2	\$3,800	\$11,200	\$2,500	Air Conditioner
1 Ton Pickup (Dump/Auto-Cra	\$66,000	\$66,000	2015-2016	2021-2022	3	\$10,000	\$56,000	\$9,500	Unit 6, '96 F350 D 4x4
Harris Court A/C Unit #5	\$15,000	\$15,000	2000-2001	2021-2022	3	\$3,000	\$12,000	\$2,000	Air Conditioner
Chevy Bolt EV	\$40,000	\$40,000	2016-2017	2023-2024	5	\$5,700	\$34,300	\$3,900	Unit 17-01, 2017 Chevy Bol
Chevy Bolt EV	\$40,000	\$40,000	2016-2017	2023-2024	5	\$5,700	\$34,300	\$3,900	Unit 17-02, 2017 Chevy Bol
Harris Court A/C Unit #1	\$15,000	\$15,000	2015-2016	2025-2026	9	\$1,800	\$13,200	\$900	Air Conditioner
1/2 Ton Pickup (4 Door 4X4)	\$31,000	\$31,000	2017-2018	2026-2027	10	\$5,600	\$25,400	\$1,600	Unit 18-01 Pool Vehicle
Totals	<u>\$973,500</u>	<u>\$973,500</u>				<u>\$341,900</u>	<u>\$631,600</u>	<u>\$100,000</u>	

REVENUE SUMMARY
Fiscal Year 2018-2019 Budget
\$15,989,300

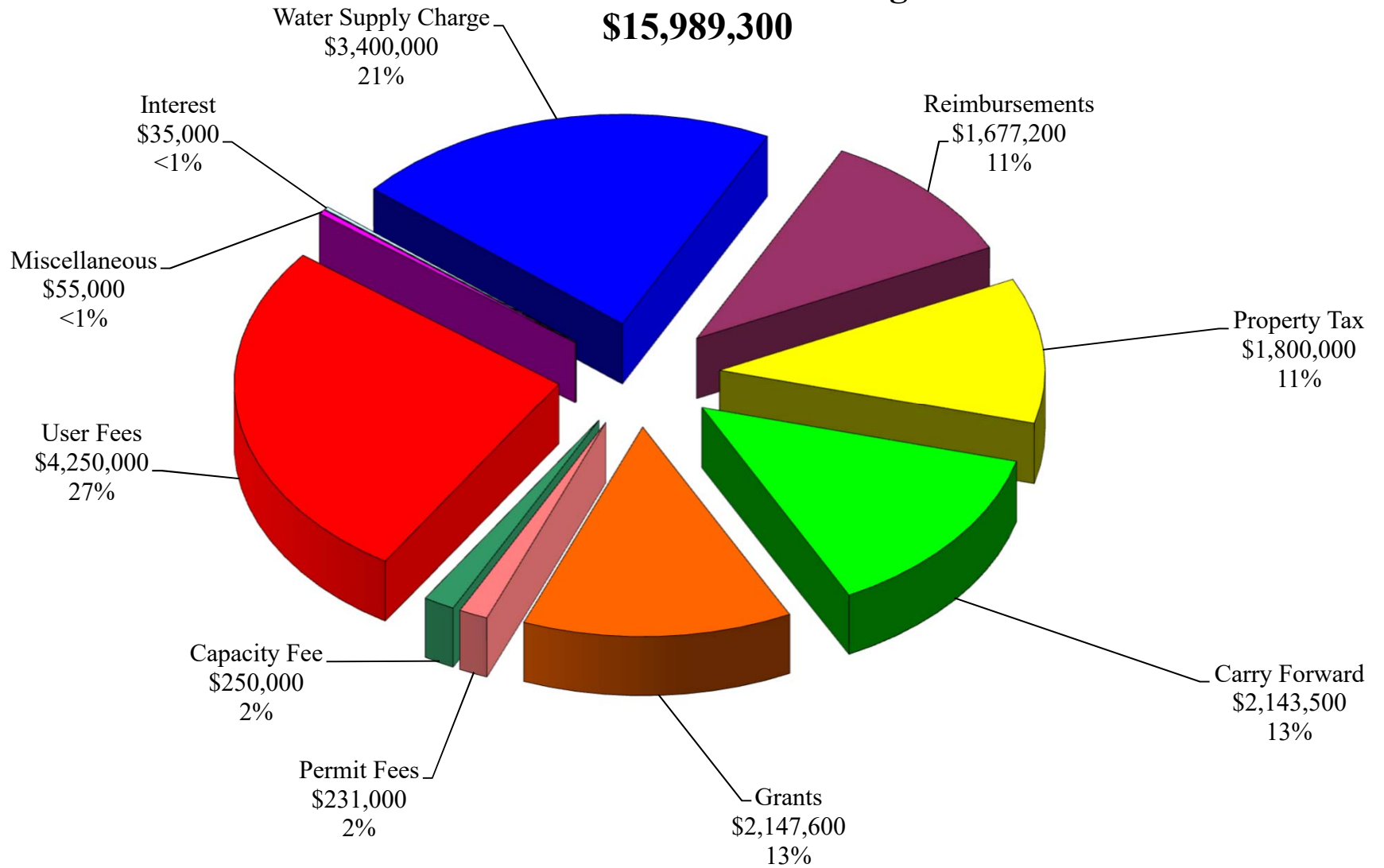


EXHIBIT 18-B

**Monterey Peninsula Water Management District
Revenues Comparison by Year
Fiscal Year 2018-2019 Budget**

	FY 2016-2017 <u>Revised</u>	FY 2017-2018 <u>Revised</u>	FY 2018-2019 <u>Proposed</u>	Change From <u>Previous Year</u>	Percentage <u>Change</u>
Property Taxes	\$1,600,000	\$1,750,000	\$1,800,000	\$50,000	2.86%
Permit Fees - WDD	175,000	175,000	175,000	0	0.00%
Permit Fees - PED	56,000	56,000	56,000	0	0.00%
Capacity Fee	212,500	300,000	250,000	-50,000	-16.67%
User Fees	95,000	4,095,000	4,250,000	155,000	3.79%
Water Supply Charge	3,400,000	3,400,000	3,400,000	0	0.00%
Mitigation Revenue	2,518,500	0	0	0	0.00%
Interest	20,000	30,000	35,000	5,000	16.67%
Other	20,000	20,000	15,000	-5,000	-25.00%
Subtotal District Revenues	<u>8,097,000</u>	<u>9,826,000</u>	<u>9,981,000</u>	<u>155,000</u>	<u>1.58%</u>
Reimbursements - CAW	\$2,045,300	\$1,635,900	\$1,506,600	-\$129,300	-7.90%
Reimbursements - PWM Project	\$0	\$4,112,500	0	-\$4,112,500	-100.00%
Reimbursements - Watermaster	74,600	74,600	54,600	-20,000	-26.81%
Reimbursements - Reclamation	20,000	20,000	20,000	0	0.00%
Reimbursements - Other	36,000	29,300	80,000	50,700	173.04%
Reimbursements - Recording Fees	8,000	29,600	40,000	10,400	35.14%
Reimbursements - Legal Fees	10,000	16,000	16,000	0	0.00%
Grants	330,400	450,000	2,147,600	1,697,600	377.24%
Subtotal Reimbursements	<u>2,524,300</u>	<u>6,367,900</u>	<u>3,864,800</u>	<u>-2,503,100</u>	<u>-39.31%</u>
Carry Forward From Prior Year	1,508,510	853,900	2,143,500	1,289,600	151.02%
From Capital Equip. Reserve	0	0	0	0	0.00%
From Fund Balance	912,735	0	0	0	0.00%
Other Financing Sources:					
Transfers In	1,001,600	1,750,000	1,670,000	-80,000	-4.57%
Transfers Out	-1,001,600	-1,750,000	-1,670,000	80,000	-4.57%
Revenue Totals	<u>\$13,042,545</u>	<u>\$17,047,800</u>	<u>\$15,989,300</u>	<u>-\$1,058,500</u>	<u>-6.21%</u>

EXHIBIT 18-B

**Monterey Peninsula Water Management District
Revenues by Operating Fund
Fiscal Year 2018-2019 Budget**

	<u>Mitigation</u>	<u>Water Supply</u>	<u>Conservation</u>	<u>Total</u>
Property Taxes	\$0	\$1,800,000	\$0	\$1,800,000
Permit Fees - WDD	0	0	175,000	175,000
Permit Fees - PED	56,000	0	0	56,000
Capacity Fee	0	250,000	0	250,000
User Fees	2,650,000	600,000	1,000,000	4,250,000
Water Supply Charge	0	3,400,000	0	3,400,000
Mitigation Revenue	0	0	0	0
Interest	10,000	15,000	10,000	35,000
Other	5,000	5,000	5,000	15,000
Subtotal District Revenues	<u>2,721,000</u>	<u>6,070,000</u>	<u>1,190,000</u>	<u>9,981,000</u>
Reimbursements - CAW	\$45,000	\$491,600	\$970,000	\$1,506,600
Reimbursements - PWM Project	0	0	0	0
Reimbursements - Watermaster	0	54,600	0	54,600
Reimbursements - Reclamation	0	20,000	0	20,000
Reimbursements - Other	27,000	53,000	0	80,000
Reimbursements - Recording Fees	0	0	40,000	40,000
Reimbursements - Legal Fees	0	0	16,000	16,000
Grants	1,900,000	95,000	152,600	2,147,600
Subtotal Reimbursements	<u>1,972,000</u>	<u>714,200</u>	<u>1,178,600</u>	<u>3,864,800</u>
Carry Forward From Prior Year	285,000	1,562,800	295,700	2,143,500
Other Financing Sources:				
Transfers In	1,100,000	0	570,000	1,670,000
Transfers Out	0	-1,670,000	0	-1,670,000
Revenue Totals	<u>\$6,078,000</u>	<u>\$6,677,000</u>	<u>\$3,234,300</u>	<u>\$15,989,300</u>

EXHIBIT 18-B

**Monterey Peninsula Water Management District
Reimbursable Amounts & Grants
Fiscal Year 2018-2019 Budget**

<u>Reimbursement Source</u>	<u>Amount</u>
CAW - ASR 1 Operation	407,000
CAW - ASR 2 Operation	84,600
CAW - Conservation Rebates	700,000
CAW - Conservation Rebates (Prior Year)	270,000
CAW - Gravel Replenishment	45,000
CAW/MOW Reimbursements	52,000
Watermaster (non labor \$39,600, plus \$15,000 in labor)	54,600
Reclamation Project (labor & legal)	20,000
Grants - Sleepy Hollow Intake Upgrade (Coastal Conservancy)	1,800,000
Grants - DAC Direct Install Grant (Prop 1 Funds)	152,600
Grants - DAC Needs Assesment (Prop 1 Funds)	100,000
Grants - Drought Contingency Plan (Bureau Reclamation)	95,000
Direct Bill - Deed Restriction	40,000
Direct Bill - Well Monitoring Conversions	2,000
Direct Bill - WDS Permitting, Hydrogeologic Analysis, etc.	26,000
Direct Bill - Legal Reimbursement	16,000
Total Reimbursements	<u>\$3,864,800</u>

EXHIBIT 18-B

**Monterey Peninsula Water Management District
Analysis of Reserves
Fiscal Year 2018-2019 Budget**

<u>Estimated Reserves as of 06/30/2018</u>	Mitigation <u>Fund</u>	Water Supply <u>Fund</u>	Conservation <u>Fund</u>	<u>Totals</u>
Prepaid Expenses	\$0	\$0	\$0	\$0
Litigation/Insurance Reserve	66,740	171,354	11,906	250,000
Capital Equipment Reserve	236,401	25,966	69,633	332,000
Flood/Drought Reserve	328,944	0	0	328,944
Debt Reserve	0	221,214	0	221,214
General Operating Reserve	1,815,009	5,610,213	2,150,227	9,575,449
Totals	<u>\$2,447,094</u>	<u>\$6,028,747</u>	<u>\$2,231,766</u>	<u>\$10,707,607</u>
 <u>Litigation/Insurance Reserve Analysis</u>				
06/30/2018 Balance (above)	\$66,740	\$171,354	\$11,906	\$250,000
Fiscal Year 2018-2019 Budgeted	0	0	0	0
06/30/2019 Budgeted Balance	<u>\$66,740</u>	<u>\$171,354</u>	<u>\$11,906</u>	<u>\$250,000</u>
 <u>Capital Equipment Reserve Analysis</u>				
06/30/2018 Balance (above)	\$236,401	\$25,966	\$69,633	\$332,000
Fiscal Year 2018-2019 Budgeted	67,050	17,650	15,300	100,000
06/30/2019 Budgeted Balance	<u>\$303,451</u>	<u>\$43,616</u>	<u>\$84,933</u>	<u>\$432,000</u>
 <u>Flood/Drought Reserve Analysis</u>				
06/30/2018 Balance (above)	\$328,944	\$0	\$0	\$328,944
Fiscal Year 2018-2019 Budgeted	0	0	0	0
06/30/2019 Budgeted Balance	<u>\$328,944</u>	<u>\$0</u>	<u>\$0</u>	<u>\$328,944</u>
 <u>Debt Reserve Analysis</u>				
06/30/2018 Balance (above)	\$0	\$221,214	\$0	\$221,214
Fiscal Year 2018-2019 Budgeted	0	0	0	0
06/30/2019 Budgeted Balance	<u>\$0</u>	<u>\$221,214</u>	<u>\$0</u>	<u>\$221,214</u>
 <u>General Operating Reserve Analysis</u>				
06/30/2018 Balance (above)	\$1,815,009	\$5,610,213	\$2,150,227	\$9,575,449
Fiscal Year 2018-2019 Carry-Over	(285,000)	(1,562,800)	(295,700)	(2,143,500)
Fiscal Year 2018-2019 Budgeted	112,100	83,000	57,200	252,300
06/30/2019 Budgeted Balance	<u>\$1,642,109</u>	<u>\$4,130,413</u>	<u>\$1,911,727</u>	<u>\$7,684,249</u>
Budgeted Reserves as of 06/30/2018	\$2,341,244	\$4,566,597	\$2,008,566	\$8,916,407

ORGANIZATION CHART

FY 2017-2018

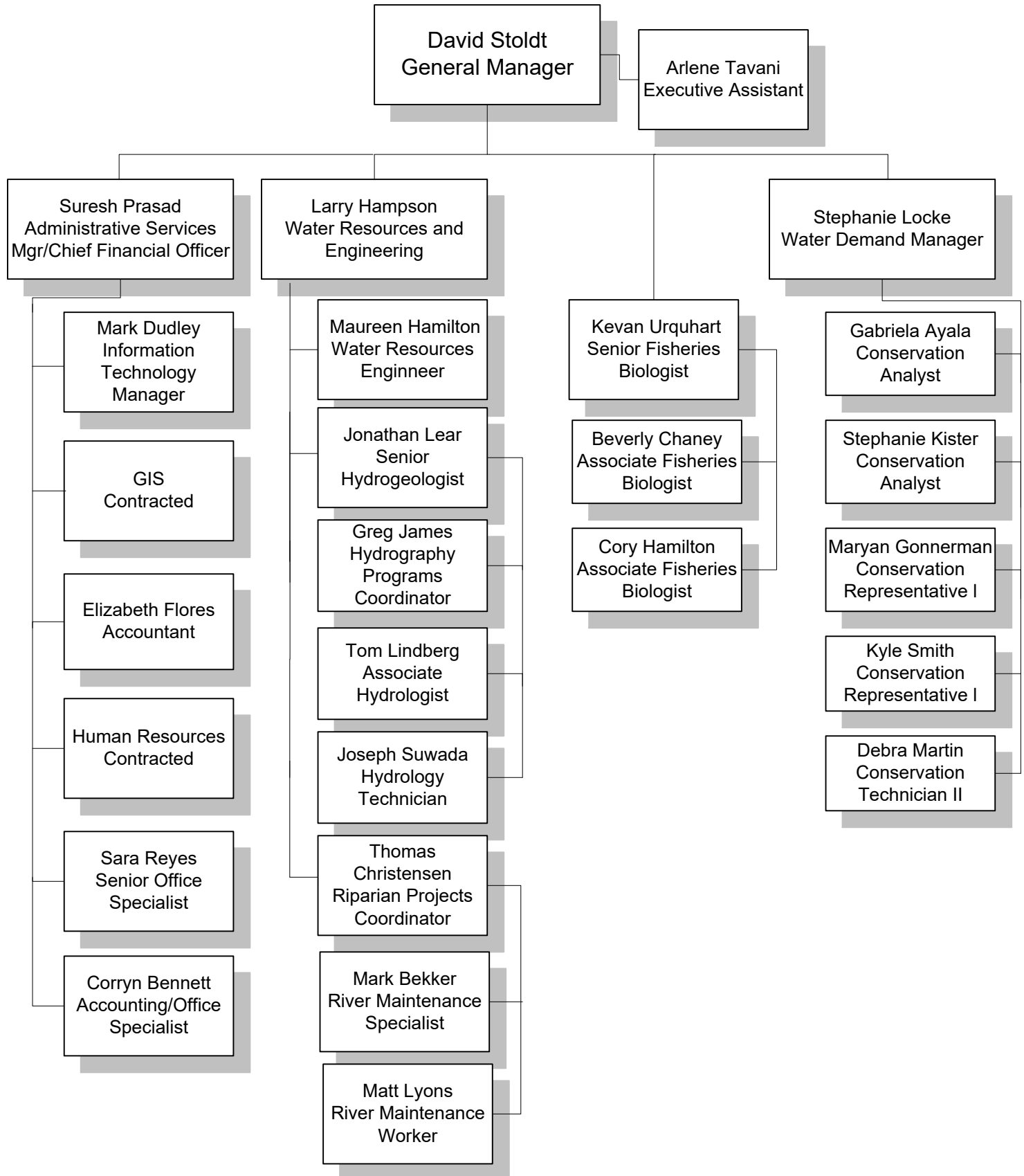


EXHIBIT 18-B

EXHIBIT 18-B

Monterey Peninsula Water Management District
Divisions
Fiscal Year 2018-2019 Budget

General Manager's Office

The General Manager's Office activities include strategic planning, oversight of divisional activities and execution, public outreach, coordination and oversight of budget and financial activities, management of the District's legal strategies, support for the Board of Directors and Committees. Priorities for the past and next fiscal year include development of a secure and reliable revenue stream and implementation of permanent water supply resources.

The services provided include general management of District activities on a day-to-day basis, strategic planning, program and activity evaluation, staff meetings and evaluations, meeting with jurisdictions and interest groups, regular interaction and direction with financial personnel, regular interaction and review of performance of District legal team, coordination of Board schedule and activities, preparation of Board packages and minutes.

Classification	FY 2016-17 Revised	FY 2017-18 Revised	FY 2018-19 Revised	FY 2018-19 Change
General Manager	1	1	1	0
Executive Assistant	1	1	1	0
Community Relations Liaison	0	0	0	0
TOTAL POSITIONS	2	2	2	0
TOTAL DISTRICT-WIDE POSITIONS	29	28	27	-1

EXHIBIT 18-B

Monterey Peninsula Water Management District
Divisions
Fiscal Year 2018-2019 Budget

General Manager's Office

	FY 2016-17 Revised	FY 2017-18 Revised	FY 2018-19 Revised	FY 2018-19 Change
<u>Personnel</u>				
Salaries	\$274,900	\$282,200	\$303,800	\$21,600
Retirement	50,800	58,000	71,500	13,500
Unemployment Compensation	0	0	0	-
Auto Allowance	6,000	6,000	6,000	-
Deferred Compensation	8,400	8,400	9,100	700
Temporary Personnel	0	0	0	-
Workers' Comp.	1,400	1,300	1,500	200
Employee Insurance	28,600	29,400	29,200	(200)
Medicare & FICA Taxes	4,100	4,200	4,400	200
Personnel Recruitment	0	0	0	-
Pre-Employment Physicals	0	0	0	-
Staff Development	4,000	4,900	4,900	-
Sub-total Personnel Costs	378,200	394,400	430,400	36,000
<u>Services & Supplies</u>				
Services & Supplies	175,400	240,500	242,000	1,500
Fixed Assets	-	-	-	-
Project Expenditures	392,900	515,000	720,000	205,000
Debt Service	-	-	-	-
Election Expense	-	-	-	-
Contingency	-	-	-	-
Sub-total	568,300	755,500	962,000	206,500
TOTAL EXPENDITURES	946,500	1,149,900	1,392,400	278,500

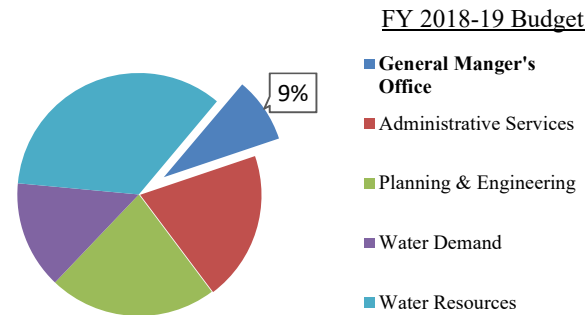
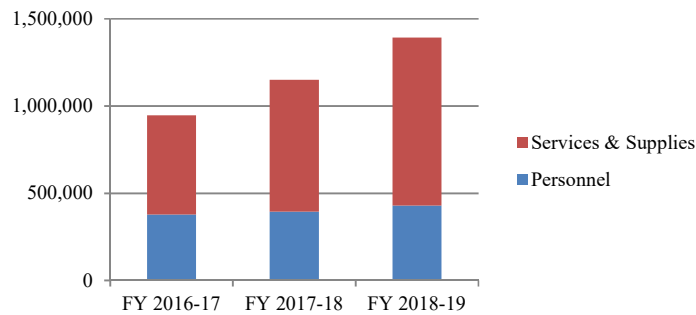


EXHIBIT 18-B

Monterey Peninsula Water Management District
Divisions
Fiscal Year 2018-2019 Budget

Administrative Services

The Administrative Services Department activities include revenue and debt management, procurement, payroll, safety, risk management, human resources, records management, rules and regulations updates and distribution, building services and repairs, administrative support for the Board of Directors, administrative work in support of District-wide program and activities, and information technology services.

The services provided include cash and investment management, day-to-day accounting operations for the District and Pebble Beach Reclamation Project, internal and external financial reporting, grant administration, debt administration, overseeing District's financial obligations, management of assets, payroll administration, acquisition and payment of all goods and services, financial aspect of risk management, administering safety training programs, accident investigation, recruitment, selection, development and maintenance of personnel policies and procedures, employee development/training, employee recognition, legal issues and labor relations activities, and fulfilling public records requests. Additional services provided are the administration of benefit programs, overseeing workers compensation and ensuring compliance with DMV requirements. This department also maintains the District wide records management program, the repair & maintenance and improvements of the District's information and communication technology systems.

Classification	FY 2016-17 Revised	FY 2017-18 Revised	FY 2018-19 Revised	FY 2018-19 Change
Administrative Services Manager/CFO	1	1	1	0
Information Technology Manager	1	1	1	0
GIS Specialist (Contracted)	1	0.5	0.5	0
Accountant	1	1	1	0
Human Resources Analyst (Contracted)	1	0.5	0.5	0
Senior Office Specialist	1	1	1	0
Accounting/Office Specialist	1	1	1	0
TOTAL POSITIONS	7	6	6	0
TOTAL DISTRICT-WIDE POSITIONS	29	28	27	-1

EXHIBIT 18-B

Monterey Peninsula Water Management District
Divisions
Fiscal Year 2018-2019 Budget

Administrative Services

	FY 2016-17 Revised	FY 2017-18 Revised	FY 2018-19 Revised	FY 2018-19 Change
<u>Personnel</u>				
Salaries	\$581,700	\$477,900	\$495,800	\$17,900
Retirement	99,200	78,800	92,200	13,400
Unemployment Compensation	3,000	3,000	3,000	-
Auto Allowance	0	0	0	-
Deferred Compensation	0	0	0	-
Temporary Personnel	1,200	8,000	35,000	27,000
Workers' Comp.	2,300	2,000	2,100	100
Employee Insurance	151,100	152,800	152,500	(300)
Medicare & FICA Taxes	12,200	10,600	10,100	(500)
Other Benefits	0	0	1,500	1,500
Personnel Recruitment	6,500	2,000	3,000	1,000
Pre-Employment Physicals	0	0	0	-
Staff Development	10,000	13,500	10,000	(3,500)
Sub-total Personnel Costs	867,200	748,600	805,200	56,600
<u>Services & Supplies</u>				
Services & Supplies	836,400	982,500	996,000	13,500
Fixed Assets	42,200	893,500	569,500	(324,000)
Project Expenditures	-	-	-	-
Debt Service	230,000	230,000	230,000	-
Election Expense	-	7,000	160,000	153,000
Reserves	849,650	5,220,500	352,300	(4,868,200)
Contingency	75,000	75,000	75,000	-
Sub-total	2,033,250	7,408,500	2,382,800	(5,025,700)
TOTAL EXPENDITURES	2,900,450	8,157,100	3,188,000	(4,912,500)

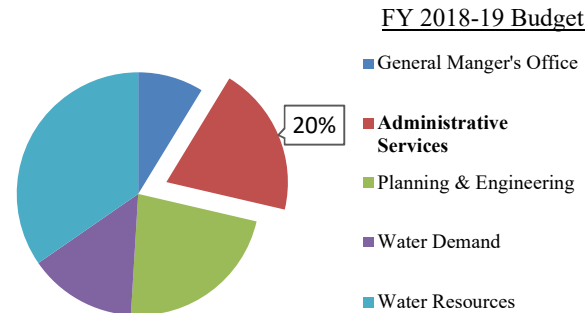
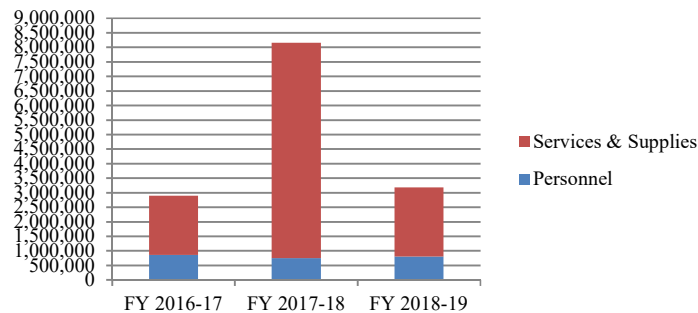


EXHIBIT 18-B

Monterey Peninsula Water Management District
Divisions
Fiscal Year 2018-2019 Budget

Planning & Engineering

The Planning and Engineering Division activities include review and investigation of proposed water supply projects, evaluation of proposed Carmel River water rights decisions, preservation of existing District water rights, coordination of Water Distribution System permits, implementation of portions of the Carmel River Mitigation Program, and coordination of water resource management throughout the District.

- Water Supply – Analysis of impacts and benefits of proposed water supply projects; review and completion of environmental compliance documents under the California Environmental Quality Act and National Environmental Policy Act); completion of Engineer’s Reports;
- Water Rights – Coordinate District review of proposed Carmel River water rights issued by the State Water Resources Control Board; track and preserve existing District water rights; prepare applications for changes to District water rights;
- Water Distribution System (WDS) permits – Review and process applications for WDS permits; make determinations of level of review; coordinate staff, consultant, and District Counsel work on WDS permits; prepare findings; issue WDS permits;
- Carmel River Mitigation Program – Conduct Carmel River restoration projects, including problem assessment, design, bid preparation, permit acquisition, construction management, and project monitoring; install, operate, and maintain high-volume irrigation systems along 15 miles of the lower Carmel River; monitor and assess streamside conditions; provide technical assistance to river front property owners; determine erosion potential; enforce District rules for the Carmel River; assist the Water Resources Division with steelhead rescues and Sleepy Hollow Steelhead Rearing Facility operations; provide technical analysis and advice to agencies responsible for Carmel River lagoon management;
- Integrated Regional Water Management (IRWM) – facilitate the development and implementation of a comprehensive IRWM Plan for the Monterey Peninsula region, including projects involving Carmel River resources, groundwater, recycled water, desalination, stormwater, flood control, ecosystem restoration, water conservation, and public recreation; conduct stakeholder outreach; prepare grant applications for specific projects; administer grant funds on behalf of the District and local area project proponents.

Classification	FY 2016-17 Revised	FY 2017-18 Revised	FY 2018-19 Revised	FY 2018-19 Change
Planning & Engineering Manager	1	1	1	0
Project Manager	1	0	0	0
Riparian Projects Coordinator	1	1	1	0
Water Resources Engineer	0	1	1	0
Environmental Program Specialist	1	1	1	0
River Maintenance Specialist	1	1	1	0
Field Biology Assistant (limited term)	0.5	0.5	0.5	0
TOTAL POSITIONS	5.5	5.5	5.5	0
TOTAL DISTRICT-WIDE POSITIONS	29	28	27	-1

EXHIBIT 18-B

Monterey Peninsula Water Management District
Divisions
Fiscal Year 2018-2019 Budget

Planning & Engineering

	FY 2016-17 Revised	FY 2017-18 Revised	FY 2018-19 Revised	FY 2018-19 Change
<u>Personnel</u>				
Salaries	\$479,400	\$508,500	\$530,100	\$21,600
Retirement	73,500	89,500	94,600	5,100
Unemployment Compensation	0	0	0	-
Auto Allowance	0	0	0	-
Deferred Compensation	0	0	0	-
Temporary Personnel	0	0	0	-
Workers' Comp.	18,200	19,300	20,100	800
Employee Insurance	69,300	71,300	70,500	(800)
Medicare & FICA Taxes	7,000	8,700	8,700	-
Personnel Recruitment	0	0	0	-
Pre-Employment Physicals	0			-
Staff Development	8,600	8,600	4,400	(4,200)
Sub-total Personnel Costs	656,000	705,900	728,400	22,500
<u>Services & Supplies</u>				
Services & Supplies	21,200	22,600	22,400	(200)
Fixed Assets	-	-	-	-
Project Expenditures	2,881,400	1,609,200	2,820,500	1,211,300
Debt Service				-
Election Expense				-
Contingency				-
Sub-total	2,902,600	1,631,800	2,842,900	1,211,100
TOTAL EXPENDITURES	3,558,600	2,337,700	3,571,300	1,256,100

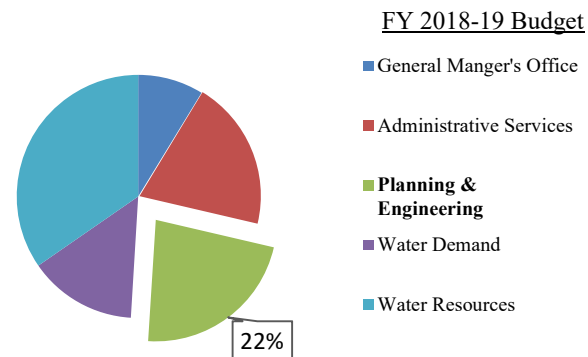
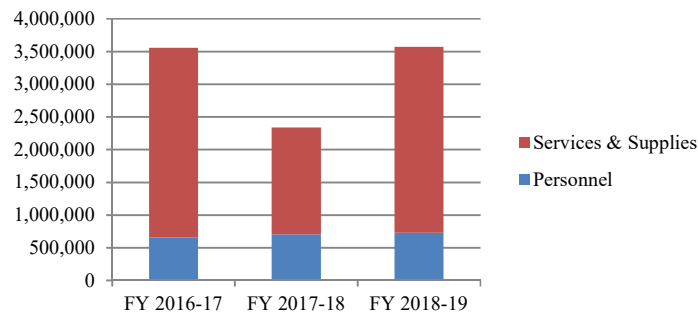


EXHIBIT 18-B

Monterey Peninsula Water Management District
Divisions
Fiscal Year 2018-2019 Budget

Water Demand

The Water Demand Division provides information and programs to achieve efficient water use and maximize available supplies. This is achieved through community education and outreach, development of incentives and training programs, and by implementing and enforcing permitting and conservation regulations, thereby reducing the community's need for potable water. The Water Demand Division strives to provide responsive and accurate customer service that exceeds the expectations of the people we serve.

Services include customer service related to permit review and processing, conservation program administration and reporting, site visits and inspections, water waste and rationing enforcement, rebate program administration, and data management and data systems design related to demand management. Other services include project and program coordination and training with eight local cities and county, local water purveyors, local and statewide agencies, builders, contractors, architects, Realtors and others. The Water Demand Division also reviews projects for environmental compliance related to water supply, collaborates with jurisdictions to develop and track efficiency standards and conditions for development projects, assists with ratemaking and proposes policies and programs to encourage and promote indoor and outdoor water efficiency, conservation, reuse, alternative water sources, and non-residential best management practices.

Classification	FY 2016-17 Revised	FY 2017-18 Revised	FY 2018-19 Revised	FY 2018-19 Change
Water Demand Manager	1	1	1	0
Conservation Analyst	0	2	2	0
Conservation Representative II	2	0	0	0
Conservation Representative I	2	2	2	0
Conservation Technician II	1	1	1	0
Data Entry (temporary)	1	1	0	-1
TOTAL POSITIONS	7	7	6	-1
TOTAL DISTRICT-WIDE POSITIONS	29	28	27	-1

EXHIBIT 18-B

Monterey Peninsula Water Management District
Divisions
Fiscal Year 2018-2019 Budget

Water Demand

	FY 2016-17 Revised	FY 2017-18 Revised	FY 2018-19 Revised	FY 2018-19 Change
<u>Personnel</u>				
Salaries	\$414,800	\$543,300	\$568,300	\$25,000
Retirement	62,900	90,500	107,200	16,700
Unemployment Compensation	0	0	0	-
Auto Allowance	0	0	0	-
Deferred Compensation	0	0	0	-
Temporary Personnel	40,000	45,000	0	(45,000)
Workers' Comp.	1,800	2,300	2,400	100
Employee Insurance	81,700	84,800	83,900	(900)
Medicare & FICA Taxes	6,100	7,900	8,300	400
Personnel Recruitment	0	0	0	-
Pre-Employment Physicals	0	0	0	-
Staff Development	7,500	11,400	10,500	(900)
Sub-total Personnel Costs	614,800	785,200	780,600	(4,600)
<u>Services & Supplies</u>				
Services & Supplies	42,400	47,600	39,100	(8,500)
Fixed Assets	73,300	0	5,000	5,000
Project Expenditures	1,391,700	1,240,900	1,473,100	232,200
Debt Service	0	0	0	-
Election Expense	0	0	0	-
Contingency	0	0	0	-
Sub-total	1,507,400	1,288,500	1,517,200	228,700
TOTAL EXPENDITURES	2,122,200	2,073,700	2,297,800	219,500

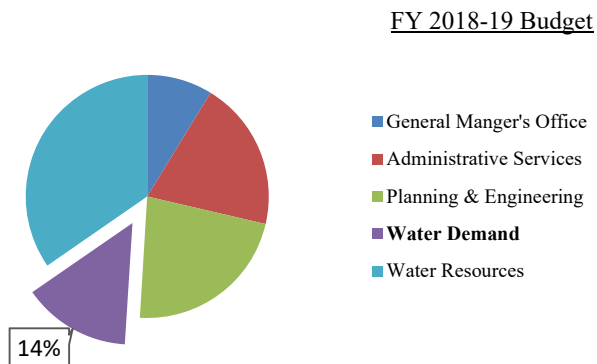
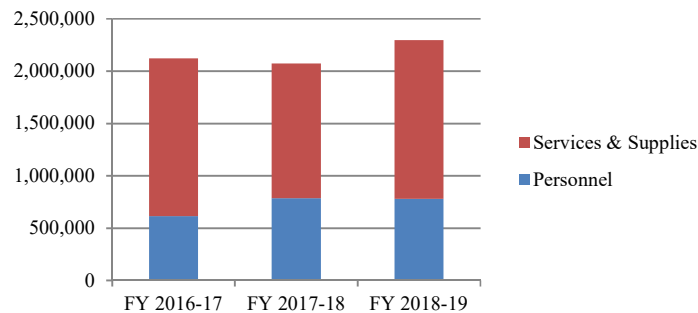


EXHIBIT 18-B

Monterey Peninsula Water Management District
Divisions
Fiscal Year 2018-2019 Budget

Water Resources

The Water Resources Division (WRD) is comprised of two staff functionary units, the Hydrologic unit and the Fisheries unit. Program responsibilities and services provided include surface and groundwater data collection and reporting programs, fishery protection activities in the Carmel River basin, quarterly water supply strategies and budgets for Cal-Am’s main and satellite water distribution systems, and the annual Carmel River Memorandum of Agreement among Cal-Am, CDFG and the District that governs reservoir releases to the lower Carmel River during the low-flow season. WRD staff coordinates closely with the Planning & Engineering and Water Demand Divisions on certain activities to more efficiently share internal staff resources and expertise.

Water Supply – Develop and implement plans for water supply augmentation projects; design, permit, construct, operate Seaside Basin ASR projects; analyze water supply project alternatives; operate water resources simulation models.

Fisheries Resource Program - Rescue stranded steelhead from the Carmel River; rear rescued fish at the Sleepy Hollow Rearing Facility (SHSRF); rescue downstream migrant smolts in spring and transport them to a holding facility or the ocean; prevent stranding of early fall and winter migrant juvenile steelhead; rescue steelhead kelts and transport them to a holding facility or the ocean; support future interagency captive brood-stock program for landlocked steelhead during successive years of drought; prepare designs, retain contractors and manage construction contracts for SHSRF projects.

Hydrologic Monitoring Program - Conduct: (a) precipitation monitoring, (b) streamflow monitoring, (c) reservoir and groundwater storage monitoring, (d) surface water and groundwater production monitoring,(e) surface water and groundwater quality monitoring, and (f) Carmel River lagoon water level, quality, bathymetric and habitat

Water Resources Management – Prepare quarterly water supply strategy budgets; participate in annual Carmel River Low Flow Memorandum of Agreement process; conduct monitoring and management functions as part of Seaside Basin Watermaster Monitoring & Management Plan; provide technical assistance and expert testimony on Cal-Am rate cases before the CPUC; prepare annual Mitigation Program reports.

Water Use and Permitting – Collect, analyze and report data from approximately 1,000 wells and other sources for annual District-wide water production summary; coordinate with Planning & Engineering and Water Demand Divisions on Water Distribution System permitting.

Classification	FY 2016-17 Revised	FY 2017-18 Revised	FY 2018-19 Revised	FY 2018-19 Change
Water Resources Manager	1	0	0	0
Senior Hydrogeologist	1	1	1	0
Hydrography Programs Coordinator	1	1	1	0
Associate Hydrogeologist	1	1	1	0
Hydrology Technician	0	1	1	0
Senior Fisheries Biologist	1	1	1	0
Associate Fisheries Biologist	1	1	1	0
Associate Fisheries Biologist	1	1	1	0
Water Resources Assistant (limited term)	0.5	0.5	0.5	0
TOTAL POSITIONS	7.5	7.5	7.5	0
TOTAL DISTRICT-WIDE POSITIONS	29	28	27	-1

EXHIBIT 18-B

Monterey Peninsula Water Management District
Divisions
Fiscal Year 2018-2019 Budget

Water Resources

	FY 2016-17 Revised	FY 2017-18 Revised	FY 2018-19 Revised	FY 2018-19 Change
<u>Personnel</u>				
Salaries	\$655,900	\$690,100	\$786,600	\$96,500
Retirement	121,200	132,700	163,400	30,700
Unemployment Compensation	0	0	0	-
Auto Allowance	0	0	0	-
Deferred Compensation	0	0	0	-
Temporary Personnel	0	0	0	-
Workers' Comp.	24,900	26,000	29,700	3,700
Employee Insurance	96,900	99,000	112,300	13,300
Medicare & FICA Taxes	12,100	12,700	13,100	400
Personnel Recruitment	0	0	0	-
Pre-Employment Physicals	0	0	0	-
Staff Development	4,600	5,000	4,800	(200)
Sub-total Personnel Costs	915,600	965,500	1,109,900	144,400
<u>Services & Supplies</u>				
Services & Supplies	33,200	31,400	30,600	(800)
Fixed Assets	0	0	25,000	25,000
Project Expenditures	2,084,100	2,332,500	4,374,300	2,041,800
Debt Service	0	0	0	-
Election Expense	0	0	0	-
Contingency	0	0	0	-
Sub-total	2,117,300	2,363,900	4,429,900	2,066,000
TOTAL EXPENDITURES	3,032,900	3,329,400	5,539,800	2,354,800

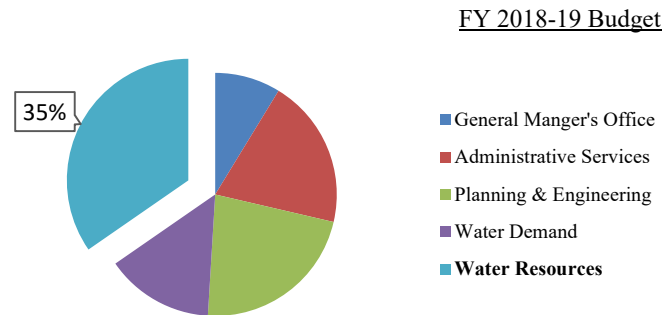
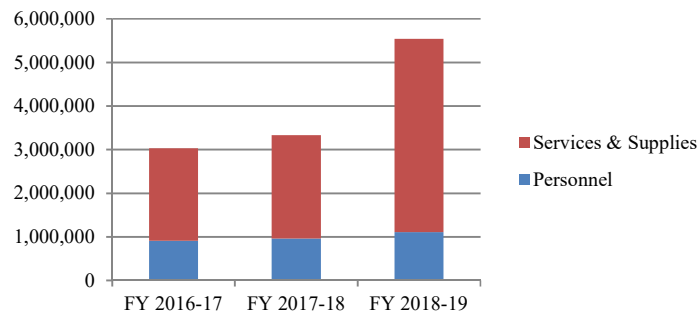


EXHIBIT 18-B



BUDGET PROCESS CALENDAR

FISCAL YEAR 2018-2019

<i>2018 Target Dates</i>	<i>Action</i>	<i>Responsibility</i>
April 22	Budget Memorandum and Forms Distributed	Administrative Services
April 30	Budget Request Forms Due to ASD	Division Managers
May 4	Budget Review Session	Team Management
May 11	Budget Review Session – Follow Up	Team Management
May 14	Draft Budget Distributed	Administrative Services
May 21	Proposed Budget Presented to Board	Board of Directors
June 18	Board Adopts Budget Board Sets Appropriation Limit	Board of Directors

EXHIBIT 18-B

Glossary

Article XIII (B):

Article XIII (B) is a section of the California State Constitution relating to the amount of a public entities tax revenues that may be expended in a given fiscal year. In the instance of the MPWMD, the article limits the amount of property tax revenue that may be spent in a fiscal year. It is calculated based upon the prior year's limit multiplied by a factor representing annual growth in population and consumer prices. The latter is furnished by the State Treasurer's Office. The calculation, required since the passage of Proposition 13 in 1978, is contained in each District budget and is identified as "Property Tax Appropriation."

Budget Assumptions:

The budget assumptions are generally accepted statements, which if untrue, would materially alter the financial planning and budget of the agency.

Capital Assets:

Capital assets are equipment and components that have a useful life greater than one year and with an initial, individual cost of more than \$1,000 for equipment and \$5,000 for facilities and improvements.

Contingency:

The contingency is a nominal amount budgeted for expenditure for unforeseen emergencies or special purposes requiring Board approval.

Designated Reserves:

Designated reserves are funds set aside by the Board for specific, restricted uses. Examples include capital equipment, litigation, flood/drought, and pre-paid expenses.

Expenditures:

Expenditures are associated with each operating fund, as well with each program category. Personnel costs, services and supplies, capital assets and project expenditures are the principal categories. A pie chart graphically shows percentages of expenditures by line item.

Fiscal Year:

The fiscal year is the twelve-month period beginning July 1 and ending June 30 of the following year. The District uses the fiscal year as the basis for reporting financial information a twelve-month accounting period.

General Operating Reserves:

General operating reserves are the balances in each operating fund of the District that remain after all budgeted expenses are paid. Normally, the general operating reserve balance is carried forward from one fiscal year to the next. The value is verified annually by the independent auditor and reported in the annual audit report.

Labor Allocation by Operating Funds:

The Labor Allocation by Operating Funds is a budget schedule that relates employee output to the three operating funds. It shows the output of each employee as a percentage of total time by

EXHIBIT 18-B

operating fund. This percentage is used throughout the budget as the basis of allocating general and administrative (overhead) costs to the operating funds.

Labor Allocation by Program Category:

The Labor Allocation by Program Category is a budget schedule that relates employee output to the budgeted program categories. It shows the output of each employee as a percentage of total time by program category. This percentage is used throughout the budget as the basis of allocating general and administrative (overhead) costs to the program categories.

Mitigation Revenue:

This is the revenue derived from the Agreement for Carmel River Mitigation Program between California American Water and Monterey Peninsula Water Management District.

Program Categories:

Program Categories are major service programs that have been identified. All expenditures, including labor costs, are allocated to each program category in order to identify what each program actually costs.

Project Expenditures:

The Summary of Project Expenditures is a listing of costs for the coming year that are projected as a result of specific projects and programs carried-out by the staff, consultants and contractors. Project expenditures do not include staff compensation for regular employees.

Reimbursement Revenues:

Reimbursement revenues are received from various sources and allocated to offset expenditures related to the revenue source. These reimbursements received by the District are for projects carried-out by the District. Some of these reimbursements include grants, Cal-Am Water Conservation & Rebate Program funds, ASR operations reimbursement, direct-billed reimbursements, etc. All of the reimbursement revenues collected within the fiscal year is related to the expenses in the same fiscal year.

Revenues:

Revenues are derived from various sources and allocated to each operating fund. Property taxes, permits fees, water connection charges, water supply charge, mitigation program revenue, user fees, interest on investments, reimbursements to the District for projects carried-out by the District and grants are the principal revenue sources. Revenues may include a portion of the prior-year fund balance used to offset expenditures. A pie chart graphically shows percentages of revenues according to source.

User Fees:

The User Fee is a percentage of Cal-Am ratepayers water bill that is collected and remitted by Cal-Am monthly. The proceeds of the User Fee have been used to support the District's environmental mitigation, conservation and rationing, water supply, and any other purposes.

Water Supply Charge:

The Water Supply Charge is a rate or charge that funds costs related to the provision of water. This annual charge raised by the District, 100% of which will support District water supply activities, including capital acquisition and operational costs for Aquifer Storage and Recovery, Groundwater Replenishment, and related water supply purposes for the general benefit of the District as a whole.