



Fiscal Year 2019-2020 Budget

May 20, 2019



2019-2020 BUDGET

TABLE OF CONTENTS

RESOLUTION 1

TRANSMITTAL LETTER 3

DISTRICT MISSION AND VISION STATEMENTS 6

EXPENDITURES:

 EXPENDITURE SUMMARY CHART 7

 EXPENDITURES COMPARISON BY YEAR..... 8

 EXPENDITURES BY OPERATING FUND..... 9

 LABOR ALLOCATION BY OPERATING FUNDS 10

 EXPENDITURES BY DIVISION 11

 PROJECT EXPENDITURES 12

 CAPITAL IMPROVEMENT PLAN..... 16

 CAPITAL ASSET PURCHASES..... 17

 CAPITAL ASSET REPLACEMENT/REPAIR SCHEDULE 18

REVENUES:

REVENUES SUMMARY CHART..... 19

REVENUES COMPARISON BY YEAR 20

REVENUES BY OPERATING FUND 21

REIMBURSABLE AMOUNTS AND GRANTS 22

ANALYSIS OF RESERVES 23

ORGANIZATION CHART 24

DIVISIONAL BUDGET:

GENERAL MANAGER’S OFFICE 25

ADMINISTRATIVE SERVICES 27

PLANNING & ENGINEERING 29

WATER DEMAND..... 31

WATER RESOURCES 33

BUDGET CALENDAR 35

GLOSSARY 36



RESOLUTION NO. 2019-06

**A RESOLUTION OF THE BOARD OF DIRECTORS OF THE
MONTEREY PENINSULA WATER MANAGEMENT DISTRICT
ADOPTING THE BUDGET FOR FISCAL YEAR 2019-2020**

WHEREAS, the General Manager has proposed a budget for Fiscal Year 2019-2020, a copy of which is on file at the District’s office.

WHEREAS, the Board of Directors has examined, and deliberated on, the budget during meetings held on May 20, 2019 and June 17, 2019.

NOW, THEREFORE BE IT RESOLVED by the Board of Directors of the Monterey Peninsula as follows:

1. That the said budget as approved at the June 17, 2019 Board of Directors Meeting is hereby approved and adopted as the budget for the Monterey Peninsula Water Management District for Fiscal Year 2019-2020.
2. That the General Manager may delegate the authority to implement this resolution to the Administrative Services Manager/Chief Financial Officer.
3. That the General Manager is authorized and directed to transfer funds from one activity to another within a given fund, and from one Division to another Division, as such times are appropriate, in accordance with generally-accepted accounting principles and consistent with the objectives outlined in the approved budget.
4. That any contract for professional services, or other expenditures for procuring equipment, supplies or services, included in the budget that exceeds \$15,000 shall be executed by the General Manager only upon approval by the Board of Directors at a meeting of the Board of Directors.

On a motion by Director _____ and seconded by Director _____ the foregoing resolution is duly adopted this 17th day of June 2019 by the following votes:

Ayes:
Nays:
Absent:

I, David J. Stoldt, Secretary to the Board of Directors of the Monterey Peninsula Water Management District, hereby certify that the foregoing is a resolution duly adopted on the 17th day of June 2019.

Witness my hand and seal of the Board of Directors this 17th day of June 2019.

David J. Stoldt
Secretary to the Board

June 17, 2019

Chairperson Evans and Board Members
 Monterey Peninsula Water Management District
 5 Harris Court, Building G
 Monterey, California 93940

Dear Chairperson Evans and Board Members:

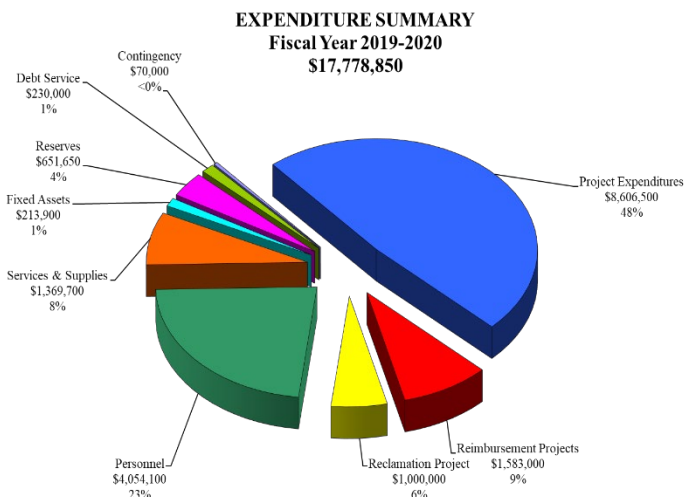
Budget Overview

This letter transmits the recommended budget for Fiscal Year (FY) 2019-2020. While preparing the budget, District staff was mindful of the continuing uncertain economic conditions as well as the current status of the District’s existing funding sources, including the user fee revenue. In preparing this year’s budget, staff adhered to the strategy to adopt balanced budgets as directed by the Board of Directors in 2005. The FY 2019-2020 Budget does include use of reserves in order to maintain District programs and services, and it does assume continued collection of the previously adopted Water Supply Charge. This budget also includes continued collection of the User Fee revenue from ratepayers of California American Water.

After compilation of the original requests from all Divisions, a detailed review, and several adjustments by Division Managers and the General Manager, culminated this budget with proposed expenditures and revenues for FY 2019-2020 totaling \$17,778,850, of which \$1,646,000 or 9% includes reimbursement funds from grants, California American Water ratepayers and other agencies.

Expenditures

As shown in the graph on the right and in the expenditures portion of the FY 2019-2020 Budget, the budgeted expenditures of \$17,778,850 slightly less from the amount budgeted in FY 2018-2019. The project expenditures portion of the budget includes \$7,177,800 towards water supply projects Aquifer Storage Recovery 1 & 2, Pure Water Monterey (Groundwater Replenishment Project), Local Water Projects, and other Water Supply Projects), \$1,047,700 towards mitigation projects, \$338,000 towards non-reimbursable conservation & rebate



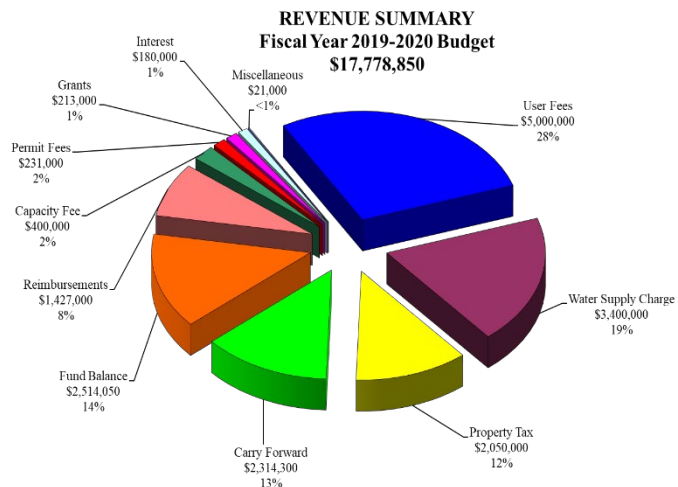
program activities, and \$1,626,000 towards reimbursement project costs. The reimbursable project expenditure budget includes funds for the operation of ASR 1 & 2, Los Padres Dam Alternative Study, Sleepy Hollow Intake construction, grant funded projects, and conservation rebate program costs. The budget was prepared with the assumption that Cal-Am would continue to reimburse the District for the operation of ASR 1 & 2.

Other large project expenditures include \$133,500 for riparian and erosion control activities, \$859,200 for the operation of the Sleepy Hollow fish rearing facility and related fish rescue activities, \$119,300 for lagoon and hydrologic monitoring, \$338,000 for conservation related activities, and \$700,000 for water conservation rebates. The rebate amount is reimbursable by Cal-Am ratepayers. The expenditure budget also includes \$275,000 for design, permitting, construction and operation of a new fish counting weir for fisheries program.

The budget for legal expenses is \$400,000 which is maintained at the same level from last fiscal year. The budget also assumes payment of \$230,000 for debt service (interest and principal) towards the Rabobank ASR loan. The budget also includes \$213,900 for fixed assets purchases. The FY 2019-2020 Budget also includes a Capital Improvement Project Forecast as requested by the Board of Directors in 2005.

Revenues

The FY 2019-2020 revenue budget totals \$17,778,850 which is slightly less from the amount budgeted in FY 2018-2019. This budget assumes collection of the previously adopted Water Supply Charge for FY 2019-2020. This budget also includes continued collection of the User Fee revenue in the amount of \$5,000,000 from ratepayers of California American Water. This User Fee revenue projection is based on an estimated collection of revenues by California American Water. Property tax revenues are projected to be \$2,050,000 which is slightly higher than the amount budgeted in FY 2018-2019 as property values have been increasing over the last few years. Capacity Fees are estimated to be \$400,000, permit revenues are budgeted at \$231,000 are both projected at the same level as prior fiscal year. Projected revenues also include reimbursements of \$484,700 from Cal-Am for ASR 1 and ASR 2 operational costs, \$700,000 from Cal-Am ratepayers for rebates, \$35,000 for services provided to the Seaside Basin Watermaster, and \$213,000 in grant funds for projects as detailed in the expenditure section of the budget.



Reserves

The following table summarizes the ending balances in the reserve accounts. There are changes to reserve balances as a result of the proposed budget:

Reserve Description	Projected Balance 06/30/19	FY 2019-2020 Change	Projected Balance 06/30/20
Insurance/Litigation Reserve	\$250,000	\$0	\$250,000
Flood/Drought Reserve	328,944	0	328,944
Capital Equipment Reserve	532,000	21,000	511,000
Debt Reserve Fund	221,656	0	221,656
Pension Reserve Fund	100,000	100,000	200,000
OPEB Reserve Fund	100,000	100,000	200,000
General Operating Reserve	16,855,765	(4,426,200)	12,429,565
Totals	\$18,388,365	(\$4,205,200)	\$14,183,165

As the above table indicates the total reserve is expected to have a balance of approximately \$14,183,165, or 88% of the operating budget. The reserve change column has carry-over in the amount of \$2,314,300 and \$2,111,900 use in reserves for the current fiscal year. The current year also includes \$200,000 set aside for pension/other post-employment benefit reserve accounts. The carry-over is money that was not spent in prior fiscal year for projects and so the projects are rolled forward to the current fiscal year.

Summary

The 2019-2020 Budget was prepared using the strategies adopted in 2005 by the Board of Directors to adopt balanced budgets on an annual basis. The FY 2019-2020 Budget does include use of reserves to balance the budget. This budget assumes continued collection of the District's three main sources of revenues (Water Supply Charge, User Fee, and Property Tax), which will allow the District to maintain its service levels currently provided by the District, and sustain its ability to achieve the objectives in the District's Strategic Plan, including Mission and Vision Statements. The District Management Team would like to thank the Board of Director's and other District employees for their contributions and participation in the development of the FY 2019-2020 Budget. They have made contribution to the development of the budget under difficult circumstances and we acknowledge their efforts. As always, this challenging process has produced an excellent document worthy of recognition.

Respectfully submitted:

David J. Stoldt
General Manager

Suresh Prasad
Administrative Services Manager/
Chief Financial Officer



MISSION STATEMENT

The mission of the Monterey Peninsula Water Management District is to promote or provide for long-term sustainable water supply, and to manage and protect water resources for the benefit of the community and the environment.

VISION STATEMENT

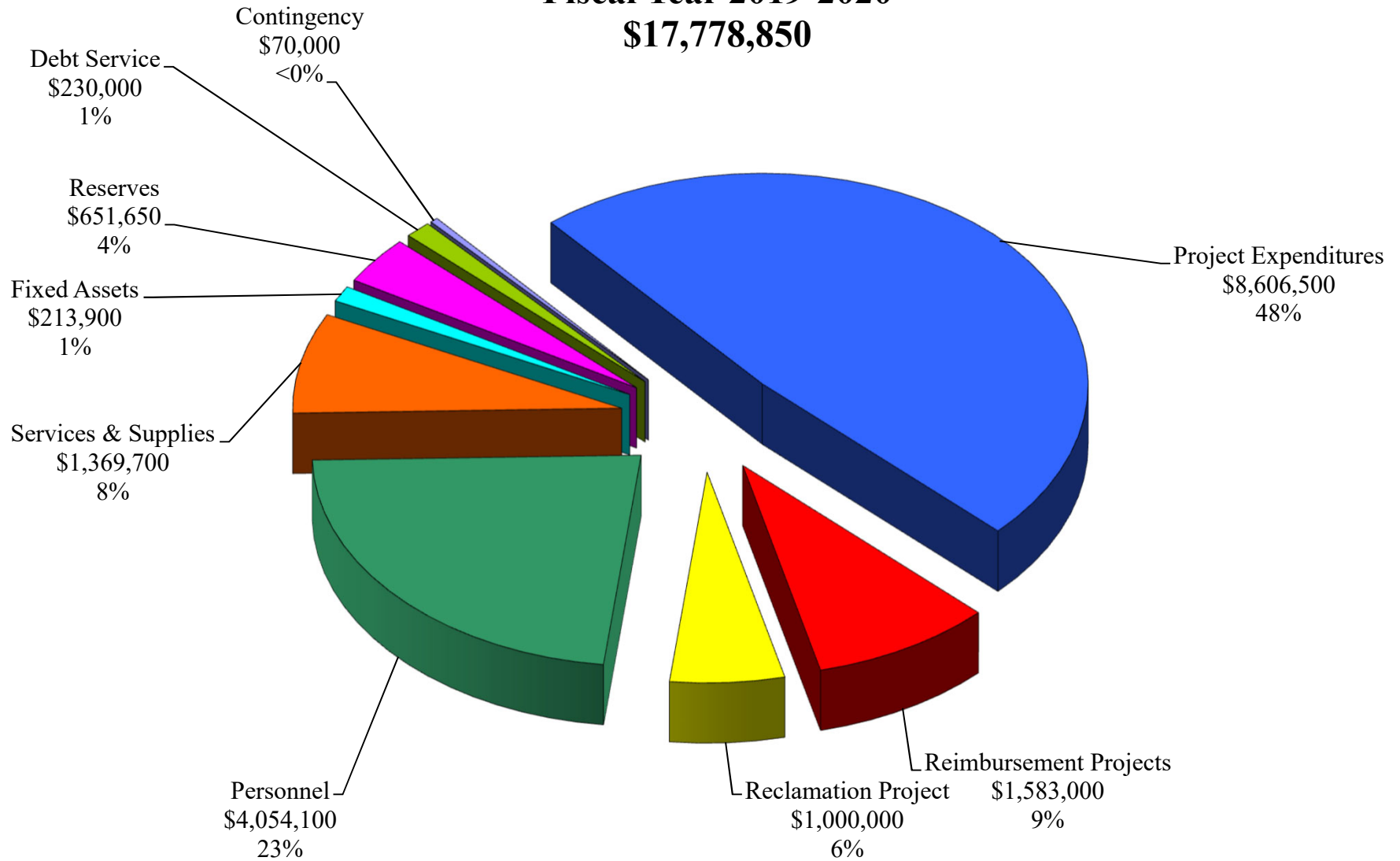
The MPWMD:

- 1) will strive to ensure a public role in development, ownership, and oversight of water supply solutions in collaboration with private or other public entities, resulting in sustainable, legal, affordable, and environmentally responsible water supply, consistent with adopted general plans;*
- 2) shall carry out its leadership role in water resource management in a fiscally responsible and professional manner.*

EXPENDITURE SUMMARY

Fiscal Year 2019-2020

\$17,778,850



**Monterey Peninsula Water Management District
Expenditures Comparison by Year
Fiscal Year 2019-2020 Budget**

	FY 2017-2018 <u>Revised</u>	FY 2018-2019 <u>Revised</u>	FY 2019-2020 <u>Proposed</u>	Change From <u>Previous Year</u>	Percentage <u>Change</u>
<u>PERSONNEL</u>					
Salaries	\$2,502,000	\$2,668,600	\$2,754,600	\$86,000	3.22%
Retirement	449,500	528,900	593,500	64,600	12.21%
Unemployment Compensation	3,000	3,000	3,000	0	0.00%
Auto Allowance	6,000	6,000	6,000	0	0.00%
Deferred Compensation	8,400	9,100	9,400	300	3.30%
Temporary Personnel	53,000	73,000	55,100	(17,900)	-24.52%
Workers Comp. Ins.	50,900	55,800	71,300	15,500	27.78%
Employee Insurance	437,300	448,400	479,100	30,700	6.85%
Medicare & FICA Taxes	44,100	44,600	49,100	4,500	10.09%
Personnel Recruitment	2,000	3,000	3,000	0	0.00%
Other Benefits	0	1,500	1,500	0	0.00%
Staff Development	43,400	34,600	28,500	(6,100)	-17.63%
Subtotal	\$3,599,600	\$3,876,500	\$4,054,100	\$177,600	4.58%
<u>SERVICES & SUPPLIES</u>					
Board Member Comp	\$45,400	\$34,000	\$33,900	(\$100)	-0.29%
Board Expenses	8,000	5,000	5,100	100	2.00%
Rent	23,200	23,200	23,200	-	0.00%
Utilities	38,800	33,000	33,200	200	0.61%
Telephone	45,600	55,600	50,700	(4,900)	-8.81%
Facility Maintenance	42,800	41,200	41,200	-	0.00%
Bank Charges	4,000	4,000	3,900	(100)	-2.50%
Office Supplies	20,600	17,000	17,400	400	2.35%
Courier Expense	8,100	8,000	6,100	(1,900)	-23.75%
Postage & Shipping	6,400	6,700	6,800	100	1.49%
Equipment Lease	14,000	14,000	13,900	(100)	-0.71%
Equip. Repairs & Maintenance	7,500	7,000	7,000	-	0.00%
Printing/Duplicating/Binding	9,400	500	500	-	0.00%
IT Supplies/Services	100,000	130,000	150,000	20,000	15.38%
Operating Supplies	19,200	19,100	16,900	(2,200)	-11.52%
Legal Services	400,000	400,000	400,000	-	0.00%
Professional Fees	351,500	358,000	360,600	2,600	0.73%
Transportation	26,600	34,000	35,000	1,000	2.94%
Travel	34,600	26,600	31,100	4,500	16.92%
Meeting Expenses	6,900	6,700	6,100	(600)	-8.96%
Insurance	45,000	52,000	65,100	13,100	25.19%
Legal Notices	3,700	3,100	3,100	-	0.00%
Membership Dues	34,600	35,700	33,400	(2,300)	-6.44%
Public Outreach	5,700	2,500	2,500	-	0.00%
Assessors Administration Fee	20,000	20,000	20,000	-	0.00%
Miscellaneous	3,000	3,000	3,000	-	0.00%
Subtotal	\$1,324,600	\$1,339,900	\$1,369,700	\$29,800	2.22%
FIXED ASSETS	893,500	574,500	213,900	(\$360,600)	-62.77%
<u>PROJECT EXPENDITURES</u>					
Water Supply	2,050,500	2,882,500	7,177,800	4,295,300	149.01%
Mitigation	715,400	1,523,600	1,090,700	(432,900)	-28.41%
Conservation	751,300	550,500	338,000	(212,500)	-38.60%
Reimbursement Projects	2,180,400	3,628,500	1,583,000	(2,045,500)	-56.37%
DEBT SERVICE	230,000	230,000	230,000	0	0.00%
FLOOD/DROUGHT RESERVE	0	0	0	0	0.00%
CAPITAL EQUIP. RESERVE	188,000	200,000	49,500	(150,500)	-75.25%
GENERAL FUND BALANCE	5,032,500	1,562,000	402,150	(1,159,850)	-74.25%
PENSION RESERVE	0	100,000	100,000	0	0.00%
OPEB RESERVE	0	100,000	100,000	0	0.00%
RECLAMATION PROJECT	0	0	1,000,000	1,000,000	100.00%
ELECTION EXPENSE	7,000	160,000	0	(160,000)	-100.00%
CONTINGENCY	75,000	75,000	70,000	(5,000)	-6.67%
EXPENDITURE TOTAL	\$17,047,800	\$16,803,000	\$17,778,850	\$975,850	5.81%

**Monterey Peninsula Water Management District
Expenditures by Operating Fund
Fiscal Year 2019-2020 Budget**

	Mitigation	Water Supply	Conservation	Total
<u>PERSONNEL</u>				
Salaries	\$1,067,100	\$997,300	\$690,200	\$2,754,600
Retirement	229,200	225,000	139,300	593,500
Unemployment Compensation	1,200	1,000	800	3,000
Auto Allowance	900	3,600	1,500	6,000
Deferred Compensation	1,400	5,600	2,400	9,400
Temporary Personnel	22,600	18,200	14,300	55,100
Workers Comp. Ins.	40,700	26,800	3,800	71,300
Employee Insurance	196,600	154,500	128,000	479,100
Medicare & FICA Taxes	19,500	18,600	11,000	49,100
Personnel Recruitment	1,200	1,000	800	3,000
Other Benefits	600	500	400	1,500
Staff Development	9,100	8,300	11,100	28,500
Subtotal	\$1,590,100	\$1,460,400	\$1,003,600	\$4,054,100
<u>SERVICES & SUPPLIES</u>				
Board Member Comp	13,900	11,200	8,800	33,900
Board Expenses	2,100	1,700	1,300	5,100
Rent	10,700	9,900	2,600	23,200
Utilities	13,700	11,200	8,300	33,200
Telephone	20,600	17,300	12,800	50,700
Facility Maintenance	17,000	13,800	10,400	41,200
Bank Charges	1,600	1,300	1,000	3,900
Office Supplies	7,000	5,800	4,600	17,400
Courier Expense	2,500	2,000	1,600	6,100
Postage & Shipping	2,800	2,300	1,700	6,800
Equipment Lease	5,700	4,600	3,600	13,900
Equip. Repairs & Maintenance	2,900	2,300	1,800	7,000
Printing/Duplicating/Binding	200	200	100	500
IT Supplies/Services	61,500	49,500	39,000	150,000
Operating Supplies	2,200	2,100	12,600	16,900
Legal Services	120,000	220,000	60,000	400,000
Professional Fees	147,900	119,100	93,600	360,600
Transportation	15,700	15,500	3,800	35,000
Travel	9,400	8,000	13,700	31,100
Meeting Expenses	2,500	2,100	1,500	6,100
Insurance	26,700	21,500	16,900	65,100
Legal Notices	1,300	1,200	600	3,100
Membership Dues	11,700	9,400	12,300	33,400
Public Outreach	1,000	800	700	2,500
Assessors Administration Fee	5,800	8,500	5,700	20,000
Miscellaneous	1,200	1,000	800	3,000
Subtotal	\$507,600	\$542,300	\$319,800	\$1,369,700
FIXED ASSETS	101,400	61,600	50,900	213,900
PROJECT EXPENDITURES				0
Water Supply	160,000	6,905,800	112,000	7,177,800
Mitigation	1,035,350	55,350	0	1,090,700
Conservation	0	0	338,000	338,000
Reimbursement Projects	321,300	555,700	706,000	1,583,000
DEBT SERVICE	0	230,000	0	230,000
CAPITAL EQUIP. RESERVE	29,000	11,100	9,400	49,500
GENERAL FUND BALANCE	360,050	0	42,100	402,150
PENSION RESERVE	41,000	33,000	26,000	100,000
OPEB RESERVE	41,000	33,000	26,000	100,000
RECLAMATION PROJECT	0	1,000,000	0	1,000,000
ELECTION EXPENSE	0	0	0	0
CONTINGENCY	28,700	23,100	18,200	70,000
EXPENDITURE TOTAL	\$4,215,500	\$10,911,350	\$2,652,000	\$17,778,850

**Monterey Peninsula Water Management District
Labor Allocation by Operating Funds
Fiscal Year 2019-2020**

	<u>Mitigation</u>	<u>Water Supply</u>	<u>Conservation</u>	<u>Total</u>
<u>General Manager's Office</u>				
General Manager	15%	60%	25%	100%
Executive Assistant	25%	50%	25%	100%
<u>Administrative Services</u>				
ASD Mgr/CFO	33%	34%	33%	100%
Accountant	33%	34%	33%	100%
Contract Administrator	33%	34%	33%	100%
Human Resources Analyst	33%	34%	33%	100%
Office Services Supervisor	33%	34%	33%	100%
Accounting/Office Speaciliat	33%	34%	33%	100%
Information Technology Manager	33%	34%	33%	100%
GIS Specialist	33%	34%	33%	100%
<u>Water Resources</u>				
Water Reources Manager	10%	90%	0%	100%
Distict Engineer - Contract	50%	50%	0%	100%
Water Resources Engineer	25%	75%	0%	100%
Water Resources Engineer	25%	75%	0%	100%
Hydrography Prog Coordinator	90%	10%	0%	100%
Associate Hydrologist	8%	92%	0%	100%
Hydrology Technician	50%	50%	0%	100%
<u>Water Demand</u>				
Water Demand Manager	0%	20%	80%	100%
Conservation Analyst	0%	75%	25%	100%
Conservation Analyst	0%	25%	75%	100%
Conservation Rep I	0%	0%	100%	100%
Conservation Rep II	0%	0%	100%	100%
Conservation Technician	0%	0%	100%	100%
<u>Environmental Resources</u>				
Environmental Resources Manager	80%	20%	0%	100%
Senior Fisheries Biologist	95%	5%	0%	100%
Associate Fisheries Biologist	100%	0%	0%	100%
Associate Fisheries Biologist	100%	0%	0%	100%
Asst. Fisheries Biologist	100%	0%	0%	100%
River Maintenance Specialist	90%	10%	0%	100%
Environmental Programs Specialist	100%	0%	0%	100%
Average Percentage	41%	33%	26%	100%

**Monterey Peninsula Water Management District
Expenditures by Division
Fiscal Year 2019-2020 Budget**

	General Manager's <u>Office</u>	Administrative <u>Services</u>	Water <u>Resources</u>	Water <u>Demand</u>	Environmental <u>Resources</u>	<u>Total</u>
PERSONNEL						
Salaries	\$311,600	\$540,300	\$712,100	\$561,400	\$629,200	\$2,754,600
Retirement	92,700	117,300	125,900	115,000	142,600	593,500
Unemployment Compensation	0	3,000	0	0	0	3,000
Auto Allowance	6,000	0	0	0	0	6,000
Deferred Compensation	9,400	0	0	0	0	9,400
Temporary Personnel	0	55,100	0	0	0	55,100
Workers' Comp.	1,800	3,000	33,800	3,000	29,700	71,300
Employee Insurance	30,800	166,500	89,500	88,800	103,500	479,100
Medicare & FICA Taxes	4,600	10,700	14,800	8,200	10,800	49,100
Personnel Recruitment	0	3,000	0	0	0	3,000
Other Benefits	0	1,500	0	0	0	1,500
Staff Development	5,100	5,500	4,800	8,300	4,800	28,500
Subtotal	\$462,000	\$905,900	\$980,900	\$784,700	\$920,600	\$4,054,100
SERVICES & SUPPLIES						
Board Member Comp	\$0	\$33,900	\$0	\$0	\$0	33,900
Board Expenses	5,100	0	0	0	0	5,100
Rent	0	10,000	6,600	0	6,600	23,200
Utilities	0	32,000	600	0	600	33,200
Telephone	1,500	40,000	2,600	2,000	4,600	50,700
Facility Maintenance	0	40,000	600	0	600	41,200
Bank Charges	0	3,900	0	0	0	3,900
Office Supplies	800	15,100	400	500	600	17,400
Courier Expense	0	6,100	0	0	0	6,100
Postage & Shipping	300	6,100	400	0	0	6,800
Equipment Lease	0	13,900	0	0	0	13,900
Equip. Repairs & Maintenance	0	7,000	0	0	0	7,000
Printing/Duplicating/Binding	500	0	0	0	0	500
IT Supplies/Services	0	150,000	0	0	0	150,000
Operating Supplies	500	2,000	400	12,000	2,000	16,900
Legal Services	0	400,000	0	0	0	400,000
Professional Fees	185,100	175,100	0	0	400	360,600
Transportation	0	3,000	17,000	3,000	12,000	35,000
Travel	12,000	6,100	2,000	9,000	2,000	31,100
Meeting Expenses	2,000	3,900	0	0	200	6,100
Insurance	0	65,100	0	0	0	65,100
Legal Notices	500	2,000	600	0	0	3,100
Membership Dues	27,000	1,000	0	5,000	400	33,400
Public Outreach	2,500	0	0	0	0	2,500
Assessors Administration Fee	0	20,000	0	0	0	20,000
Miscellaneous	500	2,500	0	0	0	3,000
Subtotal	\$238,300	\$1,038,700	\$31,200	\$31,500	\$30,000	\$1,369,700
FIXED ASSETS	0	186,400	0	2,500	25,000	213,900
PROJECT EXPENDITURES						
Water Supply	1,650,000	0	5,180,300	0	347,500	7,177,800
Mitigation	0	0	288,300	0	802,400	1,090,700
Conservation	0	0	0	338,000	0	338,000
Reimbursement Projects	0	0	740,700	706,000	136,300	1,583,000
DEBT SERVICE	0	230,000	0	0	0	230,000
CAPITAL EQUIPMENT RES.	0	49,500	0	0	0	49,500
GENERAL FUND BALANCE	0	402,150	0	0	0	402,150
PENSION RESERVE	0	100,000	0	0	0	100,000
OPEB RESERVE	0	100,000	0	0	0	100,000
RECLAMATION PROJECT	0	1,000,000	0	0	0	1,000,000
ELECTION EXPENSE	0	0	0	0	0	0
CONTINGENCY	0	70,000	0	0	0	70,000
Expenditure Total	\$2,350,300	\$4,082,650	\$7,221,400	\$1,862,700	\$2,261,800	\$17,778,850

**Monterey Peninsula Water Management District
Project Expenditures
Fiscal Year 2019-2020 Budget**

Objective	Timeline	Total	Account	Division	Reimbursable	Source
AUGMENT WATER SUPPLY						
Operations Modeling						
1-1-2 Los Padres Dam Long Term Plan						
A. Fish Passage	Ongoing	32,500	35-03-786015	ERD		
B. Alternatives Analysis and Sediment Management	June	200,000	35-03-786015	ERD		
C. Reservoir Alternatives Simulation (CRBHM)	June	90,000	35-03-786015	ERD		
1-1-3 PWM/MPWSP Operations Model (CRBHM & SGBM)	June	50,000	35-03-786038	WRD		
Water Supply Projects						
1-2-1 Water Project 1 (Aquifer Storage Recovery 1)						
A. Santa Margarita Site						
1. Site work						
a. FORA / regulatory agency compliance	Ongoing	88,000	35-04-786004	WRD		
b. Site expansion engineering	Ongoing	320,000	35-04-786004	WRD		
c. Site expansion construction - (phase 2)	Spring/Summer	2,450,000	35-04-786004	WRD		
d. Land easement	Fall/Winter	100,000	35-04-786004	WRD		
2. Operations and Maintenance						
a. Operations support	Ongoing	110,000	35-04-786005	WRD	110,000	CAW
b. Water quality lab analysis	Ongoing	50,000	35-04-786005	WRD	50,000	CAW
c. Electrical power	Ongoing	150,000	35-04-786005	WRD	150,000	CAW
d. Supplemental Sampling and Analysis Plan (SSAP)	Ongoing	120,000	35-04-786005	WRD	120,000	CAW
e. Security and Monitoring	Ongoing	17,000	35-04-786005	WRD	17,000	CAW
B. Water Project 2 (Aquifer Storage Recover 2)						
1. Operations & Maintenance						
a. Operations support	Ongoing	10,000	35-04-786005	WRD	10,000	CAW
b. Water quality lab analysis	Ongoing	18,800	35-04-786005	WRD	18,800	CAW
c. Facility building maintenance	Ongoing	1,200	35-04-786005	WRD	1,200	CAW
d. Contingency (15%)	Ongoing	7700	35-04-786005	WRD	7,700	CAW
1-4-1 Water Rights Permits Fees	Ongoing	6,000	35-03-781200	WRD		
1-5-1 Ground Water Replenishment Project (PWM)	Ongoing	800,000	35-03-786010	GMO		
A. Geochemical Mixing Study	Ongoing	55,000	35-03-786010	WRD	18,000	Cal-Am/M1W
B. Update Seaside Basin Model	Ongoing	55,000	35-03-786010	WRD	18,000	Watermaster/M1W
C. Operating Reserve (1,000 ac ft)	One-time	2,000,000	35-03-786010	WRD		
1-7-1 A. Permit 20808B Alternatives Analysis	Ongoing	35,000	35-04-786016	WRD		
1-8-1 A. Other Water Supply Projects - IFIM feasibility studies	Ongoing	25,000	35-03-786019	ERD		
B. Monterey Pipeline MMRP Compliance	Ongoing	7,300	35-03-786025	WRD		
1-9-1 Cal-Am Desal Project	Ongoing	250,000	35-01-786025	GMO		
1-10-1 Local Water Projects	Ongoing	200,000	35-03-786033	GMO		
1-12-1 Carmel River Basin Study (Bureau of Reclamation)	Ongoing	50,000	35-03-786022	WRD		
1-14-1 Monterey Water System Acquisition Feasibility Study	Ongoing	400,000	35-01-786062	GMO		
AUGMENT WATER SUPPLY TOTAL		7,698,500			520,700	

**Monterey Peninsula Water Management District
Project Expenditures
Fiscal Year 2019-2020 Budget**

Objective	Timeline	Total	Account	Division	Reimbursable	Source
PROTECT ENVIRONMENTAL QUALITY						
Riparian Mitigations						
2-1-1 Irrigation Program						
A. Operate and maintain 4 well systems	Ongoing	10,000	24-03-785011	ERD		
B. Operate and maintain District project systems	Ongoing	15,000	24-03-785012	ERD		
2-1-2 Riparian Corridor Management						
A. Maintain and diversify plantings at District projects						
1. Seed collection and propagation	Ongoing	5,000	24-03-787030	ERD		
B. Riparian corridor maintenance (projects/equipment)	Ongoing	3,000	24-03-787080	ERD		
2-1-3 Riparian Monitoring Program						
A. Vegetation and soil moisture monitoring	Ongoing	500	24-03-787021	ERD		
2-1-4 Address Vegetation Hazards and Remove Trash	Ongoing	20,000	24-03-787040	ERD		
2-1-5 Carmel River Annual Aerial Photography	Ongoing	25,000	24-03-787022	ERD		
Erosion Protection						
2-2-1 Repair Bank Damage at District Restoration Projects						
A. Work at lower San Carlos restoration project	June	30,000	24-03-789541	WRD		
2-2-2 Carmel Riverbed Topographic Data	Ongoing	25,000	24-03-787023	WRD		
Aquatic Resources Fisheries						
2-3-1 Sleepy Hollow Facility Operations						
A. General operations and maintenance	Ongoing	42,000	24-04-785813	ERD		
B. Power	Ongoing	32,000	24-04-785816	ERD		
C. Road maintenance	June	6,000	24-04-785813	ERD		
D. Replacement of standby generator fuel	Ongoing	900	24-04-785813	ERD		
E. Generator maintenance service	Spring	6,500	24-04-785813	ERD		
F. Facility upgrade (construction)	2019	270,000	24-04-785812	ERD	70,000	Coastal Conservancy
G. ESA Section 10 SHSRF Evaluations	Ongoing	50,000	24-04-785811	ERD		
H. Intake/cold well repair & maintenance	Ongoing	5,000	24-04-785813	ERD		
I. Water Resources Assitant for Weekend Shift	Jun.-Jan.	6,200	24-04-785814	ERD		
J. WRA's & FA's NMFS Fall Juvenile SH Population Surveys (CDO)	Ongoing	26,900	24-04-785814	ERD	26,900	NOAA/NMFS
K. FBA's & WRA's NMFS Winter/Spring LPD Studies (CDO mandat	Ongoing	28,600	24-04-785814	ERD	28,600	NOAA/NMFS
L. Supplies/Expenses NMFS Winter/Spring LPD Studies (CDO mand	Ongoing	8,800	24-04-785814	ERD	8,800	NOAA/NMFS
2-3-2 Conduct Juvenile Rescues						
A. Miscellaneous fish rescue supplies	Ongoing	10,500	24-04-785822	ERD		
B. Water Resources Assistant	Ongoing	11,900	24-04-785814	ERD		
C. Seasonal Fish Rescue Workers	Ongoing	17,800	24-04-785814	ERD		
D. Recalibrate backpack electro-fisher	Ongoing	900	24-04-785822	ERD		
E. Waders	Ongoing	2,200	24-04-785822	ERD		
F. On-call weekend fish rescue crew leader	Ongoing	7,700	24-04-785814	ERD		
2-3-3 Rescue & Transport Smolts						
A. Smolt rescue supplies	Feb-May	2,000	24-04-785833	ERD		
B. Water Resources Assistant	March-May	9,600	24-04-785814	ERD		
C. Seasonal Fish Rescue Worker	March-May	9,600	24-04-785814	ERD		
2-3-4 Monitoring of Adult Steelhead Counts						
A. Resistance Board Weir Construction (Permitting)	Winter 2018	3,000	24-04-785851	ERD		
B. Resistance Board Weir Construction/Training/Installation	Winter 2018	125,000	24-04-785851	ERD		
C. Water Resources Assistants - Weekend Weir Operations	Dec.-May	8,500	24-04-785814	ERD		
D. Fishereis Aides - 7-day Weir Operations	Dec.-May	28,100	24-04-785814	ERD		
E. Wier Surveillance Camera	2020	13,500	24-04-785851	ERD		
2-3-5 Adult & kelt rescue and transport	Ongoing	1,000	24-04-785840	ERD		
2-3-6 Contracted Aquatic Invertebrate Identification & Retraining	Oct.	18,000	24-04-785860	ERD		
2-3-7 Carmel River & Lagoon Water Quality Monitoring Samples						
Water Resources Assistant	Ongoing	5,000	24-04-785870	ERD		
	Ongoing	0	24-04-785814	ERD		
2-3-8 CDO/Cal-Am Spawning Gravel Replenishment						
A. Planning & Permitting	Ongoing	2,000	24-04-785852	ERD	45,000	Cal-Am
2-3-9 Ford Removal @ Hastings Reservation	2020	100,000	24-04-785870	ERD		

**Monterey Peninsula Water Management District
Project Expenditures
Fiscal Year 2019-2020 Budget**

Objective	Timeline	Total	Account	Division	Reimbursable	Source
Lagoon Mitigation Activities						
2-4-1 Monitoring						
A. Bi-annual inter-agency cooperative Steelhead survey	June/Dec	1,000	24-04-785871	ERD		
B. YSI Automatic Vertical Water Quality Profiler	Ongoing	0	24-04-782203	ERD		
Hydrologic						
2-5-1 Carmel Valley						
A. Monitor Carmel River near Carmel (USGS)	Ongoing	17,000	35-04-785600	WRD		
B. Water quality chemical analyses	Ongoing	1,800	35-04-781510	WRD		
C. Fractured rock well monitoring	Ongoing	4,000	35-04-785507	WRD		
2-5-2 Seaside Basin Watermaster						
A. MMP implementation (non-labor portion, + \$35k for labor)	Ongoing	35,000	35-04-786003	WRD	35,000	Seaside Watermaster
B. MPWMD monitor well maintenance (pumps)	Ongoing	1,000	35-04-786003	WRD		
C. Replace QED pump	Ongoing	3,100	35-04-786003	WRD		
D. ROE renewal for Ft Ord Dunes State Park access	Ongoing	500	35-04-786003	WRD		
2-5-3 District Wide						
A. Stream flow monitoring program						
1. Miscellaneous equipment	Ongoing	10,000	xx-04-785603	WRD		
2. Data line rental - 7 sites	Ongoing	3,000	xx-04-785603	WRD		
3. Hydstra Time Series Software Annual Support	Ongoing	2,500	xx-04-785603	WRD		
4. Hydstra consulting - report customization/website	Summer-Fall	6,000	xx-04-785603	WRD		
5. Purchase cellular modems	Summer-Fall	5,000	xx-04-785603	WRD		
6. Upgrade MPWMD Gaging Stations						
A. Upgrade MPWMD Gaging Station	Summer-Fall	10,000	xx-04-785623	WRD		
B. Other Hydrologic Monitoring						
1. Monitor well conversions	Ongoing	2,000	xx-04-785502	WRD		
2. Annual Well Reporting	Ongoing	2,600	xx-04-781602	WRD		
3. Misc. equipment (2 well probes)	Ongoing	1,600	xx-04-781602	WRD		
4. Replacement rain/temp stations (incl site fencing)	Ongoing	1,000	xx-04-781602	WRD		
5. Replacement XD's and rugged cables	Ongoing	5,200	xx-04-781602	WRD		
6. Analysis Software (AQ/QA Rockworks)	Ongoing	2,000	xx-04-785502	WRD		
7. Replacement water quality probe	Ongoing	5,000	xx-04-785502	WRD		
Integrated Regional Water Management						
2-6-1 Integrated Regional Water Management						
A. Prop 1 coordination	Ongoing	150,000	24-03-785505	WRD		
B. DAC needs assessment	Ongoing	43,000	24-03-785521	WRD	43,000	DWR
C. Grant administration	Ongoing	100,000	24-03-785521	WRD	100,000	DWR
Water Distribution System Permitting						
2-8-1 Permit Processing Assistance	Ongoing	15,000	24-03-785503	WDD	15,000	Applicant
2-8-2 Hydrogeologic Impact Review	Ongoing	5,000	24-03-785503	WDD	5,000	Applicant
2-8-3 County Fees - CEQA Posting and Recording	Ongoing	6,000	24-03-785503	WDD	6,000	Applicant
2-8-4 WDS Permit Package Review (MPWMD Counsel)	Ongoing	16,000	24-03-785503	WDD	16,000	Applicant
PROTECT ENVIRONMENTAL QUALITY TOTAL		1,447,000			399,300	

**Monterey Peninsula Water Management District
Project Expenditures
Fiscal Year 2019-2020 Budget**

Objective	Timeline	Total	Account	Division	Reimbursable	Source
WATER DEMAND						
Demand Management						
4-1-1 Rule Implementation/Enforcement						
A. Deed Restriction recording	Ongoing	15,000	26-05-781900	WDD	6,000	Applicant
B. CEQA Compliance	Fall	7,500	26-05-780100	WDD		
Water Conservation						
4-2-1 Conservation Outreach						
A. Outreach and communication	Ongoing	40,000	26-05-781140	WDD		
B. CII Outreach	Ongoing	0	26-05-781130	WDD		
C. PRV Outreach	Ongoing	500	26-05-781140	WDD		
D. Sponsorship/Support Community Events	Ongoing	7,500	26-05-781140	WDD		
E. Brochures	Ongoing	2,500	26-05-781140	WDD		
4-2-2 Conservation Programs (non-reimbursable)						
A. Best management practices	Ongoing	7,500	26-05-781155	WDD		
B. Advertising/Webvertising	Ongoing	5,000	26-05-781115	WDD		
C. Conservation Website Maintenance	Ongoing	1,000	26-05-781160	WDD		
D. Conservation devices - nonreimbursable	Ongoing	50,000	26-05-781187	WDD		
E. Conservation & efficiency workshops/training	Ongoing	15,000	26-05-781182	WDD		
F. Graywater/Rainwater Demo Project	Ongoing	75,000	26-05-781185	WDD		
G. School Water Education	Ongoing	500	26-05-781178	WDD		
H. School Retrofits	Ongoing	0	26-05-781184	WDD		
I. CIMIS Stations	Ongoing	1,500	26-05-781111	WDD		
J. GardenSoft Water Wise Gardening	Ongoing	10,000	26-05-781186	WDD		
L. Pressure Reducing Valve Program	Ongoing	15,000	26-05-781190	WDD		
M. Linen/Towel Program	Ongoing	25,000	26-05-781180	WDD		
N. Conservation printed material	Ongoing	5,000	26-05-781188	WDD		
O. Rain Barrel Giveaway Program	Ongoing	5,000	26-05-781177	WDD		
4-2-3 Rebate Program						
A. CAW	Ongoing	700,000	26-05-781412	WDD	700,000	CAW
B. Seaside Municipal	Ongoing	0	26-05-781499	WDD		
C. Non-CAW (MPWMD funded)	Ongoing	25,000	26-05-781499	WDD		
D. DAC Direct Install Grant	Ongoing	0	26-05-781490	WDD		
E. DAC Turf Replacement	Ongoing	30,000	26-05-781490	WDD		
F. Rebate & Other Forms	Ongoing	500	26-05-781400	WDD		
WATER DEMAND TOTAL		1,044,000			706,000	
PROJECT EXPENDITURES TOTAL		10,189,500			1,626,000	

**Monterey Peninsula Water Management District
Large Projects and Capital Improvement Plan
Fiscal Year 2019-2020 Budget**

<u>Division</u>	<u>Project Description</u>	<u>FY 2019-2020</u>	<u>FY 2020-2021</u>	<u>FY 2021-2022</u>	<u>Funding Source</u>
Funded From District Revenues					
GMO	Pure Water Monterey	\$800,000	\$700,000	\$700,000	District Revenues
GMO	GWR Operating Reserve Fund	2,000,000	1,500,000	0	District Revenues
GMO	GWR Drought Reserve Fund	0	1,000,000	1,000,000	District Revenues
WRD	Phase 1 Aquifer Storage & Recovery	2,958,000	200,000	0	District Revenues
WRD	ASR Expansion	0	50,000	50,000	District Revenues
WRD	Geochemical Mixing Study	55,000	0	0	District Revenues
WRD	Update Seaside Basin Model	55,000	0	0	District Revenues
GMO	Cal-Am Desal Project - Public Financing	250,000	200,000	0	District Revenues
GMO	Local Water Projects	200,000	100,000	100,000	District Revenues
WRD	Operations Modeling - IFIM/CRBHM	30,000	75,000	25,000	District Revenues
WRD	Carmel & Salinas Rivers Basin Study	50,000	95,000	0	District Revenues
WRD	Los Padres Dam Long Term Plan	232,500	200,000	100,000	District Revenues
WRD	PWM/MPWSP Operations Model	50,000	0	0	District Revenues
WRD	Water Rights/Permit 20808B Alternatives	6,000	250,000	0	District Revenues
ERD	Sleepy Hollow Facility Raw Water Intake Retrofit	200,000	0	0	District Revenues
GMO	Monterey Water System Acquisition Feasibility Study	400,000	0	0	District Revenues
All	Capital Asset Purchases	213,900	100,000	100,000	District Revenues
GMO	Water Allocation Process	0	900,000	400,000	District Revenues
	SUBTOTAL	\$7,500,400	\$5,370,000	\$2,475,000	
Reimbursed from Grants or Reimbursements					
WRD	Phase 1 & 2 Aquifer Storage & Recovery	484,700	450,000	450,000	CAW
WRD	Sleepy Hollow Facility Raw Water Intake Retrofit	70,000		0	SCC Grant
	SUBTOTAL	\$554,700	\$450,000	\$450,000	
TOTAL CIP		\$8,055,100	\$5,820,000	\$2,925,000	

**Monterey Peninsula Water Management District
Capital Asset Purchases
Fiscal Year 2019-2020 Budget**

	<u>Division</u>	<u>Cost</u>	<u>Account Number</u>
<u>Capital Assets</u>			
Unit #10 Replacement Vehicle (Pool)	ASD	40,000	99-02-914000
Replacement Laptops Staff Use (Surface)	ASD	3,900	99-02-916000
AV-System Conference Room	ASD	49,000	99-02-916000
Server Refresh	ASD	14,200	99-02-916000
Workstation Refresh	ASD	7,300	99-02-916000
GIS Workstation Refresh	ASD	2,000	99-02-916000
Admin Building Backup Generator	ASD	70,000	99-02-918000
Large/Wide Monitors (4)	WDD	2,500	26-05-916000
Ford F150 4x4 Truck (Weir Program)	ERD	25,000	24-04-914000
 Total Capital Assets		\$213,900	

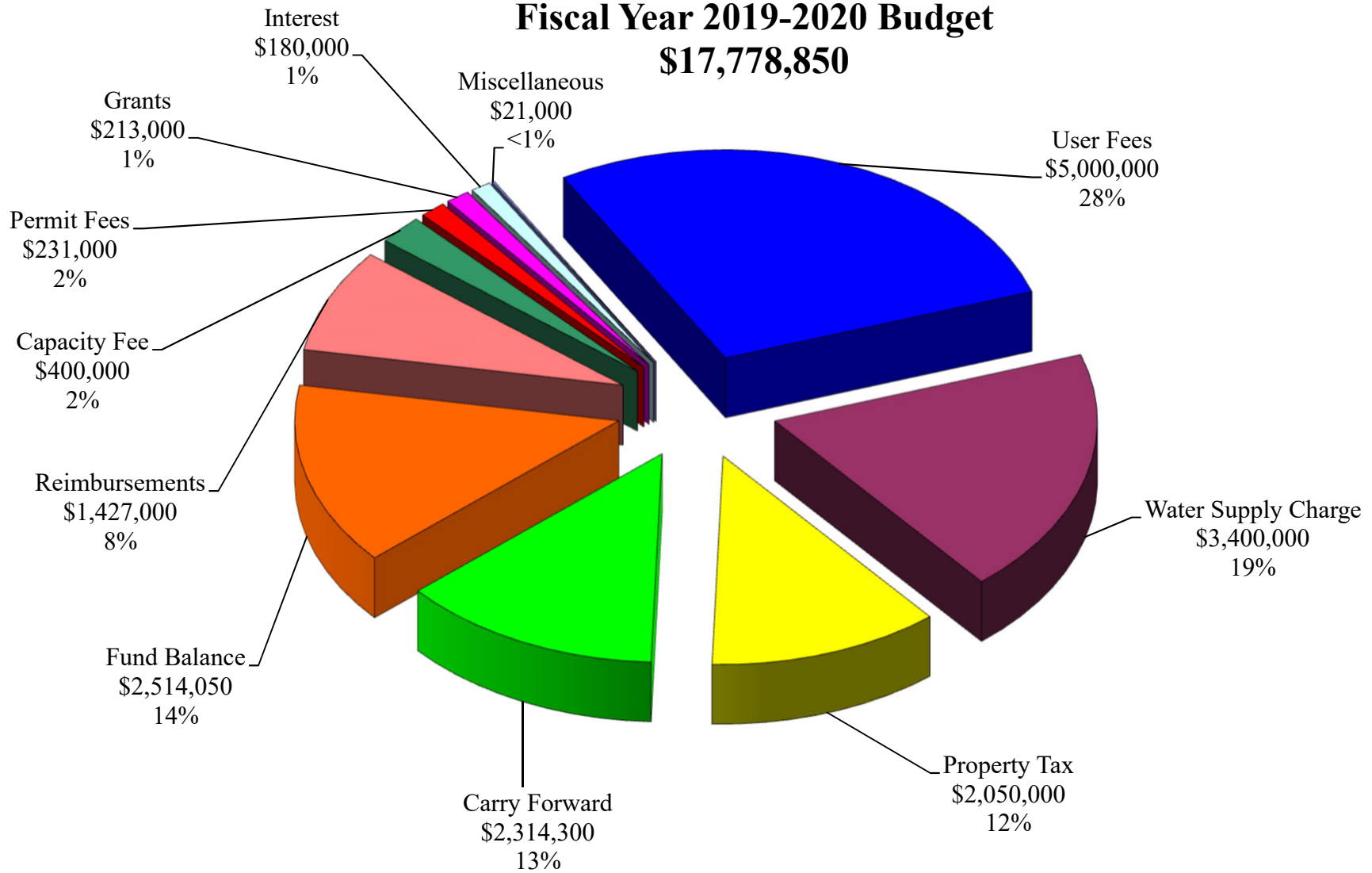
**MONTEREY PENINSULA WATER MANAGEMENT DISTRICT
CAPITAL ASSET REPLACEMENT/REPAIR SCHEDULE
FISCAL YEAR 2019-2020 BUDGET**

<u>Item</u>	<u>Asset Cost</u>	<u>Replacement Cost</u>	<u>Asset In Service (Year)</u>	<u>Replace In Fiscal Year</u>	<u>Years to Purchase</u>	<u>Prior Years Accrual</u>	<u>Balance Left to Accrue</u>	<u>Accrual This Fiscal Year</u>	<u>Remarks</u>
Board Room A/V Equipment	\$50,000	\$50,000		2019-2020	0	\$0	\$50,000	\$0	A/V Equipment
1/2 Ton Pickup	\$25,000	\$25,000		2019-2020	0	\$0	\$25,000	\$0	Fishries Division (WEIR Pr
1/2 Ton Pickup	\$30,000	\$30,000		2019-2020	0	\$25,200	\$4,800	\$3,300	Unit 10, '95 F150
Information System	\$120,000	\$120,000	2006-2008	2020-2021	1	\$40,700	\$79,300	\$0	In Service 06/08
1 Ton Pickup	\$50,000	\$50,000		2020-2021	1	\$44,100	\$5,900	\$2,000	Unit 3, '97 3500 D 4x4
Harris Court A/C Unit #2	\$15,000	\$15,000	2000-2001	2020-2021	1	\$12,700	\$2,300	\$800	Air Conditioner
1/2 Ton Pickup	\$30,000	\$30,000		2020-2021	1	\$25,200	\$4,800	\$1,600	Unit 1, '03 Ram 1500
3/4 Ton Pickup	\$35,000	\$35,000		2020-2021	1	\$29,500	\$5,500	\$1,900	Unit 9, '03 Ram 2500
3/4 Ton Pickup	\$40,000	\$40,000		2020-2021	1	\$33,600	\$6,400	\$2,200	Unit 8, '05 F250 D
Orthoimagery	\$66,000	\$66,000		2020-2021	1	\$33,000	\$33,000	\$0	Updated 10/08
1 Ton Pickup	\$50,000	\$50,000		2020-2021	1	\$39,500	\$10,500	\$3,600	Unit 11, '03 Ram D 3500
Ford Escape	\$25,000	\$25,000		2020-2021	1	\$19,700	\$5,300	\$1,800	Unit 14, '09 Ford Escape
Chipper	\$25,000	\$25,000		2020-2021	1	\$19,700	\$5,300	\$1,800	Chipper (P&E Dept)
Harris Court A/C Unit #3	\$15,000	\$15,000	2000-2001	2020-2021	1	\$11,800	\$3,200	\$1,100	Air Conditioner
Multifunction Plotter/Scanner	\$25,000	\$25,000		2021-2022	2	\$16,000	\$9,000	\$2,000	Replace 2 separate units
1/2 Ton Pickup	\$30,000	\$30,000		2021-2022	2	\$20,900	\$9,100	\$2,100	Unit 7, '14 F150 4x4
Honda Insight	\$25,000	\$25,000		2021-2022	2	\$14,700	\$10,300	\$2,300	Unit 5, '10 Honda Insight H
1/2 Ton Pickup	\$34,500	\$34,500		2021-2022	2	\$20,400	\$14,100	\$3,200	Unit 4, '99 F150 4x4
Harris Court A/C Unit #4	\$15,000	\$15,000	2000-2001	2021-2022	2	\$8,800	\$6,200	\$1,400	Air Conditioner
1 Ton Pickup (Dump/Auto-Crane)	\$66,000	\$66,000	2015-2016	2022-2023	3	\$29,000	\$37,000	\$6,300	Unit 6, '96 F350 D 4x4
Harris Court A/C Unit #5	\$15,000	\$15,000	2000-2001	2022-2023	3	\$7,000	\$8,000	\$1,400	Air Conditioner
Chevy Bolt EV	\$40,000	\$40,000	2016-2017	2023-2024	5	\$13,500	\$26,500	\$3,000	Unit 17-01, 2017 Chevy Bo
Chevy Bolt EV	\$40,000	\$40,000	2016-2017	2023-2024	5	\$13,500	\$26,500	\$3,000	Unit 17-02, 2017 Chevy Bo
Telephone System	\$15,000	\$15,000	2018-2019	2023-2024	5	\$0	\$15,000	\$2,500	Avaya Phone System
Harris Court A/C Unit #1	\$15,000	\$15,000	2015-2016	2027-2028	9	\$3,600	\$11,400	\$800	Air Conditioner
1/2 Ton Pickup (4 Door 4X4)	\$31,000	\$31,000	2017-2018	2028-2029	10	\$8,800	\$22,200	\$1,400	Unit 18-01 Pool Vehicle
Server Room Air Conditioner	\$10,000	\$10,000	2018-2019	2028-2029	10	\$0	\$10,000	\$0	Air Conditioner
Totals	\$937,500	\$937,500				\$490,900	\$446,600	\$49,500	

REVENUE SUMMARY

Fiscal Year 2019-2020 Budget

\$17,778,850



**Monterey Peninsula Water Management District
Revenues Comparison by Year
Fiscal Year 2019-2020 Budget**

	FY 2017-2018 <u>Revised</u>	FY 2018-2019 <u>Revised</u>	FY 2019-2020 <u>Proposed</u>	Change From <u>Previous Year</u>	Percentage <u>Change</u>
Property Taxes	\$1,750,000	\$1,950,000	\$2,050,000	\$100,000	5.13%
Permit Fees - WDD	175,000	175,000	175,000	0	0.00%
Permit Fees - WDS	56,000	56,000	56,000	0	0.00%
Capacity Fee	300,000	450,000	400,000	-50,000	-11.11%
User Fees	4,095,000	4,500,000	5,000,000	500,000	11.11%
Water Supply Charge	3,400,000	3,400,000	3,400,000	0	0.00%
Mitigation Revenue	0	0	0	0	0.00%
Interest	30,000	180,000	180,000	0	0.00%
Other	20,000	15,000	15,000	0	0.00%
Subtotal District Revenues	<u>9,826,000</u>	<u>10,726,000</u>	<u>11,276,000</u>	550,000	5.13%
Reimbursements - CAW	\$1,635,900	\$1,506,600	\$1,229,700	-\$276,900	-18.38%
Reimbursements - PWM Project	\$4,112,500	\$0	0	\$0	0.00%
Reimbursements - Watermaster	74,600	54,600	35,000	-19,600	-35.90%
Reimbursements - Reclamation	20,000	20,000	20,000	0	0.00%
Reimbursements - Other	29,300	168,700	126,300	-42,400	-25.13%
Reimbursements - Recording Fees	29,600	20,000	6,000	-14,000	-70.00%
Reimbursements - Legal Fees	16,000	16,000	16,000	0	0.00%
Grants	450,000	2,147,600	213,000	-1,934,600	-90.08%
Subtotal Reimbursements	<u>6,367,900</u>	<u>3,933,500</u>	<u>1,646,000</u>	-2,287,500	-58.15%
Carry Forward From Prior Year	853,900	2,143,500	2,314,300	170,800	7.97%
From Capital Equip. Reserve	0	0	28,500	28,500	100.00%
From Fund Balance	0	0	2,514,050	2,514,050	100.00%
Other Financing Sources:					
Transfers In	1,750,000	1,800,000	250,000	-1,550,000	-86.11%
Transfers Out	-1,750,000	-1,800,000	-250,000	1,550,000	-86.11%
Revenue Totals	<u>\$17,047,800</u>	<u>\$16,803,000</u>	<u>\$17,778,850</u>	\$975,850	5.81%

**Monterey Peninsula Water Management District
Revenues by Operating Fund
Fiscal Year 2019-2020 Budget**

	<u>Mitigation</u>	<u>Water Supply</u>	<u>Conservation</u>	<u>Total</u>
Property Taxes	\$0	\$2,050,000	\$0	\$2,050,000
Permit Fees - WDD	0	0	175,000	175,000
Permit Fees - PED	56,000	0	0	56,000
Capacity Fee	0	400,000	0	400,000
User Fees	3,080,000	720,000	1,200,000	5,000,000
Water Supply Charge	0	3,400,000	0	3,400,000
Mitigation Revenue	0	0	0	0
Interest	50,000	90,000	40,000	180,000
Other	5,000	5,000	5,000	15,000
Subtotal District Revenues	<u>3,191,000</u>	<u>6,665,000</u>	<u>1,420,000</u>	<u>11,276,000</u>
Reimbursements - CAW	\$45,000	\$484,700	\$700,000	\$1,229,700
Reimbursements - PWM Project	0	0	0	0
Reimbursements - Watermaster	0	35,000	0	35,000
Reimbursements - Reclamation	0	20,000	0	20,000
Reimbursements - Other	90,300	36,000	0	126,300
Reimbursements - Recording Fees	0	0	6,000	6,000
Reimbursements - Legal Fees	0	0	16,000	16,000
Grants	213,000	0	0	213,000
Subtotal Reimbursements	<u>348,300</u>	<u>575,700</u>	<u>722,000</u>	<u>1,646,000</u>
Carry Forward From Prior Year	664,800	1,397,500	252,000	2,314,300
From Capital Equip. Reserve	11,400	9,100	8,000	28,500
From Fund Balance	0	2,514,050	0	2,514,050
Other Financing Sources:				
Transfers In	0	0	250,000	250,000
Transfers Out	0	-250,000	0	-250,000
Revenue Totals	<u>\$4,215,500</u>	<u>\$10,911,350</u>	<u>\$2,652,000</u>	<u>\$17,778,850</u>

**Monterey Peninsula Water Management District
Reimbursable Amounts & Grants
Fiscal Year 2019-2020 Budget**

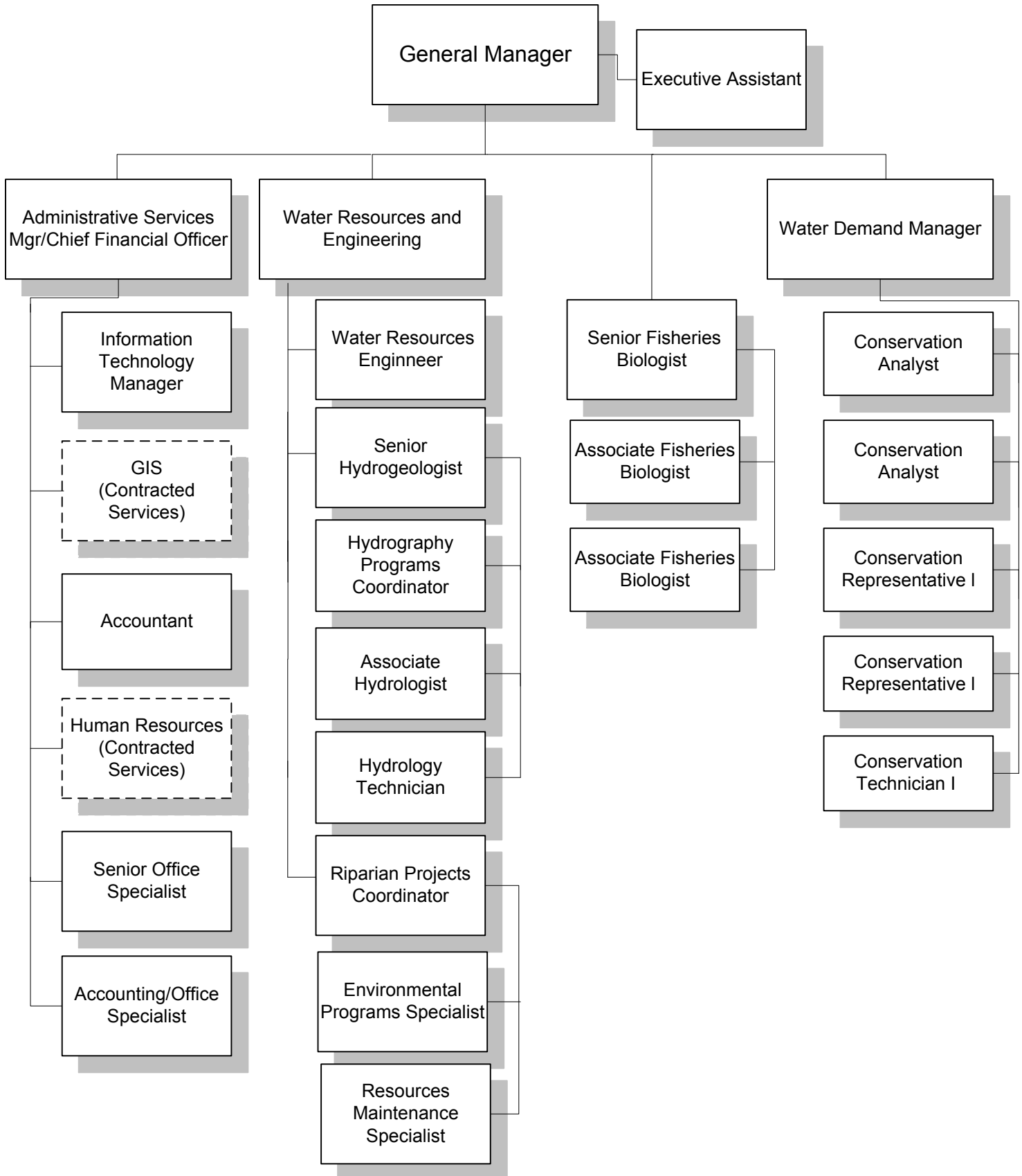
<u>Reimbursement Source</u>	<u>Amount</u>
CAW - ASR 1 Operation	447,000
CAW - ASR 2 Operation	37,700
CAW - Conservation Rebates	700,000
CAW - Gravel Replenishment	45,000
Watermaster	35,000
Reclamation Project (labor & legal)	20,000
Grants - Sleepy Hollow Intake Upgrade (Coastal Conservancy)	70,000
Grants - DAC Needs Assesment (Prop 1 Funds)	43,000
Grants - Grant Administration	100,000
Direct Bill - Deed Restriction	6,000
Direct Bill - Legal Reimbursement	16,000
CAW/M1W Reimbursements	36,000
Direct Bill - WDS Permitting, Hydrogeologic Analysis, etc.	26,000
NOAA/NMFS	64,300
Total Reimbursements	\$1,646,000

Monterey Peninsula Water Management District
Analysis of Reserves
Fiscal Year 2019-2020 Budget

<u>Estimated Reserves as of 06/30/2019</u>	Mitigation Fund	Water Supply Fund	Conservation Fund	Totals
Prepaid Expenses	\$0	\$0	\$0	\$0
Litigation/Insurance Reserve	66,740	171,354	11,906	250,000
Capital Equipment Reserve	370,001	61,666	100,333	532,000
Flood/Drought Reserve	328,944	0	0	328,944
Debt Reserve	0	221,656	0	221,656
Pension Reserve	40,000	32,000	28,000	100,000
OPEB Reserve	40,000	32,000	28,000	100,000
General Operating Reserve	3,277,853	9,813,299	3,593,813	16,684,965
Reserve Balance as of 06/30/2019	\$4,123,538	\$10,331,975	\$3,762,052	\$18,217,565
 <u>Litigation/Insurance Reserve Analysis</u>				
06/30/2019 Balance (above)	\$66,740	\$171,354	\$11,906	\$250,000
Fiscal Year 2019-2020 Budgeted	0	0	0	0
06/30/2020 Budgeted Balance	\$66,740	\$171,354	\$11,906	\$250,000
 <u>Capital Equipment Reserve Analysis</u>				
06/30/2019 Balance (above)	\$370,001	\$61,666	\$100,333	\$532,000
Fiscal Year 2019-2020 Budgeted	29,000	11,100	9,400	49,500
Fiscal Year 2019-2020 Use	(11,400)	(9,100)	(8,000)	(28,500)
06/30/2020 Budgeted Balance	\$387,601	\$63,666	\$101,733	\$553,000
 <u>Flood/Drought Reserve Analysis</u>				
06/30/2019 Balance (above)	\$328,944	\$0	\$0	\$328,944
Fiscal Year 2019-2020 Budgeted	0	0	0	0
06/30/2020 Budgeted Balance	\$328,944	\$0	\$0	\$328,944
 <u>Debt Reserve Analysis</u>				
06/30/2019 Balance (above)	\$0	\$221,656	\$0	\$221,656
Fiscal Year 2019-2020 Budgeted	0	0	0	0
06/30/2020 Budgeted Balance	\$0	\$221,656	\$0	\$221,656
 <u>Pension Reserve Analysis</u>				
06/30/2019 Balance (above)	\$40,000	\$32,000	\$28,000	\$100,000
Fiscal Year 2019-2020 Budgeted	41,000	33,000	26,000	100,000
06/30/2020 Budgeted Balance	\$81,000	\$65,000	\$54,000	\$200,000
 <u>OPEB Reserve Analysis</u>				
06/30/2019 Balance (above)	\$40,000	\$32,000	\$28,000	\$100,000
Fiscal Year 2019-2020 Budgeted	41,000	33,000	26,000	100,000
06/30/2020 Budgeted Balance	\$81,000	\$65,000	\$54,000	\$200,000
 <u>General Operating Reserve Analysis</u>				
06/30/2019 Balance (above)	\$3,277,853	\$9,813,299	\$3,593,813	\$16,684,965
Fiscal Year 2019-2020 Carry-Over	(285,000)	(1,562,800)	(295,700)	(2,143,500)
Fiscal Year 2019-2020 Budgeted	360,050	(2,514,050)	42,100	(2,111,900)
06/30/2020 Budgeted Balance	\$3,352,903	\$5,736,449	\$3,340,213	\$12,429,565
Budgeted Reserves as of 06/30/2019	\$4,298,188	\$6,323,125	\$3,561,852	\$14,183,165

Monterey Peninsula Water Management District

ORGANIZATION CHART



Monterey Peninsula Water Management District
 Division Budget
 Fiscal Year 2019-2020 Budget

General Manager's Office

The General Manager's Office activities include strategic planning, oversight of divisional activities and execution, public outreach, coordination and oversight of budget and financial activities, management of the District's legal strategies, support for the Board of Directors and Committees. Priorities for the past and next fiscal year include development of a secure and reliable revenue stream and implementation of permanent water supply resources.

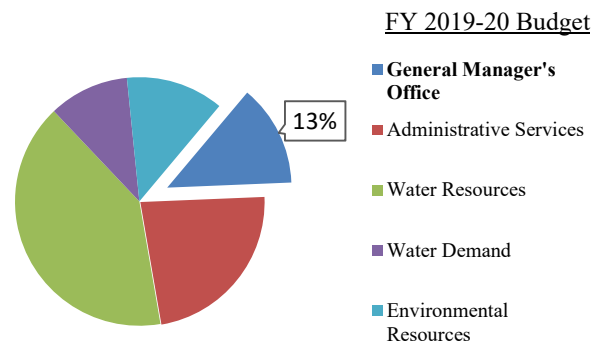
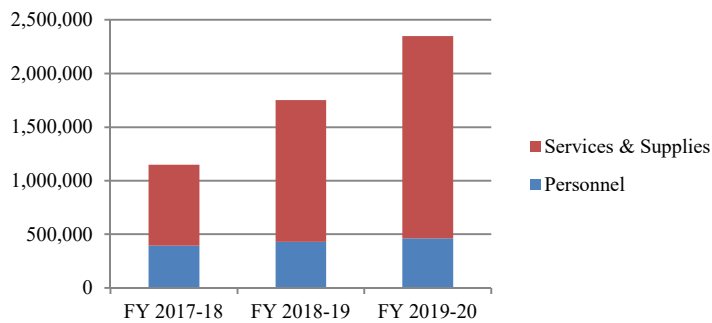
The services provided include general management of District activities on a day-to-day basis, strategic planning, program and activity evaluation, staff meetings and evaluations, meeting with jurisdictions and interest groups, regular interaction and direction with financial personnel, regular interaction and review of performance of District legal team, coordination of Board schedule and activities, preparation of Board packages and minutes.

Classification	FY 2017-18 Revised	FY 2018-19 Revised	FY 2019-20 Proposed	FY 2019-20 Change
General Manager	1	1	1	0
Executive Assistant	1	1	1	0
Community Relations Liaison	0	0	0	0
TOTAL POSITIONS	2	2	2	0
TOTAL DISTRICT-WIDE POSITIONS	28	27	28	1

Monterey Peninsula Water Management District
 Division Budget
 Fiscal Year 2019-2020 Budget

General Manager's Office

	FY 2017-18 Revised	FY 2018-19 Revised	FY 2019-20 Proposed	FY 2019-20 Change
<u>Personnel</u>				
Salaries	\$282,200	\$303,800	\$311,600	\$7,800
Retirement	58,000	71,500	92,700	21,200
Unemployment Compensation	0	0	0	-
Auto Allowance	6,000	6,000	6,000	-
Deferred Compensation	8,400	9,100	9,400	300
Temporary Personnel	0	0	0	-
Workers' Comp.	1,300	1,500	1,800	300
Employee Insurance	29,400	29,200	30,800	1,600
Medicare & FICA Taxes	4,200	4,400	4,600	200
Personnel Recruitment	0	0	0	-
Pre-Employment Physicals			0	-
Staff Development	4,900	4,900	5,100	200
Sub-total Personnel Costs	394,400	430,400	462,000	31,600
<u>Services & Supplies</u>				
Services & Supplies	240,500	236,800	238,300	1,500
Fixed Assets	-	-	-	-
Project Expenditures	515,000	1,085,000	1,650,000	565,000
Debt Service	-	-	-	-
Election Expense	-	-	-	-
Contingency	-	-	-	-
Sub-total	755,500	1,321,800	1,888,300	566,500
TOTAL EXPENDITURES	1,149,900	1,752,200	2,350,300	629,700



Monterey Peninsula Water Management District
 Division Budget
 Fiscal Year 2019-2020 Budget

Administrative Services

The Administrative Services Department activities include revenue and debt management, procurement, payroll, safety, risk management, human resources, records management, rules and regulations updates and distribution, building services and repairs, administrative support for the Board of Directors, administrative work in support of District-wide program and activities, and information technology services.

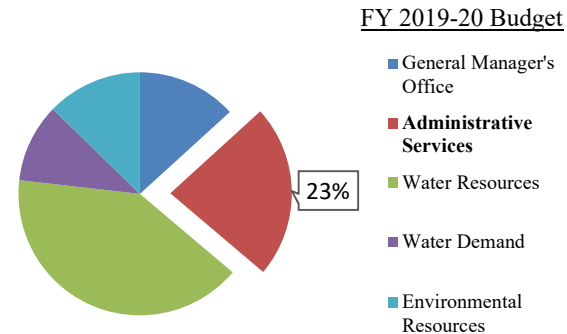
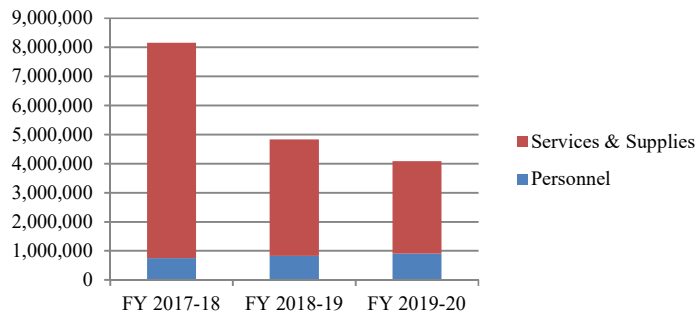
The services provided include cash and investment management, day-to-day accounting operations for the District and Pebble Beach Reclamation Project, internal and external financial reporting, grant administration, debt administration, overseeing District's financial obligations, management of assets, payroll administration, acquisition and payment of all goods and services, financial aspect of risk management, administering safety training programs, accident investigation, recruitment, selection, development and maintenance of personnel policies and procedures, employee development/training, employee recognition, legal issues and labor relations activities, and fulfilling public records requests. Additional services provided are the administration of benefit programs, overseeing workers compensation and ensuring compliance with DMV requirements. This department also maintains the District wide records management program, the repair & maintenance and improvements of the District's information and communication technology systems.

Classification	FY 2017-18 Revised	FY 2018-19 Revised	FY 2019-20 Proposed	FY 2019-20 Change
Administrative Services Manager/CFO	1	1	1	0
Information Technology Manager	1	1	1	0
GIS Specialist (Contracted)	0.5	0.5	0.5	0
Accountant	1	1	1	0
Human Resources Analyst (Contracted)	0.5	0.5	0.5	0
Senior Office Specialist	1	1	1	0
Contract Administrator	0	0	1	1
Accounting/Office Specialist	1	1	1	0
TOTAL POSITIONS	6	6	7	1
TOTAL DISTRICT-WIDE POSITIONS	28	27	28	1

Monterey Peninsula Water Management District
 Division Budget
 Fiscal Year 2019-2020 Budget

Administrative Services

	FY 2017-18 Revised	FY 2018-19 Revised	FY 2019-20 Proposed	FY 2019-20 Change
<u>Personnel</u>				
Salaries	\$477,900	\$479,800	\$540,300	\$60,500
Retirement	78,800	92,200	117,300	25,100
Unemployment Compensation	3,000	3,000	3,000	-
Auto Allowance	0	0	0	-
Deferred Compensation	0	0	0	-
Temporary Personnel	8,000	73,000	55,100	(17,900)
Workers' Comp.	2,000	2,100	3,000	900
Employee Insurance	152,800	152,500	166,500	14,000
Medicare & FICA Taxes	10,600	10,100	10,700	600
Other Benefits	0	1,500	1,500	-
Personnel Recruitment	2,000	3,000	3,000	-
Pre-Employment Physicals	0	0	0	-
Staff Development	13,500	10,000	5,500	(4,500)
Sub-total Personnel Costs	748,600	827,200	905,900	78,700
<u>Services & Supplies</u>				
Services & Supplies	982,500	1,011,000	1,038,700	27,700
Fixed Assets	893,500	569,500	186,400	(383,100)
Project Expenditures	-	-	1,000,000	1,000,000
Debt Service	230,000	230,000	230,000	-
Election Expense	7,000	160,000	-	(160,000)
Reserves	5,220,500	1,962,000	651,650	(1,310,350)
Contingency	75,000	75,000	70,000	(5,000)
Sub-total	7,408,500	4,007,500	3,176,750	(830,750)
TOTAL EXPENDITURES	8,157,100	4,834,700	4,082,650	(673,350)



Monterey Peninsula Water Management District
 Division Budget
 Fiscal Year 2019-2020 Budget

Water Resources

The Planning and Engineering Division activities include review and investigation of proposed water supply projects, evaluation of proposed Carmel River water rights decisions, preservation of existing District water rights, coordination of Water Distribution System permits, implementation of portions of the Carmel River Mitigation Program, and coordination of water resource management throughout the District.

Water Supply – Analysis of impacts and benefits of proposed water supply projects; review and completion of environmental compliance documents under the California Environmental Quality Act and National Environmental Policy Act); completion of Engineer’s Reports;

Water Rights – Coordinate District review of proposed Carmel River water rights issued by the State Water Resources Control Board; track and preserve existing District water rights; prepare applications for changes to District water rights;

Water Distribution System (WDS) permits – Review and process applications for WDS permits; make determinations of level of review; coordinate staff, consultant, and District Counsel work on WDS permits; prepare findings; issue WDS permits;

Hydrologic Monitoring Program - Conduct: (a) precipitation monitoring, (b) streamflow monitoring, (c) reservoir and groundwater storage monitoring, (d) surface water and groundwater production monitoring,(e) surface water and groundwater quality monitoring, and (f) Carmel River lagoon water level, quality, bathymetric and habitat

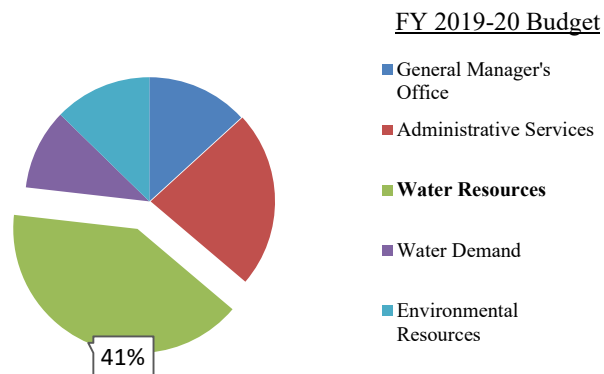
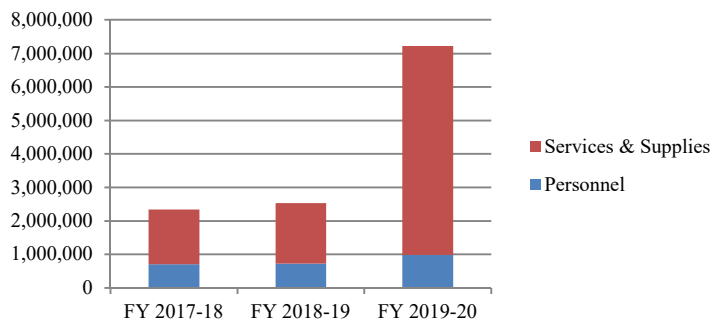
Integrated Regional Water Management (IRWM) – facilitate the development and implementation of a comprehensive IRWM Plan for the Monterey Peninsula region, including projects involving Carmel River resources, groundwater, recycled water, desalination, stormwater, flood control, ecosystem restoration, water conservation, and public recreation; conduct stakeholder outreach; prepare grant applications for specific projects; administer grant funds on behalf of the District and local area project proponents.

Classification	FY 2017-18 Revised	FY 2018-19 Revised	FY 2019-20 Revised	FY 2019-20 Change
Planning & Engineering Manager	1	1	0	-1
Water Resources Manager	0	0	1	1
Project Manager	0	0	0	0
Hydrography Programs Coordinator	0	0	1	1
Associate Hydrogeologist	0	0	1	1
Hydrology Technician	0	0	1	1
Riparian Projects Coordinator	1	1	0	-1
Water Resources Engineer	1	1	1	0
Water Resources Engineer	0	0	1	1
Environmental Program Specialist	1	1	0	-1
River Maintenance Specialist	1	1	0	-1
Field Biology Assistant (limited term)	0.5	0.5	0.5	0
TOTAL POSITIONS	5.5	5.5	6.5	1
TOTAL DISTRICT-WIDE POSITIONS	28	27	28	1

Monterey Peninsula Water Management District
 Division Budget
 Fiscal Year 2019-2020 Budget

Water Resources

	FY 2017-18 Revised	FY 2018-19 Revised	FY 2019-20 Proposed	FY 2019-20 Change
<u>Personnel</u>				
Salaries	\$508,500	\$530,100	\$712,100	\$182,000
Retirement	89,500	94,600	125,900	31,300
Unemployment Compensation	0	0	0	-
Auto Allowance	0	0	0	-
Deferred Compensation	0	0	0	-
Temporary Personnel	0	0	0	-
Workers' Comp.	19,300	20,100	33,800	13,700
Employee Insurance	71,300	70,500	89,500	19,000
Medicare & FICA Taxes	8,700	8,700	14,800	6,100
Personnel Recruitment	0	0	0	-
Pre-Employment Physicals			0	-
Staff Development	8,600	4,400	4,800	400
Sub-total Personnel Costs	705,900	728,400	980,900	252,500
<u>Services & Supplies</u>				
Services & Supplies	22,600	22,400	31,200	8,800
Fixed Assets	-	-	-	-
Project Expenditures	1,609,200	1,783,000	6,209,300	4,426,300
Debt Service				-
Election Expense				-
Contingency				-
Sub-total	1,631,800	1,805,400	6,240,500	4,435,100
TOTAL EXPENDITURES	2,337,700	2,533,800	7,221,400	4,940,100



Monterey Peninsula Water Management District
 Division Budget
 Fiscal Year 2019-2020 Budget

Water Demand

The Water Demand Division provides information and programs to achieve efficient water use and maximize available supplies. This is achieved through community education and outreach, development of incentives and training programs, and by implementing and enforcing permitting and conservation regulations, thereby reducing the community's need for potable water. The Water Demand Division strives to provide responsive and accurate customer service that exceeds the expectations of the people we serve.

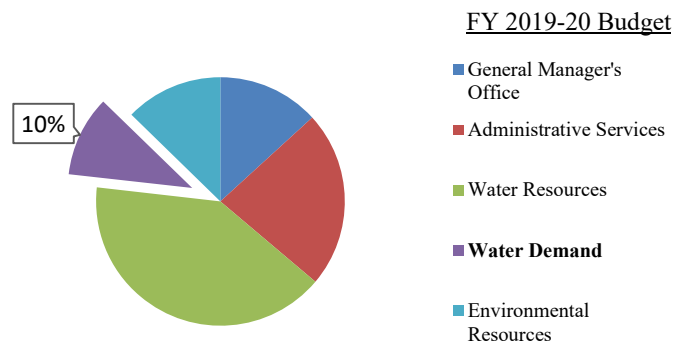
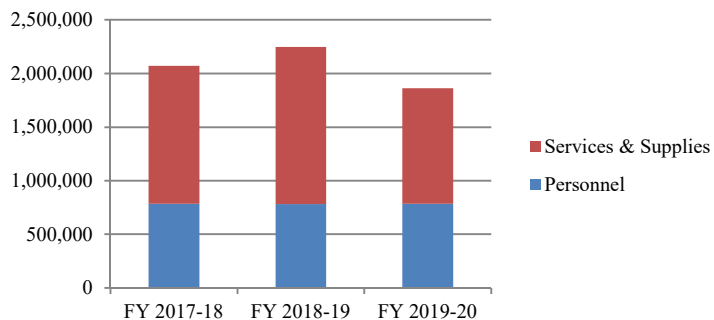
Services include customer service related to permit review and processing, conservation program administration and reporting, site visits and inspections, water waste and rationing enforcement, rebate program administration, and data management and data systems design related to demand management. Other services include project and program coordination and training with eight local cities and county, local water purveyors, local and statewide agencies, builders, contractors, architects, Realtors and others. The Water Demand Division also reviews projects for environmental compliance related to water supply, collaborates with jurisdictions to develop and track efficiency standards and conditions for development projects, assists with ratemaking and proposes policies and programs to encourage and promote indoor and outdoor water efficiency, conservation, reuse, alternative water sources, and non-residential best management practices.

Classification	FY 2017-18 Revised	FY 2018-19 Revised	FY 2019-20 Proposed	FY 2019-20 Change
Water Demand Manager	1	1	1	0
Conservation Analyst	2	2	2	0
Conservation Representative II	0	0	0	0
Conservation Representative I	2	2	2	0
Conservation Technician II	1	1	1	0
Data Entry (temporary)	1	0	0	0
TOTAL POSITIONS	7	6	6	0
TOTAL DISTRICT-WIDE POSITIONS	28	27	28	1

Monterey Peninsula Water Management District
 Division Budget
 Fiscal Year 2019-2020 Budget

Water Demand

	FY 2017-18 Revised	FY 2018-19 Revised	FY 2019-20 Proposed	FY 2019-20 Change
<u>Personnel</u>				
Salaries	\$543,300	\$568,300	\$561,400	(\$6,900)
Retirement	90,500	107,200	115,000	7,800
Unemployment Compensation	0	0	0	-
Auto Allowance	0	0	0	-
Deferred Compensation	0	0	0	-
Temporary Personnel	45,000	0	0	-
Workers' Comp.	2,300	2,400	3,000	600
Employee Insurance	84,800	83,900	88,800	4,900
Medicare & FICA Taxes	7,900	8,300	8,200	(100)
Personnel Recruitment	0	0	0	-
Pre-Employment Physicals			0	-
Staff Development	11,400	10,500	8,300	(2,200)
Sub-total Personnel Costs	785,200	780,600	784,700	4,100
<u>Services & Supplies</u>				
Services & Supplies	47,600	39,100	31,500	(7,600)
Fixed Assets	0	5,000	2,500	(2,500)
Project Expenditures	1,240,900	1,423,100	1,044,000	(379,100)
Debt Service	0	0	0	-
Election Expense	0	0	0	-
Contingency	0	0	0	-
Sub-total	1,288,500	1,467,200	1,078,000	(389,200)
TOTAL EXPENDITURES	2,073,700	2,247,800	1,862,700	(381,000)



Monterey Peninsula Water Management District
 Division Budget
 Fiscal Year 2019-2020 Budget

Environmental Resources

The Water Resources Division (WRD) is comprised of two staff functionary units, the Hydrologic unit and the Fisheries unit. Program responsibilities and services provided include surface and groundwater data collection and reporting programs, fishery protection activities in the Carmel River basin, quarterly water supply strategies and budgets for Cal-Am’s main and satellite water distribution systems, and the annual Carmel River Memorandum of Agreement among Cal-Am, CDFG and the District that governs reservoir releases to the lower Carmel River during the low-flow season. WRD staff coordinates closely with the Planning & Engineering and Water Demand Divisions on certain activities to more efficiently share internal staff resources and expertise.

Fisheries Resource Program - Rescue stranded steelhead from the Carmel River; rear rescued fish at the Sleepy Hollow Rearing Facility (SHSRF); rescue downstream migrant smolts in spring and transport them to a holding facility or the ocean; prevent stranding of early fall and winter migrant juvenile steelhead; rescue steelhead kelts and transport them to a holding facility or the ocean; support future interagency captive brood-stock program for landlocked steelhead during successive years of drought; prepare designs, retain contractors and manage construction contracts for SHSRF projects.

Carmel River Mitigation Program – Conduct Carmel River restoration projects, including problem assessment, design, bid preparation, permit acquisition, construction management, and project monitoring; install, operate, and maintain high-volume irrigation systems along 15 miles of the lower Carmel River; monitor and assess streamside conditions; provide technical assistance to river front property owners; determine erosion potential; enforce District rules for the Carmel River; assist the Water Resources Division with steelhead rescues and Sleepy Hollow Steelhead Rearing Facility operations; provide technical analysis and advice to agencies responsible for Carmel River lagoon management;

Water Resources Management – Prepare quarterly water supply strategy budgets; participate in annual Carmel River Low Flow Memorandum of Agreement process; conduct monitoring and management functions as part of Seaside Basin Watermaster Monitoring & Management Plan; provide technical assistance and expert testimony on Cal-Am rate cases before the CPUC; prepare annual Mitigation Program reports.

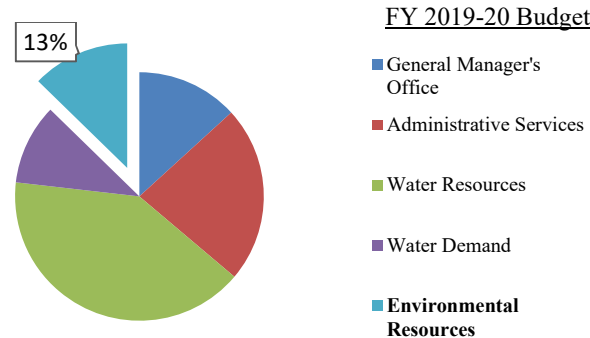
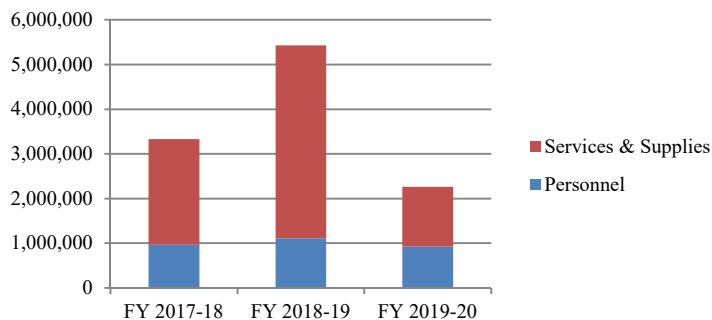
Water Use and Permitting – Collect, analyze and report data from approximately 1,000 wells and other sources for annual District-wide water production summary; coordinate with Planning & Engineering and Water Demand Divisions on Water Distribution System permitting.

Classification	FY 2017-18 Revised	FY 2018-19 Revised	FY 2019-20 Proposed	FY 2019-20 Change
Environmental Resources Manager	0	0	1	1
Senior Hydrogeologist	1	1	0	-1
Hydrography Programs Coordinator	1	1	0	-1
Associate Hydrogeologist	1	1	0	-1
Hydrology Technician	1	1	0	-1
Environmental Programs Specialist	0	0	1	1
Resources Maintenance Specialist	0	0	1	1
Senior Fisheries Biologist	1	1	1	0
Associate Fisheries Biologist	1	1	1	0
Associate Fisheries Biologist	1	1	1	0
Water Resources Assistant (limited term)	0.5	0.5	0.5	0
TOTAL POSITIONS	7.5	7.5	6.5	-1
TOTAL DISTRICT-WIDE POSITIONS	28	27	28	1

Monterey Peninsula Water Management District
 Division Budget
 Fiscal Year 2019-2020 Budget

Environmental Resources

	FY 2017-18 Revised	FY 2018-19 Revised	FY 2019-20 Proposed	FY 2019-20 Change
<u>Personnel</u>				
Salaries	\$690,100	\$786,600	\$629,200	(\$157,400)
Retirement	132,700	163,400	142,600	(20,800)
Unemployment Compensation	0	0	0	-
Auto Allowance	0	0	0	-
Deferred Compensation	0	0	0	-
Temporary Personnel	0	0	0	-
Workers' Comp.	26,000	29,700	29,700	-
Employee Insurance	99,000	112,300	103,500	(8,800)
Medicare & FICA Taxes	12,700	13,100	10,800	(2,300)
Personnel Recruitment	0	0	0	-
Pre-Employment Physicals	0	0	0	-
Staff Development	5,000	4,800	4,800	-
Sub-total Personnel Costs	965,500	1,109,900	920,600	(189,300)
<u>Services & Supplies</u>				
Services & Supplies	31,400	30,600	30,000	(600)
Fixed Assets	0	0	25,000	25,000
Project Expenditures	2,332,500	4,294,000	1,286,200	(3,007,800)
Debt Service	0	0	0	-
Election Expense	0	0	0	-
Contingency	0	0	0	-
Sub-total	2,363,900	4,324,600	1,341,200	(2,983,400)
TOTAL EXPENDITURES	3,329,400	5,434,500	2,261,800	(3,362,000)





BUDGET PROCESS CALENDAR

FISCAL YEAR 2019-2020

<i>2019 Target Dates</i>	<i>Action</i>	<i>Responsibility</i>
April 24	Budget Memorandum and Forms Distributed	Administrative Services
May 3	Budget Request Forms Due to ASD	Division Managers
May ??	Budget Review Session	Team Management
May ??	Budget Review Session – Follow Up	Team Management
May 13	Draft Budget Distributed	Administrative Services
May 20	Proposed Budget Presented to Board	Board of Directors
June 17	Board Adopts Budget Board Sets Appropriation Limit	Board of Directors

Glossary

Article XIII (B):

Article XIII (B) is a section of the California State Constitution relating to the amount of a public entities tax revenues that may be expended in a given fiscal year. In the instance of the MPWMD, the article limits the amount of property tax revenue that may be spent in a fiscal year. It is calculated based upon the prior year's limit multiplied by a factor representing annual growth in population and consumer prices. The latter is furnished by the State Treasurer's Office. The calculation, required since the passage of Proposition 13 in 1978, is contained in each District budget and is identified as "Property Tax Appropriation."

Budget Assumptions:

The budget assumptions are generally accepted statements, which if untrue, would materially alter the financial planning and budget of the agency.

Capital Assets:

Capital assets are equipment and components that have a useful life greater than one year and with an initial, individual cost of more than \$1,000 for equipment and \$5,000 for facilities and improvements.

Contingency:

The contingency is a nominal amount budgeted for expenditure for unforeseen emergencies or special purposes requiring Board approval.

Designated Reserves:

Designated reserves are funds set aside by the Board for specific, restricted uses. Examples include capital equipment, litigation, flood/drought, and pre-paid expenses.

Expenditures:

Expenditures are associated with each operating fund, as well with each program category. Personnel costs, services and supplies, capital assets and project expenditures are the principal categories. A pie chart graphically shows percentages of expenditures by line item.

Fiscal Year:

The fiscal year is the twelve-month period beginning July 1 and ending June 30 of the following year. The District uses the fiscal year as the basis for reporting financial information a twelve-month accounting period.

General Operating Reserves:

General operating reserves are the balances in each operating fund of the District that remain after all budgeted expenses are paid. Normally, the general operating reserve balance is carried forward from one fiscal year to the next. The value is verified annually by the independent auditor and reported in the annual audit report.

Labor Allocation by Operating Funds:

The Labor Allocation by Operating Funds is a budget schedule that relates employee output to the three operating funds. It shows the output of each employee as a percentage of total time by

operating fund. This percentage is used throughout the budget as the basis of allocating general and administrative (overhead) costs to the operating funds.

Labor Allocation by Program Category:

The Labor Allocation by Program Category is a budget schedule that relates employee output to the budgeted program categories. It shows the output of each employee as a percentage of total time by program category. This percentage is used throughout the budget as the basis of allocating general and administrative (overhead) costs to the program categories.

Mitigation Revenue:

This is the revenue derived from the Agreement for Carmel River Mitigation Program between California American Water and Monterey Peninsula Water Management District.

Program Categories:

Program Categories are major service programs that have been identified. All expenditures, including labor costs, are allocated to each program category in order to identify what each program actually costs.

Project Expenditures:

The Summary of Project Expenditures is a listing of costs for the coming year that are projected as a result of specific projects and programs carried-out by the staff, consultants and contractors. Project expenditures do not include staff compensation for regular employees.

Reimbursement Revenues:

Reimbursement revenues are received from various sources and allocated to offset expenditures related to the revenue source. These reimbursements received by the District are for projects carried-out by the District. Some of these reimbursements include grants, Cal-Am Water Conservation & Rebate Program funds, ASR operations reimbursement, direct-billed reimbursements, etc. All of the reimbursement revenues collected within the fiscal year is related to the expenses in the same fiscal year.

Revenues:

Revenues are derived from various sources and allocated to each operating fund. Property taxes, permits fees, water connection charges, water supply charge, mitigation program revenue, user fees, interest on investments, reimbursements to the District for projects carried-out by the District and grants are the principal revenue sources. Revenues may include a portion of the prior-year fund balance used to offset expenditures. A pie chart graphically shows percentages of revenues according to source.

User Fees:

The User Fee is a percentage of Cal-Am ratepayers water bill that is collected and remitted by Cal-Am monthly. The proceeds of the User Fee have been used to support the District's environmental mitigation, conservation and rationing, water supply, and any other purposes.

Water Supply Charge:

The Water Supply Charge is a rate or charge that funds costs related to the provision of water. This annual charge raised by the District, 100% of which will support District water supply activities, including capital acquisition and operational costs for Aquifer Storage and Recovery, Groundwater Replenishment, and related water supply purposes for the general benefit of the District as a whole.