



Fiscal Year 2022-2023 Budget

June 20, 2022



2022-2023 BUDGET

TABLE OF CONTENTS

RESOLUTION..... 1

TRANSMITTAL LETTER 3

DISTRICT MISSION AND VISION STATEMENTS 6

DECADE OF WATER SUPPLY PROJECTS.....7-9

EXPENDITURES:

 EXPENDITURE SUMMARY CHART 10

 EXPENDITURES COMPARISON BY YEAR 11

 EXPENDITURES BY OPERATING FUND 12

 LABOR ALLOCATION BY OPERATING FUNDS 13

 EXPENDITURES BY DIVISION 14

 PROJECT EXPENDITURES.....15-18

 CAPITAL IMPROVEMENT PLAN..... 19

 CAPITAL ASSET PURCHASES20

 CAPITAL ASSET REPLACEMENT/REPAIR SCHEDULE.....21

REVENUES:

REVENUES SUMMARY CHART.....22

REVENUES COMPARISON BY YEAR23

REVENUES BY OPERATING FUND24

REIMBURSABLE AMOUNTS AND GRANTS25

ANALYSIS OF RESERVES26-27

ORGANIZATION CHART28

DIVISIONAL BUDGET:

GENERAL MANAGER’S OFFICE29-30

ADMINISTRATIVE SERVICES.....31-32

WATER RESOURCES33-34

WATER DEMAND35-36

ENVIRONMENTAL RESOURCES.....37-38

BUDGET CALENDAR39

GLOSSARY40



RESOLUTION NO. 2022-14

**A RESOLUTION OF THE BOARD OF DIRECTORS OF THE
MONTEREY PENINSULA WATER MANAGEMENT DISTRICT
ADOPTING THE BUDGET FOR FISCAL YEAR 2022-2023**

WHEREAS, the General Manager has proposed a budget for Fiscal Year 2022-2023, a copy of which is on file at the District’s office.

WHEREAS, the Board of Directors has examined, and deliberated on, the budget during meetings held on May 26, 2022 and June 20, 2022.

NOW, THEREFORE BE IT RESOLVED by the Board of Directors of the Monterey Peninsula as follows:

1. That the said budget as approved at the June 20, 2022 Board of Directors Meeting is hereby approved and adopted as the budget for the Monterey Peninsula Water Management District for Fiscal Year 2022-2023.
2. That the General Manager may delegate the authority to implement this resolution to the Administrative Services Manager/Chief Financial Officer.
3. That the General Manager is authorized and directed to transfer funds from one activity to another within a given fund, and from one Division to another Division, as such times are appropriate, in accordance with generally-accepted accounting principles and consistent with the objectives outlined in the approved budget.
4. That any contract for professional services, or other expenditures for procuring equipment, supplies or services, included in the budget that exceeds \$15,000 shall be executed by the General Manager only upon approval by the Board of Directors at a meeting of the Board of Directors.

PASSED AND ADOPTED on this 20th day of June, 2022 on a motion by Director _____ and seconded by Director _____ via roll-call vote:

AYES:
NAYS:
ABSENT:

I, David J. Stoldt, Secretary to the Board of Directors of the Monterey Peninsula Water Management District, hereby certify that the foregoing is a resolution duly adopted on the 20th day of June 2022.

Witness my hand and seal of the Board of Directors this 20th day of June 2022.

David J. Stoldt
Secretary to the Board



June 20, 2022

Chairperson Paull and Board Members
 Monterey Peninsula Water Management District
 5 Harris Court, Building G
 Monterey, California 93940

Dear Chairperson Paull and Board Members:

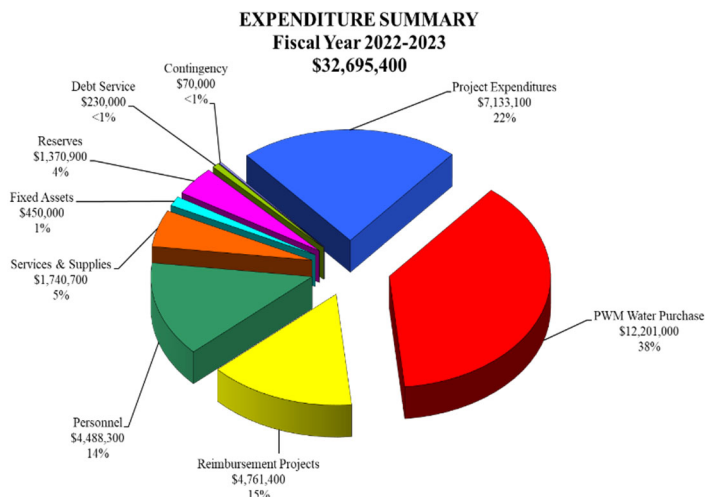
Budget Overview

This letter transmits the recommended budget for Fiscal Year (FY) 2022-2023. While preparing the budget, District staff was mindful of the continuing uncertain economic conditions caused by COVID19 as well as the current status of the District’s existing funding sources, including the user fee revenue, water supply charge, property tax revenue, and Pure Water Monterey (PWM) water sales revenue. In preparing this year’s budget, staff again adhered to the strategy to adopt balanced budgets as directed by the Board of Directors in 2005. The FY 2022-2023 Budget does include use of reserves to maintain District’s current programs and services, and it also assumes continued collection of the previously adopted Water Supply Charge and Property Tax revenue. This budget also includes continued collection of the User Fee revenue from ratepayers of California American Water. This budget also includes revenue and expenses related to billing of PWM water sales.

After compilation of the original requests from all Divisions, a detailed review, and several adjustments by Division Managers and the General Manager, culminated this budget with proposed expenditures and revenues for FY 2022-2023 totaling \$32,695,400, of which \$6,281,400 or 19% includes reimbursement funds from California American Water ratepayers, grants and reimbursements other agencies.

Expenditures

As shown in the graph on the right and in the expenditures portion of the FY 2022-2023 Budget, the budgeted expenditures of \$32,695,400 which is higher from the amount budgeted in FY 2021-2022. The project expenditures portion of the budget includes \$7,133,100 towards water supply projects Aquifer Storage Recovery 1 & 2, Pure Water Monterey (Groundwater Replenishment Project), Local Water Projects, other Water Supply Projects,



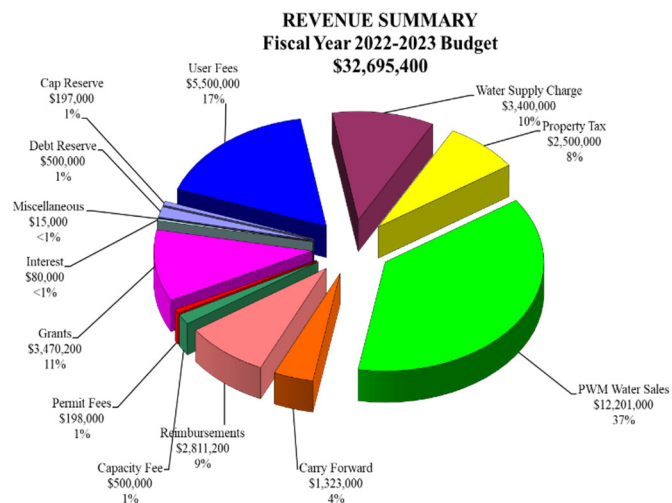
mitigation projects, and non-reimbursable conservation & rebate program activities. It also includes \$4,761,400 towards reimbursement project costs. The reimbursable project expenditure budget includes funds for the operation of ASR 1 & 2, Los Padres Dam Alternative Study, Sleepy Hollow Intake construction, IRWM Implementation Project, grant funded projects, and conservation rebate program costs. In addition, it also includes \$12,201,000 towards PWM water purchase costs. The budget was prepared with the assumption that Cal-Am would continue to reimburse the District for the operation of ASR 1 & 2.

Other large project expenditures include \$48,500 for riparian and erosion control activities, \$1,137,500 for the operation of the Sleepy Hollow fish rearing facility and related fish rescue activities, \$224,100 for lagoon and hydrologic monitoring, \$3,475,200 for IRWM Implementation Project, \$402,000 for conservation related activities, and \$400,000 for water conservation rebates. The rebate amount is reimbursable by Cal-Am ratepayers. The project expenditure budget also includes \$1,750,000 for a new near-term production capacity project. It also includes \$1,000,000 related to PWM expansion project.

The budget for legal expenses is \$400,000 which is maintained at the same level from previous fiscal year. The budget also assumes payment of \$230,000 for debt service (interest and principal) towards the Mechanics Bank ASR loan (previously Rabobank). The budget also includes \$450,000 for fixed assets purchases. The FY 2020-2023 Budget also includes a 3-Year Capital Improvement Project Forecast.

Revenues

The FY 2022-2023 revenue budget totals \$32,695,400 which is higher from the amount budgeted in FY 2021-2022. This budget assumes collection of the previously adopted Water Supply Charge in the amount of \$3,400,000 for FY 2022-2023. This budget also includes continued collection of the User Fee revenue in the amount of \$5,500,000 from ratepayers of California American Water. This User Fee revenue projection is based on an estimated collection of revenues by California American Water. Property tax revenues are projected to be \$2,500,000 which is slightly higher than the amount budgeted in FY 2021-2022. PWM water sales revenue in the amount of \$12,201,000 based on 3,500 ac. ft. of water delivery. Capacity Fees are estimated to be \$500,000; permit revenues are budgeted at \$198,000, both projected at the same level as prior fiscal year. Projected revenues also include reimbursements of \$792,600 from Cal-Am ratepayers for ASR 1 and ASR 2 operational costs, \$400,000 from Cal-Am ratepayers for rebates, \$39,600 for services provided to the Seaside Basin Watermaster, and \$3,470,200 in grant funds. The carry forward are funds that was budgeted but not spent in prior fiscal year for projects and so the projects are rolled forward to the current fiscal year.



Reserves

The following table summarizes the ending balances in the reserve accounts. There are changes to reserve balances as a result of the proposed budget:

Reserve Description	Projected Balance 06/30/2022	FY 2022-2023 Change	Projected Balance 06/30/2023
Litigation/Insurance Reserve	\$250,000	\$0	\$250,000
Capital Reserve	1,083,300	211,500	1,294,800
Flood/Drought Reserve	328,944	0	328,944
Debt Reserve	222,654	0	222,654
Pension Reserve	400,000	100,000	500,000
OPEB Reserve	400,000	100,000	500,000
Mechanics Bank Reserve	500,000	500,000	1,000,000
General Operating Reserve	15,163,095	(1,060,600)	14,102,495
Total	\$18,347,993	(\$149,100)	\$18,198,893

As the table above indicates the general reserve is expected to have a balance of approximately \$14,102,495, or 53% of the operating budget. The reserve change column has (\$149,100) use in reserves for the current fiscal year. The current year also includes \$200,000 set aside for pension/other post-employment benefit reserve accounts, \$408,500 set aside for capital reserve, and \$500,000 set aside for Mechanics Bank (formerly Rabobank) loan payoff.

Summary

The 2022-2023 Budget was prepared using the strategies adopted in 2005 by the Board of Directors to adopt balanced budgets on an annual basis. The FY 2022-2023 Budget does include use of reserves to balance the budget. This budget assumes continued collection of the District's four main sources of revenues (Water Supply Charge, User Fee, Property Tax, and PWM water sales), which will allow the District to maintain its service levels currently provided by the District and sustain its ability to achieve the objectives in the District's Strategic Plan, including Mission and Vision Statements. The District's Management Team would like to thank the Board of Director's and other District employees for their contributions and participation in the development of the FY 2022-2023 Budget. They have made contribution to the development of the budget under difficult circumstances and we acknowledge their efforts. As always, this challenging process has produced an excellent document worthy of recognition.

Respectfully submitted:

David J. Stoldt
General Manager

Suresh Prasad
Administrative Services Manager/
Chief Financial Officer



MISSION STATEMENT

Sustainably manage and augment the water resources of the Monterey Peninsula to meet the needs of its residents and businesses while protecting, restoring, and enhancing its natural and human environments.

VISION STATEMENT

Model ethical, responsible, and responsive governance in pursuit of our mission.



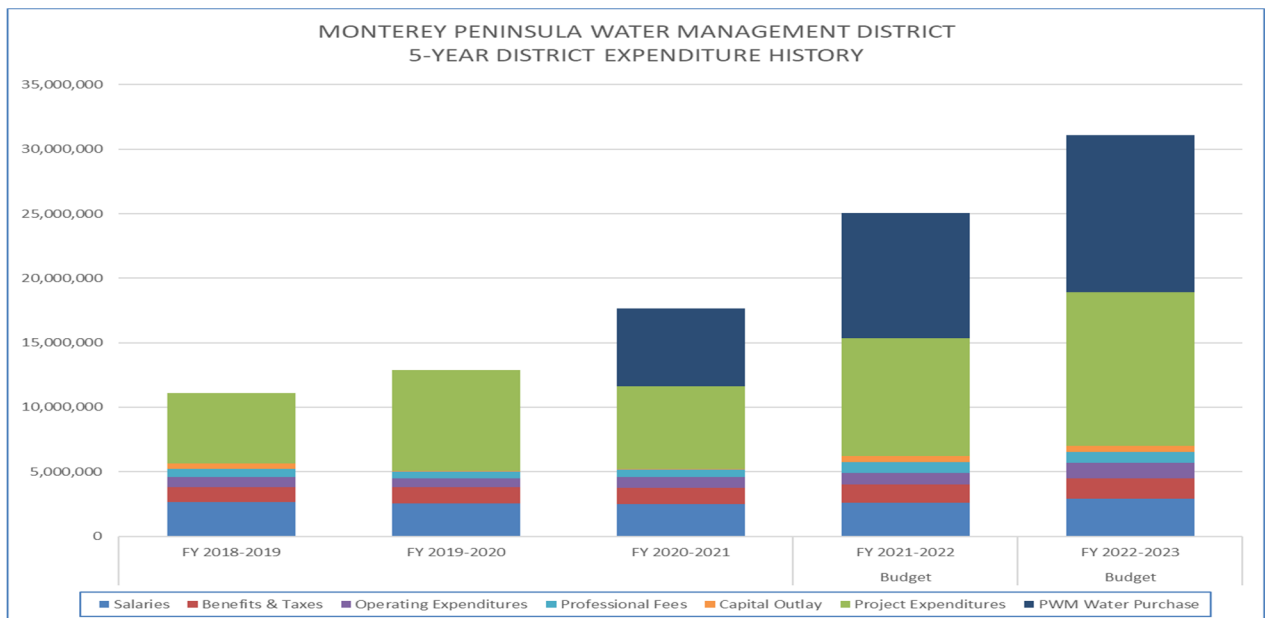
Introduction

In Monterey County, there is no issue that causes more discussion than water supply and management. Whether it is Steelhead on the Carmel River, slant wells in Marina, or agricultural supply in the Salinas Valley, everyone has an opinion on water. In the past several years, however, one opinion shared by the majority of the Monterey Peninsula has been the positive presence and stability of the Monterey Peninsula Water Management District.

Originally formed in 1978 to provide a water supply solution, to promote water conservation, and to perform environmental stewardship, the Water Management District, has continually strived to meet the ever-changing needs of the community while staying true to its enabling legislation. Many people forget that in the late 1980s and early 1990s, the District introduced two separate water supply projects that would have provided well over 20,000 acre-feet of water per year and permanently solved the Monterey Peninsula’s current water supply issues. These two projects, among others, were either voted down or abandoned for lack of community or legislative support.

A Focus on Water Supply

Nevertheless, the District persisted in its goal of creating new water and did so by creatively examining where this water could be found. From the expansion of the Paralta Well and the creation of the Pebble Beach Reclamation Project to the establishment of Aquifer Storage and Recovery and Pure Water Monterey Projects, the Water Management District is responsible for over 7,000 acre-feet of new water supply for the Monterey Peninsula. This renewed focus on water supply is evidenced by the changing face of the District’s expenditures.



As shown in the chart above, the District's expenditures on water projects (green segment in chart) has been a steady \$5 to \$10 million each year recently. What's more, beginning in 2020 with the completion of Pure Water Monterey the District's expenditure on purchased water for resale to Cal-Am (dark blue in chart) has gone from \$6 million to almost \$11 million expected in FY2022-23.

Since 2013, the District has spent \$39 million out-of-pocket on water projects, and sought State and Federal grants and loans for over \$100 million more.

Conserving at the Same Time

While the District was working on new water, it was also focused on making better use of the Monterey Peninsula's existing water supply through conservation. The State Water Resources Control Board Order in 1995, compelling the local water retailer to reduce its illegal pumping from the Carmel River, was an initial motivating factor in these efforts, but it was the recent drought that truly brought the public's acceptance of reduced water use to its current level. Through its outreach and legislative efforts, the District helped the Monterey Peninsula reduce its overall water consumption by almost 35%. From 1997 through 2021, the residents and businesses in the area decreased usage from 15,000 acre-feet of water per year to below 9,800. The methods range from rebates for water-efficient appliances and fixtures and the distribution of thousands of free water-saving devices to mandatory retrofits for commercial properties and updated outdoor irrigation regulations. Most importantly is the fact that the tremendous reduction in use was done without rationing, a common tactic used by water agencies during times of drought.

Environmental Stewardship

The Monterey Peninsula is one of the most beautiful places in the country. That's why millions of visitors travel here each year and its residents are fiercely protective of its natural environment. What if the private water company tasked with supplying water to those residents, businesses, and visitors was illegally over-drafting the area's water sources and endangering flora and fauna along the way?

Luckily, the Water Management District had the legislative oversight necessary to help mitigate over-pumping of the Carmel River and Seaside Basin. That plan, executed by the biologists and engineers at the Water Management District has been responsible for multiple projects including repairing streambanks of the Carmel River to prevent erosion as well as restoring the riverbeds and surrounding habitat to improve conditions for the fish and animals that live there. The District's Steelhead Rescue Team has been responsible for saving thousands of the endangered fish relocating them in the river or allowing them to flourish and grow at the Sleepy Hollow Fish Rearing Facility before their release back into the wild. Additionally, District scientists are employing state of the art monitoring technology to learn more about how to preserve the species.

Transparency

With so much change in local and regional public agencies, the Water Management District has enjoyed unprecedented stability over the past several years. Drawing on renewed mission, values, and vision statements, the special district's staff and Board of Directors have created a culture of transparency and honest communication with its constituents, businesses, and other organizations and municipalities. Tough decisions are part of any public agency's day, but when those decisions

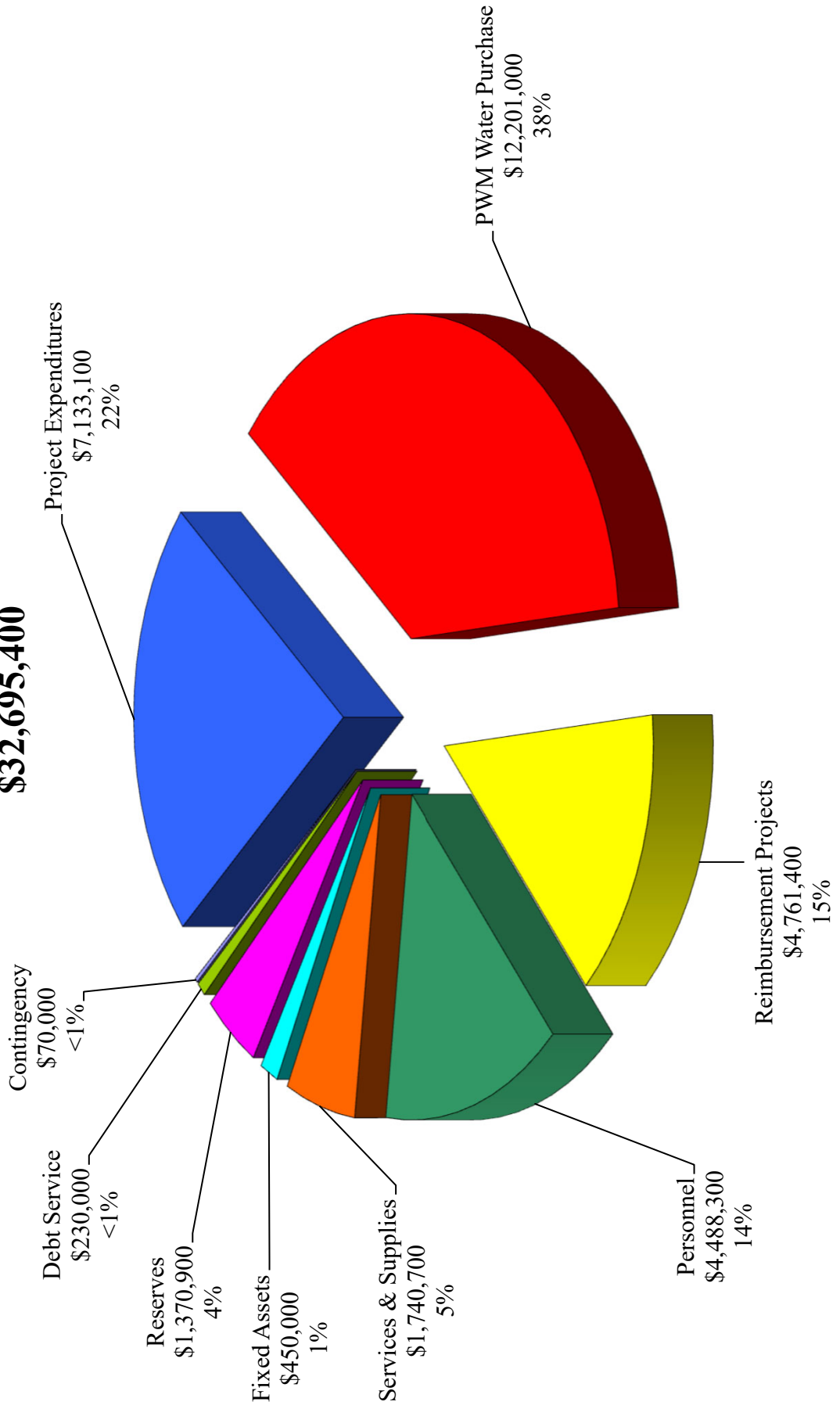
involve a critical public service like water, they become that much more important. Prior to making those decisions at the committee and board levels, the District often meets with the public to receive their input before formally discussing and voting on the issue at hand. As stewards of the public's money, the Water Management District takes its budgeting and accounting process extremely seriously. The reporting of this fiscal responsibility has earned the District back to back Certificate of Achievement in Financial Reporting from the prestigious Government Finance Officers Association of the United States and Canada and a certificate honoring its transparency from the California Special Districts Association.

The District continues to serve needs of the residents, businesses, and organizations on the Monterey Peninsula with stability, transparency, and honesty. While the personalities of its Board of Directors may change, the District is steadfast in its commitment to its mission: promote or provide for a long-term sustainable water supply, and to manage and protect water resources for the benefit of the community and the environment.

EXPENDITURE SUMMARY

Fiscal Year 2022-2023

\$32,695,400



**Monterey Peninsula Water Management District
Expenditures Comparison by Year
Fiscal Year 2022-2023 Budget**

	FY 2020-2021 Revised	FY 2021-2022 Revised	FY 2022-2023 Proposed	Change From Previous Year	Percentage Change
PERSONNEL					
Salaries	\$2,651,200	\$2,611,200	\$2,920,500	\$309,300	11.85%
Retirement	647,400	707,100	791,900	84,800	11.99%
Unemployment Compensation	3,000	12,000	10,000	(2,000)	-16.67%
Auto Allowance	6,000	6,000	6,000	0	0.00%
Deferred Compensation	9,400	10,000	10,500	500	5.00%
Temporary Personnel	10,000	50,000	10,000	(40,000)	-80.00%
Workers Comp. Ins.	85,000	66,800	57,100	(9,700)	-14.52%
Employee Insurance	376,700	365,900	434,500	68,600	18.75%
Employee Insurance - Retirees	129,000	141,000	154,500	13,500	9.57%
Medicare & FICA Taxes	46,800	43,600	50,500	6,900	15.83%
Personnel Recruitment	3,000	3,000	8,000	5,000	166.67%
Other Benefits	1,500	2,000	2,000	0	0.00%
Staff Development	5,800	15,300	32,800	17,500	114.38%
Subtotal	\$3,974,800	\$4,033,900	\$4,488,300	\$454,400	11.26%
SERVICES & SUPPLIES					
Board Member Comp	\$33,900	\$34,000	\$37,000	\$3,000	8.82%
Board Expenses	10,000	4,000	9,000	5,000	125.00%
Rent	23,200	24,200	24,200	-	0.00%
Utilities	33,200	33,200	33,200	-	0.00%
Telephone	46,500	50,000	47,000	(3,000)	-6.00%
Facility Maintenance	56,300	56,600	55,000	(1,600)	-2.83%
Bank Charges	15,100	20,000	25,000	5,000	25.00%
Office Supplies	18,300	19,000	24,200	5,200	27.37%
Courier Expense	6,100	6,000	7,600	1,600	26.67%
Postage & Shipping	6,800	5,900	7,900	2,000	33.90%
Equipment Lease	13,900	13,000	18,000	5,000	38.46%
Equip. Repairs & Maintenance	7,000	7,000	5,000	(2,000)	-28.57%
Printing/Duplicating/Binding	500	500	600	100	20.00%
IT Supplies/Services	220,000	231,000	250,000	19,000	8.23%
Operating Supplies	16,100	16,700	21,200	4,500	26.95%
Legal Services	400,000	400,000	400,000	-	0.00%
Professional Fees	360,200	455,000	460,000	5,000	1.10%
Transportation	33,000	31,000	31,000	-	0.00%
Travel	8,000	14,000	18,000	4,000	28.57%
Meeting Expenses	16,800	19,600	21,200	1,600	8.16%
Insurance	98,000	134,000	160,000	26,000	19.40%
Legal Notices	3,100	3,100	3,200	100	3.23%
Membership Dues	38,300	35,400	42,200	6,800	19.21%
Public Outreach	1,900	2,600	3,000	400	15.38%
Assessors Administration Fee	20,000	30,000	34,000	4,000	13.33%
Miscellaneous	3,000	3,100	3,200	100	3.23%
Subtotal	\$1,489,200	\$1,648,900	\$1,740,700	\$91,800	5.57%
FIXED ASSETS	229,000	448,500	450,000	\$1,500	0.33%
PROJECT EXPENDITURES					
Project Expenses	11,698,800	6,717,900	7,133,100	415,200	6.18%
PWM Water Purchase	4,800,000	9,695,000	12,201,000	2,506,000	25.85%
Reimbursement Projects	4,351,900	2,414,300	4,761,400	2,347,100	97.22%
ELECTION EXPENSE	200,000	0	250,000	250,000	100.00%
CONTINGENCY	70,000	70,000	70,000	0	0.00%
Subtotal	\$21,349,700	\$19,345,700	\$24,865,500	\$5,519,800	28.53%
DEBT SERVICE					
FLOOD/DROUGHT RESERVE	0	0	0	0	0.00%
CAPITAL RESERVE	324,400	339,300	408,500	69,200	20.39%
GENERAL FUND BALANCE	500,000	500,000	262,400	(237,600)	-47.52%
PENSION RESERVE	100,000	100,000	100,000	0	0.00%
OPEB RESERVE	100,000	100,000	100,000	0	0.00%
MECHANICS BANK RESERVE	500,000	500,000	500,000	0	0.00%
RECLAMATION PROJECT	0	0	0	0	0.00%
Subtotal	\$1,754,400	\$2,269,300	\$1,600,900	(\$668,400)	-29.45%
EXPENDITURE TOTAL	\$28,568,100	\$27,297,800	\$32,695,400	\$5,397,600	19.77%

**Monterey Peninsula Water Management District
Expenditures by Operating Fund
Fiscal Year 2022-2023 Budget**

	Mitigation	Water Supply	Conservation	Total
<u>PERSONNEL</u>				
Salaries	\$942,800	\$1,154,900	\$822,800	\$2,920,500
Retirement	247,900	337,700	206,300	791,900
Unemployment Compensation	4,000	4,100	1,900	10,000
Auto Allowance	900	3,600	1,500	6,000
Deferred Compensation	1,600	6,300	2,600	10,500
Temporary Personnel	3,400	3,600	3,000	10,000
Workers Comp. Ins.	27,600	25,700	3,800	57,100
Employee Insurance	143,200	155,200	136,100	434,500
Employee Insurance - Retirees	52,500	55,600	46,400	154,500
Medicare & FICA Taxes	17,200	20,400	12,900	50,500
Personnel Recruitment	2,700	2,900	2,400	8,000
Other Benefits	700	700	600	2,000
Staff Development	9,700	10,000	13,100	32,800
Subtotal	\$1,454,200	\$1,780,700	\$1,253,400	\$4,488,300
<u>SERVICES & SUPPLIES</u>				
Board Member Comp	12,600	13,300	11,100	37,000
Board Expenses	3,100	3,200	2,700	9,000
Rent	10,300	10,600	3,300	24,200
Utilities	11,500	12,100	9,600	33,200
Telephone	16,200	16,900	13,900	47,000
Facility Maintenance	18,700	19,800	16,500	55,000
Bank Charges	8,500	9,000	7,500	25,000
Office Supplies	7,700	8,200	8,300	24,200
Courier Expense	2,600	2,700	2,300	7,600
Postage & Shipping	2,400	2,600	2,900	7,900
Equipment Lease	6,100	6,500	5,400	18,000
Equip. Repairs & Maintenance	1,700	1,800	1,500	5,000
Printing/Duplicating/Binding	200	200	200	600
IT Supplies/Services	85,000	90,000	75,000	250,000
Operating Supplies	2,700	2,700	15,800	21,200
Legal Services	120,000	220,000	60,000	400,000
Professional Fees	156,400	165,600	138,000	460,000
Transportation	14,700	14,700	1,600	31,000
Travel	6,100	6,200	5,700	18,000
Meeting Expenses	6,500	7,000	7,700	21,200
Insurance	54,400	57,600	48,000	160,000
Legal Notices	1,200	1,200	800	3,200
Membership Dues	12,800	13,600	15,800	42,200
Public Outreach	1,000	1,100	900	3,000
Assessors Administration Fee	12,800	8,500	12,700	34,000
Miscellaneous	1,100	1,100	1,000	3,200
Subtotal	\$576,300	\$696,200	\$468,200	\$1,740,700
FIXED ASSETS	265,200	104,700	80,100	450,000
PROJECT EXPENDITURES				0
Project Expenses	1,430,650	5,219,450	483,000	7,133,100
PWM Water Purchase	0	12,201,000	0	12,201,000
Reimbursement Projects	3,509,800	792,600	459,000	4,761,400
ELECTION EXPENSE	85,000	90,000	75,000	250,000
CONTINGENCY	23,800	25,200	21,000	70,000
Subtotal	\$5,314,450	\$18,432,950	\$1,118,100	\$24,865,500
DEBT SERVICE	0	230,000	0	230,000
CAPITAL RESERVE	143,450	227,850	37,200	408,500
GENERAL FUND BALANCE	91,400	71,500	99,500	262,400
PENSION RESERVE	34,000	36,000	30,000	100,000
OPEB RESERVE	34,000	36,000	30,000	100,000
MECHANICS BANK RESERVE	0	500,000	0	500,000
RECLAMATION PROJECT				0
Subtotal	\$302,850	\$1,101,350	\$196,700	\$1,600,900
EXPENDITURE TOTAL	\$7,647,800	\$22,011,200	\$3,036,400	\$32,695,400

Monterey Peninsula Water Management District
Labor Allocation by Operating Funds
Fiscal Year 2022-2023

	<u>Mitigation</u>	<u>Water Supply</u>	<u>Conservation</u>	<u>Total</u>
<u>General Manager's Office</u>				
General Manager	15%	60%	25%	100%
Executive Assistant	25%	50%	25%	100%
Public Relations	25%	50%	25%	100%
Financial Analyst	25%	50%	25%	100%
<u>Administrative Services</u>				
ASD Mgr/CFO	33%	34%	33%	100%
Accountant	33%	34%	33%	100%
HR Coordinator/Contract Specialist	33%	34%	33%	100%
Senior Office Specialist	33%	34%	33%	100%
Accounting/Office Specialist	33%	34%	33%	100%
<u>Water Resources</u>				
Water Resources Manager	10%	90%	0%	100%
Distict Engineer - Contract	50%	50%	0%	100%
Snr. Water Resources Engineer	25%	75%	0%	100%
Associate Hydrologist	10%	90%	0%	100%
Assistant Hydrologist	10%	90%	0%	100%
Assistant Hydrologist	10%	90%	0%	100%
<u>Water Demand</u>				
Water Demand Manager	0%	20%	80%	100%
Conservation Analyst	0%	75%	25%	100%
Conservation Analyst	0%	25%	75%	100%
Conservation Rep II	0%	0%	100%	100%
Conservation Rep I	0%	0%	100%	100%
Conservation Technician	0%	0%	100%	100%
Administrative Assistant	0%	0%	100%	100%
<u>Environmental Resources</u>				
Environmental Resources Manager	80%	20%	0%	100%
Associate Fisheries Biologist	100%	0%	0%	100%
Associate Fisheries Biologist	100%	0%	0%	100%
Assistant Fisheries Biologist	100%	0%	0%	100%
River Maintenance Specialist	90%	10%	0%	100%
Environmental Programs Specialist	100%	0%	0%	100%
Average Percentage	34%	36%	30%	100%

Monterey Peninsula Water Management District
Expenditures by Division
Fiscal Year 2022-2023 Budget

	General Manager's Office	Administrative Services	Water Resources	Water Demand	Environmental Resources	Total
<u>PERSONNEL</u>						
Salaries	\$430,400	\$500,000	\$679,300	\$693,900	\$616,900	\$2,920,500
Retirement	129,100	138,500	152,800	191,600	179,900	791,900
Unemployment Compensation	0	3,000	3,000	1,000	3,000	10,000
Auto Allowance	6,000	0	0	0	0	6,000
Deferred Compensation	10,500	0	0	0	0	10,500
Temporary Personnel	0	10,000	0	0	0	10,000
Workers' Comp.	2,000	2,400	26,100	3,200	23,400	57,100
Employee Insurance	53,700	82,400	83,700	115,400	99,300	434,500
Employee Insurance - Retirees	0	154,500	0	0	0	154,500
Medicare & FICA Taxes	6,300	10,100	15,000	10,100	9,000	50,500
Personnel Recruitment	0	8,000	0	0	0	8,000
Other Benefits	0	2,000	0	0	0	2,000
Staff Development	2,400	8,000	8,000	10,000	4,400	32,800
Subtotal	\$640,400	\$918,900	\$967,900	\$1,025,200	\$935,900	\$4,488,300
<u>SERVICES & SUPPLIES</u>						
Board Member Comp	\$0	\$37,000	\$0	\$0	\$0	37,000
Board Expenses	9,000	0	0	0	0	9,000
Rent	0	11,000	6,600	0	6,600	24,200
Utilities	0	32,000	600	0	600	33,200
Telephone	1,000	32,000	7,000	4,000	3,000	47,000
Facility Maintenance	0	55,000	0	0	0	55,000
Bank Charges	0	25,000	0	0	0	25,000
Office Supplies	1,000	20,000	600	2,000	600	24,200
Courier Expense	0	7,600	0	0	0	7,600
Postage & Shipping	300	6,000	600	1,000	0	7,900
Equipment Lease	0	18,000	0	0	0	18,000
Equip. Repairs & Maintenance	0	5,000	0	0	0	5,000
Printing/Duplicating/Binding	600	0	0	0	0	600
IT Supplies/Services	0	250,000	0	0	0	250,000
Operating Supplies	600	2,000	3,000	15,000	600	21,200
Legal Services	0	400,000	0	0	0	400,000
Professional Fees	285,000	175,000	0	0	0	460,000
Transportation	0	2,000	12,000	1,000	16,000	31,000
Travel	6,500	4,000	1,000	2,500	4,000	18,000
Meeting Expenses	1,000	18,000	0	2,000	200	21,200
Insurance	0	160,000	0	0	0	160,000
Legal Notices	600	2,000	600	0	0	3,200
Membership Dues	35,000	1,000	600	5,000	600	42,200
Public Outreach	3,000	0	0	0	0	3,000
Assessors Administration Fee	0	34,000	0	0	0	34,000
Miscellaneous	600	2,600	0	0	0	3,200
Subtotal	\$344,200	\$1,299,200	\$32,600	\$32,500	\$32,200	\$1,740,700
FIXED ASSETS	0	308,000	0	0	142,000	450,000
<u>PROJECT EXPENDITURES</u>						
Project Expenses	1,762,000	0	3,852,100	343,000	1,176,000	7,133,100
PWM Water Purchase	0	0	12,201,000	0	0	12,201,000
Reimbursement Projects	0	0	4,207,400	459,000	95,000	4,761,400
ELECTION EXPENSE	0	250,000	0	0	0	250,000
CONTINGENCY	0	70,000	0	0	0	70,000
Subtotal	\$1,762,000	\$628,000	\$20,260,500	\$802,000	\$1,413,000	\$24,865,500
DEBT SERVICE	0	230,000	0	0	0	230,000
CAPITAL RESERVE	0	408,500	0	0	0	408,500
GENERAL FUND BALANCE	0	262,400	0	0	0	262,400
PENSION RESERVE	0	100,000	0	0	0	100,000
OPEB RESERVE	0	100,000	0	0	0	100,000
MECHANICS BANK RESERVE	0	500,000	0	0	0	500,000
RECLAMATION PROJECT	0	0	0	0	0	0
Subtotal	\$0	\$1,600,900	\$0	\$0	\$0	\$1,600,900
Expenditure Total	\$2,746,600	\$4,447,000	\$21,261,000	\$1,859,700	\$2,381,100	\$32,695,400

**Monterey Peninsula Water Management District
Project Expenditures
Fiscal Year 2022-2023 Budget**

Objective	Timeline	Total	Account	Division	Reimbursable	Source
AUGMENT WATER SUPPLY						
Operations Modeling						
1-1-2	Los Padres Dam Long Term Plan					
A	Fish Passage	Ongoing	4,000	35-03-786015	ERD	
B	Alternatives Analysis and Sediment Management	June	80,000	35-03-786015	ERD	0 CAW
1-1-3	PWM/MPWSP Operations Model (CRBHM & SGBM)	June	98,000	35-03-786038	WRD	
Water Supply Projects						
1-2-1	Water Project 1 (Aquifer Storage Recovery 1)					
A	Santa Margarita Site - Site Work					
1	UXO Support	Ongoing	22,000	35-04-786004	WRD	
2	Land easement	Fall/Winter	110,000	35-04-786004	WRD	
3	Site landscaping	Fall/Winter	70,000	35-04-786004	WRD	
4	Expansion Final Work	Spring/Summer	10,000	35-04-786004	WRD	
5	Survey & Drawings	Spring/Summer	30,000	35-04-786004	WRD	
6	Booster Skid Design	Spring/Summer	80,000	35-04-786004	WRD	
7	RWQCB Annual Operating Fee	Spring/Summer	3,600	35-04-786004	WRD	
B	ASR - Operations & Maintenance					
1	Operations support	Ongoing	80,000	35-04-786005	WRD	80,000 CAW
2	Water quality lab analysis	Ongoing	50,000	35-04-786005	WRD	50,000 CAW
3	Electrical power	Ongoing	500,000	35-04-786005	WRD	500,000 CAW
4	Supplemental Sampling and Analysis Plan (SSAP)	Ongoing	120,000	35-04-786005	WRD	120,000 CAW
5	Retrofit Paralta Test for RWQCB sampling	Once	36,000	35-04-786005	WRD	36,000 CAW
6	RWQCB General Permit Fees	Ongoing	3,600	35-04-786005	WRD	3,600 CAW
7	Maintenance	Ongoing	3,000	35-04-786005	WRD	3,000 CAW
1-4-1	Water Rights Permits Fees	Ongoing	10,000	35-03-781200	WRD	
1-5-1	Ground Water Replenishment Project (PWM)					
A	Other Seaside Basin Model	Ongoing	75,000	35-03-786010	GMO	
B	Geochemical Mixing Study	Ongoing	30,000	35-03-786010	GMO	
C	Operating Reserve (300 ac ft)	One-time	1,200,000	35-03-786011	WRD	
D	PWM Water Purchase (3,500 ac ft)	Ongoing	12,201,000	35-03-786017	WRD	12,201,000 CAW
E	PWM Expansion	One-time	1,000,000	35-01-786014	GMO	
1-7-1	Permit 20808B Alternatives Analysis	Ongoing	80,000	35-04-786016	WRD	
1-9-1	Cal-Am Desal Project	Ongoing	30,000	35-01-786025	GMO	
1-10-1	Local Water Projects	Ongoing	157,000	35-03-786033	GMO	
1-14-1	Monterey Water System Acquisition	Ongoing				
1-14-1 A	Acquisition - Phase 2	Ongoing	500,000	xx-01-786200	GMO	
1-15-1	Water Allocation Process	Ongoing	75,000	35-01-786040	GMO	
1-16-1	New Project					
A	Near Term Production Capacity	Summer	1,750,000		WRD	
AUGMENT WATER SUPPLY TOTAL			18,408,200			12,993,600

**Monterey Peninsula Water Management District
Project Expenditures
Fiscal Year 2022-2023 Budget**

Objective	Timeline	Total	Account	Division	Reimbursable	Source
PROTECT ENVIRONMENTAL QUALITY						
Riparian Mitigations						
2-1-1	Irrigation Program					
A	Operate and maintain 4 well systems	Ongoing	5,000	24-03-785011	ERD	
B	Operate and maintain District project systems	Ongoing	17,000	24-03-785012	ERD	
2-1-2	Riparian Corridor Management					
A	Maintain and diversify plantings at District projects					
1	Seed collection and propagation	Ongoing	2,000	24-03-787030	ERD	
2	Riparian corridor maintenance (projects/equipment)	Ongoing	2,000	24-03-787080	ERD	
2-1-3	Riparian Monitoring Program					
A	Vegetation and soil moisture monitoring	Ongoing	500	24-03-787021	ERD	
2-1-4	Address Vegetation Hazards, Permitting, and Remove Trash	Ongoing	20,000	24-03-787040	ERD	
Erosion Protection						
2-2-1	Repair Bank Damage at District Restoration Projects					
A	Work at lower San Carlos restoration project	June	2,000	24-03-789541	ERD	
Aquatic Resources Fisheries						
2-3-1	Sleepy Hollow Facility Operations					
A	General operations and maintenance	Ongoing	50,000	24-04-785813	ERD	
B	Power	Ongoing	70,000	24-04-785816	ERD	
C	Road maintenance	June	20,000	24-04-785813	ERD	
D	Replacement of standby generator fuel	Ongoing	3,000	24-04-785813	ERD	
E	Generator maintenance service	Spring	6,500	24-04-785813	ERD	
F	Facility upgrade (construction)	2021	45,000	24-04-785812	ERD	95,000 Coastal Conservancy
G	ESA Section 10 SHSRF Evaluations (PIT Tag)	Ongoing	50,000	24-04-785811	ERD	
H	Replace/Maintain Rotary Drum Screen	Spring	2,000	24-04-785813	ERD	
I	Water Resources Assitant	Jun.-Jan.	20,000	24-04-785814	ERD	
J	Fisheries Aide for Weekend Shift	Jun.-Jan.	0	24-04-785814	ERD	
K	Operations Consultant with Web Support	Ongoing	26,000	24-04-785813	ERD	
L	Design/Construct Rearing Channel and Quarantine Tank Improvem	2022	750,000	24-04-785812	ERD	
2-3-2	Conduct Juvenile Rescues					
A	Miscellaneous fish rescue supplies	Ongoing	10,000	24-04-785822	ERD	
B	Water Resources Assistant	Ongoing	20,000	24-04-785814	ERD	
C	Fishereis Aide and Pop Survey	Ongoing	20,000	24-04-785814	ERD	
D	Recalibrate backpack electro-fisher	Ongoing	1,000	24-04-785822	ERD	
E	Waders and Field Clothes	Ongoing	3,000	24-04-785822	ERD	
2-3-3	Rescue & Transport Smolts					
A	Smolt rescue supplies	Feb-May	2,000	24-04-785833	ERD	
B	Water Resources Assistant	March-May	0	24-04-785814	ERD	
C	Fisheries Aide for Weekend Shift	March-May	6,000	24-04-785814	ERD	
2-3-4	Monitoring of Adult Steelhead Counts					
A	Resistance Board Weir Maintenance & Permitting	Winter 2018	7,000	24-04-785851	ERD	
B	Resistance Board Weir Construction/Training/Installation	Winter 2018	5,000	24-04-785851	ERD	
C	Fisheries Aide/Weekend	Dec.-May	6,000	24-04-785814	ERD	
E	Wier Surveillance Camera	2021	5,000	24-04-785851	ERD	
2-3-5	Adult & kelt rescue and transport	Ongoing	1,000	24-04-785840	ERD	
2-3-6	Contracted Aquatic Invertebrate Identification & Retraining	Oct.	3,000	24-04-785860	ERD	
2-3-7	Carmel River & Lagoon Water Quality Monitoring Samples	Ongoing	5,000	24-04-785870	ERD	
	Water Resources Assistant	Ongoing	0	24-04-785814	ERD	
2-3-8	CDO/Cal-Am Spawning Gravel Replenishment					
A.	Planning & Permitting	Ongoing	1,000	24-04-785852	ERD	

**Monterey Peninsula Water Management District
Project Expenditures
Fiscal Year 2022-2023 Budget**

Objective	Timeline	Total	Account	Division	Reimbursable	Source
Lagoon Mitigation Activities						
2-4-1	Monitoring					
A	Bi-annual inter-agency cooperative Steelhead survey	June/Dec	1,000	24-04-785871	ERD	
Hydrologic						
2-5-1	Carmel Valley					
A	Monitor Carmel River near Carmel (USGS)	Ongoing	17,500	35-04-785600	WRD	
B	Water quality chemical analyses	Ongoing	2,000	35-04-781510	WRD	
C	Fractured rock well monitoring	Ongoing	4,000	35-04-785507	WRD	
D	Waders/Field Clothing	Ongoing	3,500	35-04-785502	WRD	
2-5-2	Seaside Basin Watermaster					
A	MMP implementation (non-labor portion)	Ongoing	35,000	35-04-786003	WRD	35,000 Seaside Watermaster
B	MPWMD monitor well maintenance (pumps)	Ongoing	1,000	35-04-786003	WRD	1,000 Seaside Watermaster
C	Replace QED pump	Ongoing	3,100	35-04-786003	WRD	3,100 Seaside Watermaster
D	ROE renewal for Ft Ord Dunes State Park access	Ongoing	500	35-04-786003	WRD	500 Seaside Watermaster
2-5-3	District Wide					
A	Stream flow monitoring program					
1	Miscellaneous equipment	Ongoing	12,000	xx-03-785502	WRD	
2	Data line rental - 14 sites	Ongoing	4,000	xx-03-781602	WRD	
3	Hydstra Time Series Software Annual Support	Ongoing	8,500	xx-03-781602	WRD	
4	Hydstra consulting - report customization/website	Summer-Fall	8,000	xx-03-781602	WRD	
5	Purchase cellular modems	Summer-Fall	8,600	xx-03-781602	WRD	
6	Upgrade MPWMD Gaging Stations	Summer-Fall	9,000	xx-03-785502	WRD	
	A. Above Los Padres Gage - Install	Summer-Fall	4,600	xx-03-785502	WRD	
7	Arborist	Ongoing	6,000	xx-03-785502	WRD	
8	Hydstra License for Web Plots	Once	14,000	xx-03-785502	WRD	
9	Stream Gage Dashboard	Once	2,000	xx-03-785502	WRD	
10	Doppler Current Meter	Once	32,000	xx-03-785502	WRD	
B	Other Hydrologic Monitoring					
1	Monitor well conversions	Ongoing	2,000	xx-03-785502	WRD	
2	Annual Well Reporting	Ongoing	3,000	xx-03-781602	WRD	
3	Misc. equipment (2 well probes)	Ongoing	3,000	xx-03-781602	WRD	
4	Replacement rain/temp stations (incl site fencing)	Ongoing	1,600	xx-03-781602	WRD	
5	Replacement XD's and rugged cables	Ongoing	5,200	xx-03-781602	WRD	
6	Analysis Software (AQ/QA Rockworks)	Ongoing	2,000	xx-03-785502	WRD	
7	Replacement water quality probe(s)	Ongoing	5,000	xx-03-785502	WRD	
8	Drone and software	Once	10,000	xx-03-785502	WRD	
9	Hach Surfacewater Current Meter	Once	8,000	xx-03-785502	WRD	
10	Field Laptops	Ongoing	3,000	xx-03-785502	WRD	
11	Bathymetric Monitoring Equipment	Once	5,000	xx-03-785502	WRD	
Integrated Regional Water Management						
2-6-1	Integrated Regional Water Management					
A	Prop 1 coordination	Ongoing	100,000	24-03-785505	WRD	
B	DAC needs assessment	Ongoing	1,200	24-03-785521	WRD	1,200 DWR
C	Implementation Grant	Ongoing	1,885,000	24-03-785521	WRD	1,885,000 DWR
D	Implementation Grant Round 2	Ongoing	1,489,000	24-03-785521	WRD	1,489,000 DWR
PROTECT ENVIRONMENTAL QUALITY TOTAL			4,885,300			3,509,800

**Monterey Peninsula Water Management District
Project Expenditures
Fiscal Year 2022-2023 Budget**

Objective	Timeline	Total	Account	Division	Reimbursable	Source
WATER DEMAND						
Water Distribution System Permitting						
4-0-1	Permit Processing Assistance	Ongoing	15,000	26-05-785503	WDD	15,000 Applicant
4-0-2	Hydrogeologic Impact Review	Ongoing	5,000	26-05-785503	WDD	5,000 Applicant
4-0-3	County Fees - CEQA Posting and Recording	Ongoing	3,000	26-05-785503	WDD	3,000 Applicant
4-0-4	WDS Permit Package Review (MPWMD Counsel)	Ongoing	16,000	26-05-785503	WDD	16,000 Applicant
Demand Management						
4-1-1	Rule Implementation/Enforcement					
A	Deed Restriction recording	Ongoing	50,000	26-05-781900	WDD	20,000 Applicant
B	CEQA Compliance	Fall	6,000	26-05-780100	WDD	
Water Conservation						
4-2-1	Conservation Outreach					
A	Outreach and communication	Ongoing	110,000	26-05-781140	WDD	
B	CII Outreach	Ongoing	5,000	26-05-781130	WDD	
C	PRV Outreach	Ongoing	2,500	26-05-781140	WDD	
D	Sponsorship/Support Community Events	Ongoing	7,500	26-05-781140	WDD	
E	Brochures	Ongoing		26-05-781140	WDD	
4-2-2	Conservation Programs (non-reimbursable)					
A	Best management practices	Ongoing	7,500	26-05-781155	WDD	
C	Conservation Website Maintenance	Ongoing	2,000	26-05-781160	WDD	
D	Conservation devices - nonreimbursable	Ongoing	50,000	26-05-781187	WDD	
E	Conservation & efficiency workshops/training	Ongoing	40,000	26-05-781182	WDD	
F	Graywater/Rainwater Demo Project	Ongoing		26-05-781185	WDD	
G	School Water Education	Ongoing	500	26-05-781178	WDD	
I	CIMIS Stations	Ongoing	1,000	26-05-781111	WDD	
J	GardenSoft Water Wise Gardening	Ongoing	5,500	26-05-781186	WDD	
K	Pressure Reducing Valve Program	Ongoing	2,000	26-05-781190	WDD	
L	Linen/Towel Program	Ongoing	35,000	26-05-781180	WDD	
M	Conservation printed material	Ongoing	3,000	26-05-781188	WDD	
N	Rain Barrel Giveaway Program	Ongoing	5,000	26-05-781177	WDD	
O	Mulch Program	Ongoing	10,000	26-05-781175	WDD	
4-2-3	Rebate Program					
A	CAW	Ongoing	400,000	26-05-781412	WDD	400,000 CAW
C	Non-CAW (MPWMD funded)	Ongoing	20,000	26-05-781499	WDD	
F	Rebate & Other Forms	Ongoing	500	26-05-781400	WDD	
WATER DEMAND TOTAL			802,000			459,000
PROJECT EXPENDITURES TOTAL			24,095,500			16,962,400

**Monterey Peninsula Water Management District
Large Projects and Capital Improvement Plan
Fiscal Year 2022-2023 Budget**

<u>Division</u>	<u>Project Description</u>	<u>FY 2022-2023</u>	<u>FY 2023-2024</u>	<u>FY 2024-2025</u>	<u>Funding Source</u>
Funded From District Revenues					
GMO	PWM Operating Reserve Fund	1,200,000	0	1,961,000	District Revenues
GMO	PWM Drought Reserve Fund	0	0	0	District Revenues
GMO	PWM Water Purchase	12,201,000	12,811,050	17,776,603	District Revenues
GMO	PWM Expansion	1,000,000	0	0	District Revenues
WRD	Aquifer Storage & Recovery - Phase I	325,000	0	0	District Revenues
WRD	Update Seaside Basin Model	75,000	0	0	District Revenues
GMO	Cal-Am Desal Project	30,000	0	0	District Revenues
GMO	Local Water Projects	157,000	100,000	100,000	District Revenues
ERD	Los Padres Dam Long Term Plan	85,000	0	0	District Revenues
WRD	PWM/MPWSP Operations Model	100,000	0	0	District Revenues
GMO	Monterey Water System Acquisition Feasibility Study	500,000	500,000	500,000	District Revenues
WRD	Near Term Production Capacity	1,750,000	0	0	District Revenues
ERD	Sleepy Hollow Rearing Channel/Quarantine Tank	750,000	0	0	District Revenues
GMO	Water Allocation Process	75,000	200,000	0	District Revenues
ALL	Capital Assets	450,000	250,000	250,000	District Revenues
	SUBTOTAL	\$18,698,000	\$13,861,050	\$20,587,603	
Reimbursed from Grants or Reimbursements					
WRD	Aquifer Storage & Recovery - Phase 1 & 2	792,000	900,000	900,000	CAW
WRD	IRWM Implementation	1,885,000	0	0	DWR Grant
WRD	IRWM Implementation - Round 2	1,489,000	0	0	DWR Grant
	SUBTOTAL	\$4,166,000	\$900,000	\$900,000	
TOTAL PROJECTS		\$22,864,000	\$14,761,050	\$21,487,603	

**Monterey Peninsula Water Management District
Capital Asset Purchases
Fiscal Year 2022-2023 Budget**

	<u>Division</u>	<u>Cost</u>	<u>Account Number</u>
<u>Capital Assets</u>			
Laptop Workstations	ASD	10,000	XX-02-916000
AV-System Conference Room	ASD	55,000	XX-02-916000
SAN Replacement	ASD	40,000	XX-02-916000
IT Upgrade (Network Switch x 2)	ASD	33,000	XX-02-916000
Accela Upgrade	ASD	50,000	XX-02-916000
Admin Building Power Backup	ASD	70,000	XX-02-918000
Site Security (SHRF/ASR/Admin)	ASD	50,000	XX-02-918000
Ford F150 4x4 Truck (Unit 9 Replacement)	ERD	42,000	24-04-914000
Ford F250 4x4 Truck (Unit 8 Replacement)	ERD	55,000	24-04-914000
Ford F150 4x4 Truck (Unit 1 Replacement)	ERD	45,000	24-04-914000
Total Capital Assets		\$450,000	

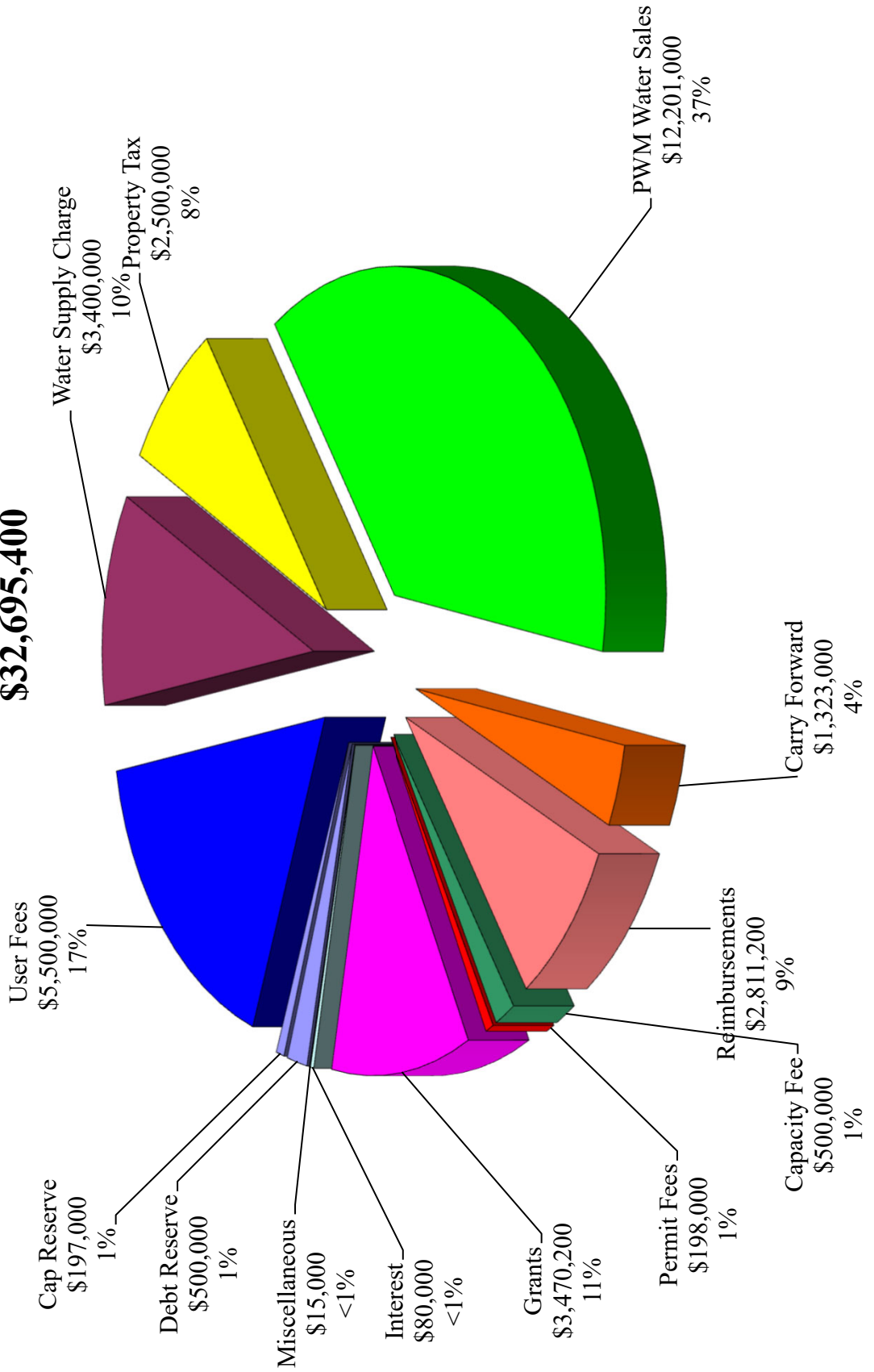
**MONTEREY PENINSULA WATER MANAGEMENT DISTRICT
CAPITAL ASSET REPLACEMENT/REPAIR SCHEDULE
FISCAL YEAR 2022-2023 BUDGET**

<u>Item</u>	<u>Asset Cost</u>	<u>Asset In Service (Year)</u>	<u>Replace In Fiscal Year</u>	<u>Years to Purchase</u>	<u>Prior Years Accrual</u>	<u>Balance Left to Accrue</u>	<u>Accrual This Fiscal Year</u>	<u>Current Year Use</u>	<u>Accrual Balance</u>	<u>Remarks</u>
3/4 Ton Pickup	\$42,000		2022-2023	0	\$35,000	\$7,000	\$7,000	(\$42,000)	\$0	Unit 9, '03 Ram 2500
1/2 Ton Pickup	\$45,000		2022-2023	0	\$29,000	\$16,000	\$16,000	(\$45,000)	\$0	Unit 1, '03 Ram 1500
3/4 Ton Pickup	\$55,000		2022-2023	0	\$39,000	\$16,000	\$16,000	(\$55,000)	\$0	Unit 8, '05 F250 D
Board Room A/V Equipment	\$55,000		2022-2023	0	\$9,000	\$46,000	\$46,000	(\$55,000)	\$0	A/V Equipment
Orthoimagery	\$33,000		2023-2024	1	\$33,000	\$0	\$0	\$0	\$33,000	Updated 10/08
1 Ton Pickup	\$50,000		2023-2024	1	\$49,000	\$1,000	\$500	\$0	\$49,500	Unit 11, '03 Ram D 3500
Ford Escape	\$25,000		2023-2024	1	\$24,000	\$1,000	\$500	\$0	\$24,500	Unit 14, '09 Ford Escape
Chipper	\$25,000		2023-2024	1	\$24,000	\$1,000	\$500	\$0	\$24,500	Chipper (P&E Dept)
Harris Court A/C Unit #3	\$15,000	2000-2001	2023-2024	1	\$14,000	\$1,000	\$500	\$0	\$14,500	Air Conditioner
Multifunction Plotter/Scanner	\$25,000		2023-2024	1	\$23,000	\$2,000	\$1,000	\$0	\$24,000	Replace 2 separate units
1/2 Ton Pickup	\$30,000		2023-2024	1	\$28,000	\$2,000	\$1,000	\$0	\$29,000	Unit 7, '14 F150 4x4
Honda Insight	\$25,000		2023-2024	1	\$23,000	\$2,000	\$1,000	\$0	\$24,000	Unit 5, '10 Honda Insight Hybrid
1/2 Ton Pickup	\$35,000		2023-2024	1	\$32,000	\$3,000	\$1,500	\$0	\$33,500	Unit 4, '99 F150 4x4
Harris Court A/C Unit #4	\$15,000	2000-2001	2023-2024	1	\$13,000	\$2,000	\$1,000	\$0	\$14,000	Air Conditioner
Harris Court A/C Unit #5	\$15,000	2000-2001	2024-2025	2	\$12,000	\$3,000	\$1,000	\$0	\$13,000	Air Conditioner
Telephone System	\$15,000	2018-2019	2025-2026	3	\$7,000	\$8,000	\$2,000	\$0	\$9,000	Avaya Phone System
Chevy Bolt EV Unit 17-01	\$40,000	2016-2017	2026-2027	4	\$27,000	\$13,000	\$2,500	\$0	\$29,500	Unit 17-01, 2017 Chevy Bolt EV
Chevy Bolt EV Unit 17-02	\$40,000	2016-2017	2026-2027	4	\$27,000	\$13,000	\$2,500	\$0	\$29,500	Unit 17-02, 2017 Chevy Bolt EV
1 Ton Pickup (Dump/Auto-Crane)	\$65,000	5/26/2016	2026-2027	4	\$50,000	\$15,000	\$3,000	\$0	\$53,000	Unit 6, '96 F350 D 4x4
1 Ton Pickup Unit #3 (Replaced with)	\$50,000		2026-2027	4	\$14,000	\$36,000	\$7,000	\$0	\$21,000	Unit 3, '97 3500 D 4x4
Information System (Servers)	\$70,000	2021-2022	2027-2028	5	\$0	\$70,000	\$12,000	\$0	\$12,000	Dell Servers in Service 21/22
1/2 Ton Pickup (4 Door 4X4) Unit 18	\$31,000	2017-2018	2028-2029	6	\$16,000	\$15,000	\$2,000	\$0	\$18,000	Unit 18-01 Pool Vehicle
Server Room Air Conditioner	\$10,000	2018-2019	2028-2029	6	\$2,000	\$8,000	\$1,000	\$0	\$3,000	Air Conditioner
Harris Court A/C Unit #1 (York 3-ton	\$15,000	2015-2016	2030-2031	8	\$7,000	\$8,000	\$1,000	\$0	\$8,000	Air Conditioner
1/2 Ton Pickup Unit 20-01	\$35,000	8/14/2020	2031-2032	9	\$3,000	\$32,000	\$3,000	\$0	\$6,000	Unit 20-01, '95 F150
1/2 Ton Pickup WEIR	\$34,000	12/2/2021	2031-2022	9	\$0	\$34,000	\$3,500	\$0	\$3,500	Fishries Division (WEIR Project)
Harris Court A/C Unit #2 (Ruud 5-ton	\$15,000	2019-2020	2034-2035	13	\$2,000	\$13,000	\$1,000	\$0	\$3,000	Air Conditioner
Admin Bldg	\$1,781,000	2000	50 years	28	\$115,000	\$1,666,000	\$57,500	\$0	\$172,500	Administration building
Sleepy Hollow Facility	\$1,803,000	2020-2021	50 years	48	\$70,000	\$1,733,000	\$35,500	\$0	\$105,500	Sleepy Hollow upgraded facility
ASR Bldg 1/Wells 1 & 2	\$4,173,000	2009-2010	50 years	48	\$160,000	\$4,013,000	\$82,000	\$0	\$242,000	ASR 1st Building/Wells
ASR Bldg 2	\$4,650,000	2020-2021	50 years	48	\$182,000	\$4,468,000	\$91,000	\$0	\$273,000	ASR Treatment Facility Bldg
ASR Backflush	\$441,000	2018-2019	50 years	48	\$15,000	\$426,000	\$8,500	\$0	\$23,500	ASR Backflush
Totals	\$13,758,000				\$1,084,000	\$12,674,000	\$408,500	(\$197,000)	\$1,295,500	

REVENUE SUMMARY

Fiscal Year 2022-2023 Budget

\$32,695,400



**Monterey Peninsula Water Management District
Revenues Comparison by Year
Fiscal Year 2022-2023 Budget**

	FY 2020-2021 <u>Revised</u>	FY 2021-2022 <u>Revised</u>	FY 2022-2023 <u>Proposed</u>	Change From <u>Previous Year</u>	Percentage <u>Change</u>
Property Taxes	\$2,050,000	\$2,300,000	\$2,500,000	\$200,000	8.70%
Permit Fees - WDD	150,000	\$150,000	\$150,000	0	0.00%
Permit Fees - WDS	48,000	\$48,000	\$48,000	0	0.00%
Capacity Fee	400,000	\$400,000	\$500,000	100,000	25.00%
User Fees	5,000,000	\$5,300,000	\$5,500,000	200,000	3.77%
Water Supply Charge	3,300,000	\$3,400,000	\$3,400,000	0	0.00%
PWM Water Sales	4,800,000	\$9,828,000	\$12,201,000	2,373,000	24.15%
Interest	200,000	\$130,000	\$80,000	-50,000	-38.46%
Other	15,000	\$15,000	\$15,000	0	0.00%
Subtotal District Revenues	<u>15,963,000</u>	<u>21,571,000</u>	<u>24,394,000</u>	<u>2,823,000</u>	<u>13.09%</u>
Reimbursements - CAW	\$1,754,700	\$1,219,500	\$1,192,600	-\$26,900	-2.21%
Reimbursements - PWM Project (Grant)	\$0	\$0	\$1,500,000	\$1,500,000	100.00%
Reimbursements - Reclamation Tank	\$500,000	\$500,000	\$0	-\$500,000	-100.00%
Reimbursements - Watermaster	35,000	\$39,600	\$39,600	0	0.00%
Reimbursements - Reclamation	20,000	\$20,000	\$20,000	0	0.00%
Reimbursements - Other	126,300	\$23,000	\$23,000	0	0.00%
Reimbursements - Recording Fees	6,000	\$10,400	\$20,000	9,600	92.31%
Reimbursements - Legal Fees	16,000	\$16,000	\$16,000	0	0.00%
Grants	2,495,400	\$1,096,200	\$3,470,200	2,374,000	216.57%
Subtotal Reimbursements	<u>4,953,400</u>	<u>2,924,700</u>	<u>6,281,400</u>	<u>3,356,700</u>	<u>114.77%</u>
Carry Forward From Prior Year	7,058,100	\$2,207,100	\$1,323,000	-884,100	-40.06%
From Capital Reserve	66,900	\$95,000	\$197,000	102,000	107.37%
From Debt Reserve	0	\$500,000	\$500,000	0	0.00%
From Fund Balance	526,700	\$0	\$0	0	0.00%
Other Financing Sources:	0	\$0	\$0	0	0.00%
Transfers In	200,000	\$330,300	\$1,375,000	1,044,700	316.29%
Transfers Out	-200,000	-\$330,300	-\$1,375,000	-1,044,700	316.29%
Subtotal Other	<u>7,651,700</u>	<u>2,802,100</u>	<u>2,020,000</u>	<u>-782,100</u>	<u>-27.91%</u>
Revenue Totals	<u><u>\$28,568,100</u></u>	<u><u>\$27,297,800</u></u>	<u><u>\$32,695,400</u></u>	<u><u>\$5,397,600</u></u>	<u><u>19.77%</u></u>

Monterey Peninsula Water Management District
Revenues by Operating Fund
Fiscal Year 2022-2023 Budget

	<u>Mitigation</u>	<u>Water Supply</u>	<u>Conservation</u>	<u>Total</u>
Property Taxes	\$0	\$2,500,000	\$0	\$2,500,000
Permit Fees - WDD	0	0	150,000	150,000
Permit Fees - WDS	0	0	48,000	48,000
Capacity Fee	0	500,000	0	500,000
User Fees	3,387,000	792,000	1,321,000	5,500,000
Water Supply Charge	0	3,400,000	0	3,400,000
PWM Water Sales	0	12,201,000	0	12,201,000
Interest	20,000	40,000	20,000	80,000
Other	5,000	5,000	5,000	15,000
Subtotal District Revenues	<u>3,412,000</u>	<u>19,438,000</u>	<u>1,544,000</u>	<u>24,394,000</u>
Reimbursements - CAW	\$0	\$792,600	\$400,000	\$1,192,600
Reimbursements - Reclamation Tank	0	1,500,000	0	1,500,000
Reimbursements - Reclamation Tank	0	0	0	0
Reimbursements - Watermaster	0	39,600	0	39,600
Reimbursements - Reclamation	0	20,000	0	20,000
Reimbursements - Other	0	0	23,000	23,000
Reimbursements - Recording Fees	0	0	20,000	20,000
Reimbursements - Legal Fees	0	0	16,000	16,000
Grants	3,470,200	0	0	3,470,200
Subtotal Reimbursements	<u>3,470,200</u>	<u>2,352,200</u>	<u>459,000</u>	<u>6,281,400</u>
Carry Forward From Prior Year	151,600	1,077,300	94,100	1,323,000
From Capital Reserve	164,000	18,700	14,300	197,000
From Debt Reserve	0	500,000	0	500,000
From Fund Balance	0	0	0	0
Other Financing Sources:	0	0	0	0
Transfers In	450,000	0	925,000	1,375,000
Transfers Out	0	-1,375,000	0	-1,375,000
Subtotal Other	<u>765,600</u>	<u>221,000</u>	<u>1,033,400</u>	<u>2,020,000</u>
Revenue Totals	<u><u>\$7,647,800</u></u>	<u><u>\$22,011,200</u></u>	<u><u>\$3,036,400</u></u>	<u><u>\$32,695,400</u></u>

**Monterey Peninsula Water Management District
Reimbursable Amounts & Grants
Fiscal Year 2022-2023 Budget**

<u>Reimbursement Source</u>	<u>Amount</u>
CAW - ASR 1 Operation	792,600
CAW - Conservation Rebates	400,000
Watermaster	39,600
PWM Project Reimbursement	1,500,000
Reclamation Project (labor & legal)	20,000
Grants - Sleepy Hollow Intake Upgrade (Coastal Conservancy)	95,000
Grants - DAC Needs Assesment (Prop 1 Funds)	1,200
Grants - IRWM Implementation	1,885,000
Grants - IRWM Implementation - Round 2	1,489,000
Direct Bill - Deed Restriction	20,000
Direct Bill - Legal Reimbursement	16,000
Direct Bill - WDS Permitting, Hydrogeologic Analysis, etc.	23,000
Total Reimbursements	\$6,281,400

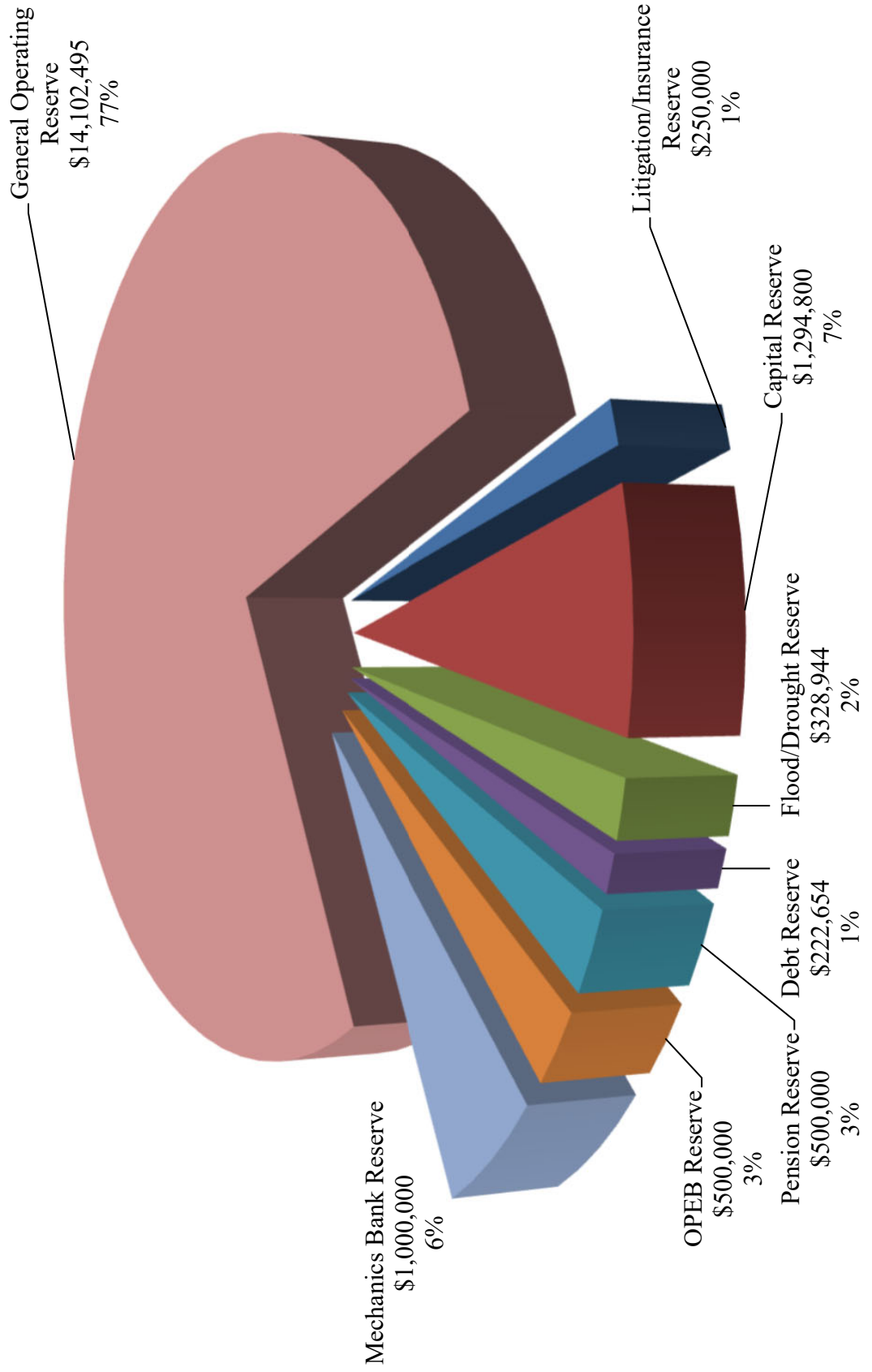
Monterey Peninsula Water Management District
Analysis of Reserves
Fiscal Year 2022-2023 Budget

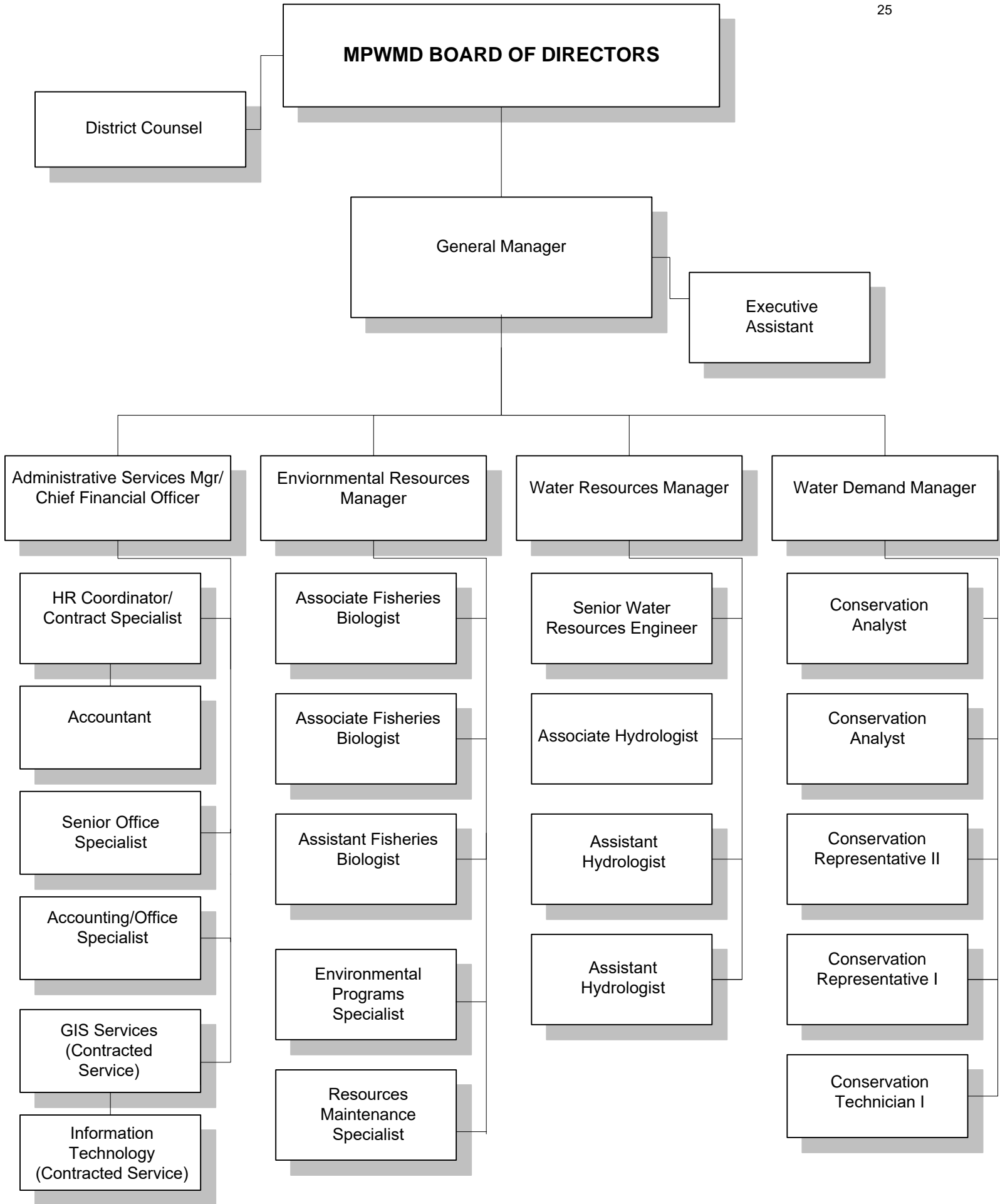
<u>Estimated Reserves as of 06/30/2022</u>	Mitigation <u>Fund</u>	Water Supply <u>Fund</u>	Conservation <u>Fund</u>	<u>Totals</u>
Prepaid Expenses	\$0	\$0	\$0	\$0
Litigation/Insurance Reserve	66,740	171,354	11,906	250,000
Capital Reserve	847,151	105,516	130,633	1,083,300
Flood/Drought Reserve	328,944	0	0	328,944
Debt Reserve	0	222,654	0	222,654
Pension Reserve	162,000	132,000	106,000	400,000
OPEB Reserve	162,000	132,000	106,000	400,000
Mechanics Bank Reserve	0	500,000	0	500,000
General Operating Reserve	4,605,157	6,205,158	4,352,780	15,163,095
Reserve Balance as of 06/30/2022	<u>\$6,171,992</u>	<u>\$7,468,682</u>	<u>\$4,707,319</u>	<u>\$18,347,993</u>
 <u>Litigation/Insurance Reserve Analysis</u>				
06/30/2022 Balance (above)	\$66,740	\$171,354	\$11,906	\$250,000
Fiscal Year 2022-2023 Budgeted	0	0	0	0
06/30/2023 Budgeted Balance	<u>\$66,740</u>	<u>\$171,354</u>	<u>\$11,906</u>	<u>\$250,000</u>
 <u>Capital Reserve Analysis</u>				
06/30/2022 Balance (above)	\$847,151	\$105,516	\$130,633	\$1,083,300
Fiscal Year 2022-2023 Budgeted	143,450	227,850	37,200	408,500
Fiscal Year 2022-2023 Use	(164,000)	(18,700)	(14,300)	(197,000)
06/30/2023 Budgeted Balance	<u>\$826,601</u>	<u>\$314,666</u>	<u>\$153,533</u>	<u>\$1,294,800</u>
 <u>Flood/Drought Reserve Analysis</u>				
06/30/2022 Balance (above)	\$328,944	\$0	\$0	\$328,944
Fiscal Year 2022-2023 Budgeted	0	0	0	0
06/30/2023 Budgeted Balance	<u>\$328,944</u>	<u>\$0</u>	<u>\$0</u>	<u>\$328,944</u>
 <u>Debt Reserve Analysis</u>				
06/30/2022 Balance (above)	\$0	\$222,654	\$0	\$222,654
Fiscal Year 2022-2023 Budgeted	0	0	0	0
06/30/2023 Budgeted Balance	<u>\$0</u>	<u>\$222,654</u>	<u>\$0</u>	<u>\$222,654</u>
 <u>Pension Reserve Analysis</u>				
06/30/2022 Balance (above)	\$162,000	\$132,000	\$106,000	\$400,000
Fiscal Year 2022-2023 Budgeted	34,000	36,000	30,000	100,000
06/30/2023 Budgeted Balance	<u>\$196,000</u>	<u>\$168,000</u>	<u>\$136,000</u>	<u>\$500,000</u>
 <u>OPEB Reserve Analysis</u>				
06/30/2022 Balance (above)	\$162,000	\$132,000	\$106,000	\$400,000
Fiscal Year 2022-2023 Budgeted	34,000	36,000	30,000	100,000
06/30/2023 Budgeted Balance	<u>\$196,000</u>	<u>\$168,000</u>	<u>\$136,000</u>	<u>\$500,000</u>
 <u>Mechanics Bank Reserve Analysis</u>				
06/30/2022 Balance (above)	\$0	\$500,000	\$0	\$500,000
Fiscal Year 2022-2023 Budgeted	0	500,000	0	500,000
06/30/2023 Budgeted Balance	<u>\$0</u>	<u>\$1,000,000</u>	<u>\$0</u>	<u>\$1,000,000</u>
 <u>General Operating Reserve Analysis</u>				
06/30/2022 Balance (above)	\$4,605,157	\$6,205,158	\$4,352,780	\$15,163,095
Fiscal Year 2022-2023 Budgeted	91,400	71,500	99,500	262,400
Fiscal Year 2022-2023 Use	(151,600)	(1,077,300)	(94,100)	(1,323,000)
Fiscal Year 2022-2023 Transfer	0	0	0	0
06/30/2023 Budgeted Balance	<u>\$4,544,957</u>	<u>\$5,199,358</u>	<u>\$4,358,180</u>	<u>\$14,102,495</u>
Budgeted Reserves as of 06/30/2023	\$6,159,242	\$7,244,032	\$4,795,619	\$18,198,893

RESERVE ANALYSIS

Fiscal Year 2022-2023 Budget

\$18,198,893





Monterey Peninsula Water Management District
 Division Budget
 Fiscal Year 2022-2023 Budget

General Manager's Office

The General Manager's Office activities include strategic planning, oversight of divisional activities and execution, public outreach, coordination and oversight of budget and financial activities, management of the District's legal strategies, support for the Board of Directors and Committees. Priorities for the past and next fiscal year include development of a secure and reliable revenue stream and implementation of permanent water supply resources.

The services provided include general management of District activities on a day-to-day basis, strategic planning, program and activity evaluation, staff meetings and evaluations, meeting with jurisdictions and interest groups, regular interaction and direction with financial personnel, regular interaction and review of performance of District legal team, coordination of Board schedule and activities, preparation of Board packages and minutes.

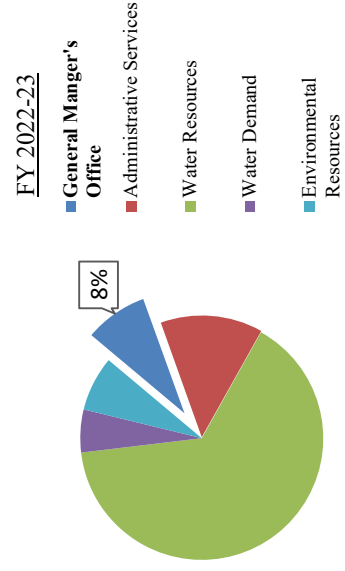
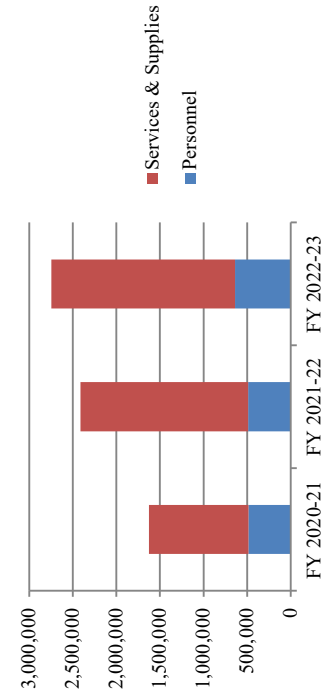
Classification	FY 2020-21 Revised	FY 2021-22 Revised	FY 2022-23 Proposed	FY 2022-23 Change
General Manager	1	1	1	0
Executive Assistant	1	1	1	0
Community Outreach	0	0	1	1
Financial Analyst	0	0	1	1
TOTAL POSITIONS	2	2	4	2
TOTAL DISTRICT-WIDE POSITIONS	26.5	26.5	28.5	2

Monterey Peninsula Water Management District
 Division Budget
 Fiscal Year 2022-2023 Budget

General Manager's Office

	FY 2020-21 Revised	FY 2021-22 Revised	FY 2022-23 Proposed	FY 2022-23 Change
Personnel				
Salaries	\$316,700	\$324,800	\$430,400	\$105,600
Retirement	110,600	101,600	129,100	27,500
Unemployment Compensation	0	0	0	-
Auto Allowance	6,000	6,000	6,000	-
Deferred Compensation	9,400	10,000	10,500	500
Temporary Personnel	0	0	0	-
Workers' Comp.	2,200	1,900	2,000	100
Employee Insurance	32,400	32,100	53,700	21,600
Medicare & FICA Taxes	4,800	4,900	6,300	1,400
Personnel Recruitment	0	0	0	-
Pre-Employment Physicals	0	0	0	-
Staff Development	1,800	7,300	2,400	(4,900)
Sub-total Personnel Costs	483,900	488,600	640,400	151,800
Services & Supplies	234,900	336,900	344,200	7,300
Fixed Assets	-	-	-	-
Project Expenditures	907,000	1,587,000	1,762,000	175,000
Debt Service	-	-	-	-
Election Expense	-	-	-	-
Contingency	-	-	-	-
Sub-total	1,141,900	1,923,900	2,106,200	182,300

	FY 2020-21 Revised	FY 2021-22 Revised	FY 2022-23 Proposed	FY 2022-23 Change
TOTAL EXPENDITURES	1,625,800	2,412,500	2,746,600	485,900



Monterey Peninsula Water Management District
 Division Budget
 Fiscal Year 2022-2023 Budget

Administrative Services

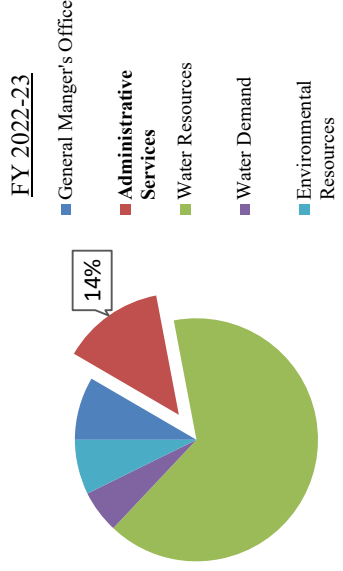
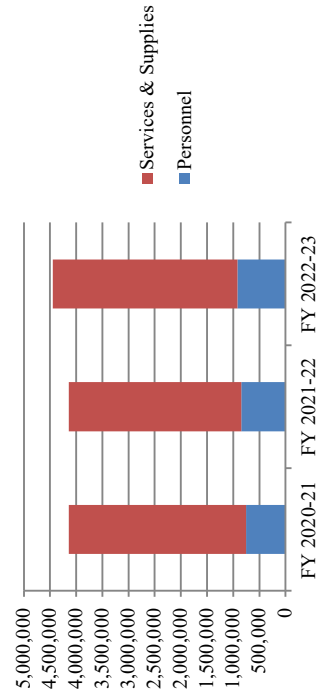
The Administrative Services Department activities include revenue and debt management, procurement, payroll, safety, risk management, human resources, records management, rules and regulations updates and distribution, building services and repairs, administrative support for the Board of Directors, administrative work in support of District-wide program and activities, and information technology services.

The services provided include cash and investment management, day-to-day accounting operations for the District and Pebble Beach Reclamation Project, internal and external financial reporting, grant administration, debt administration, overseeing District's financial obligations, management of assets, payroll administration, acquisition and payment of all goods and services, financial aspect of risk management, administering safety training programs, accident investigation, recruitment, selection, development and maintenance of personnel policies and procedures, employee development/training, employee recognition, legal issues and labor relations activities, and fulfilling public records requests. Additional services provided are the administration of benefit programs, overseeing workers compensation and ensuring compliance with DMV requirements. This department also maintains the District wide records management program, the repair & maintenance and improvements of the District's information and communication technology systems.

Classification	FY 2020-21 Revised	FY 2021-22 Revised	FY 2022-23 Proposed	FY 2022-23 Change
Administrative Services Manager/CFO	1	1	1	0
Information Technology Manager (contracted)	0.5	0.5	0.5	0
GIS Specialist (Contracted)	0.5	0.5	0.5	0
Accountant	1	1	1	0
Human Resources Coordinator/Contract Specialist	0	1	1	0
Human Resources Analyst (Contracted)	0.5	0.5	0.5	0
Senior Office Specialist	1	1	1	0
Accounting/Office Specialist	1	1	1	0
TOTAL POSITIONS	5.5	6.5	6.5	0
TOTAL DISTRICT-WIDE POSITIONS	26.5	26.5	28.5	2

Administrative Services

	FY 2020-21 Revised	FY 2021-22 Revised	FY 2022-23 Proposed	FY 2022-23 Change
Personnel				
Salaries	\$422,700	\$441,500	\$500,000	\$58,500
Retirement	100,300	117,000	138,500	21,500
Unemployment Compensation	3,000	3,000	3,000	-
Auto Allowance	0	0	0	-
Deferred Compensation	0	0	0	-
Temporary Personnel	10,000	50,000	10,000	(40,000)
Workers' Comp.	3,000	2,700	2,400	(300)
Employee Insurance	199,200	211,400	236,900	25,500
Medicare & FICA Taxes	9,100	9,200	10,100	900
Other Benefits	1,500	2,000	2,000	-
Personnel Recruitment	3,000	3,000	8,000	5,000
Staff Development	1,000	5,500	8,000	2,500
Sub-total Personnel Costs	752,800	845,300	918,900	73,600
Services & Supplies	1,170,100	1,234,600	1,299,200	64,600
Fixed Assets	190,800	222,900	308,000	85,100
Project Expenditures	-	-	-	-
Debt Service	230,000	230,000	230,000	-
Election Expense	200,000	-	250,000	250,000
Reserves	1,524,400	1,539,300	1,370,900	(168,400)
Contingency	70,000	70,000	70,000	-
Sub-total	3,385,300	3,296,800	3,528,100	231,300
TOTAL EXPENDITURES	4,138,100	4,142,100	4,447,000	378,500



Water Resources

The Planning and Engineering Division activities include review and investigation of proposed water supply projects, evaluation of proposed Carmel River water rights decisions, preservation of existing District water rights, coordination of Water Distribution System permits, implementation of portions of the Carmel River Mitigation Program, and coordination of water resource management throughout the District.

- Water Supply – Analysis of impacts and benefits of proposed water supply projects; review and completion of environmental compliance documents under the California Environmental Quality Act and National Environmental Policy Act); completion of Engineer’s Reports;
- Water Rights – Coordinate District review of proposed Carmel River water rights issued by the State Water Resources Control Board; track and preserve existing District water rights; prepare applications for changes to District water rights;
- Water Distribution System (WDS) permits – Review and process applications for WDS permits; make determinations of level of review; coordinate staff, consultant, and District Counsel work on WDS permits; prepare findings; issue WDS permits;
- Carmel River Mitigation Program – Conduct Carmel River restoration projects, including problem assessment, design, bid preparation, permit acquisition, construction management, and project monitoring; install, operate, and maintain high-volume irrigation systems along 15 miles of the lower Carmel River; monitor and assess streamside conditions; provide technical assistance to river front property owners; determine erosion potential; enforce District rules for the Carmel River; assist the Water Resources Division with steelhead rescues and Sleepy Hollow Steelhead Rearing Facility operations; provide technical analysis and advice to agencies responsible for Carmel River lagoon management;
- Integrated Regional Water Management (IRWM) – facilitate the development and implementation of a comprehensive IRWM Plan for the Monterey Peninsula region, including projects involving Carmel River resources, groundwater, desalination, stormwater, recycled water, flood control, ecosystem restoration, water conservation, and public recreation; conduct stakeholder outreach; prepare grant applications for specific projects; administer grant funds on behalf of the District and local area project proponents.

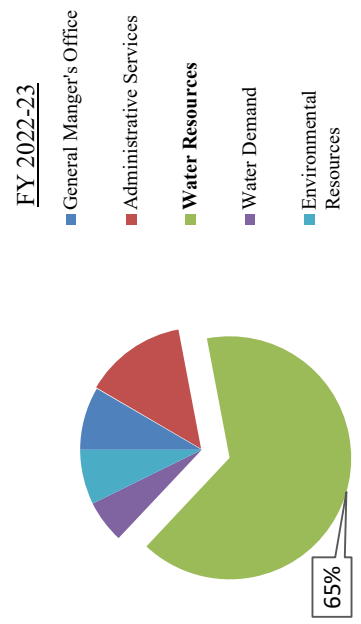
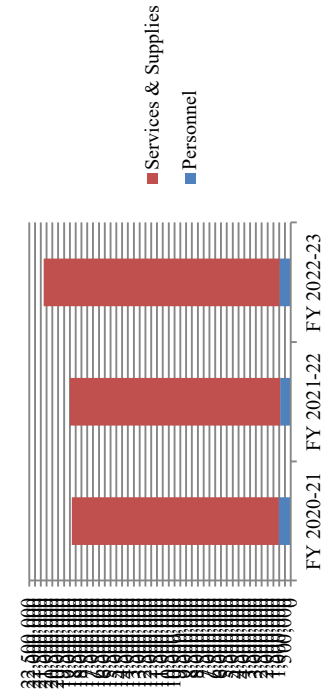
Classification	FY 2020-21	FY 2021-22	FY 2022-23	FY 2022-23
	Revised	Revised	Proposed	Change
Water Resources Manager	1	1	1	0
Hydrography Programs Coordinator	1	0	0	0
Associate Hydrologist	1	1	1	0
Hydrology Technician	1	0	0	0
Senior Water Resources Engineer	1	1	1	0
Assistant Hydrologist	0	1	1	0
Assistant Hydrologist	0	1	1	0
TOTAL POSITIONS	5	5	5	0
TOTAL DISTRICT-WIDE POSITIONS	26.5	26.5	28.5	2

Monterey Peninsula Water Management District
 Division Budget
 Fiscal Year 2022-2023 Budget

Water Resources

	FY 2020-21 Revised	FY 2021-22 Revised	FY 2022-23 Proposed	FY 2022-23 Change
Personnel	\$720,700	\$625,900	\$679,300	\$53,400
Salaries	155,300	170,500	152,800	(17,700)
Retirement	0	3,000	3,000	-
Unemployment Compensation	0	0	0	-
Auto Allowance	0	0	0	-
Deferred Compensation	0	0	0	-
Temporary Personnel	0	0	0	-
Workers' Comp.	42,100	30,400	26,100	(4,300)
Employee Insurance	86,700	74,900	83,700	8,800
Medicare & FICA Taxes	15,400	11,600	15,000	3,400
Personnel Recruitment	0	0	0	-
Pre-Employment Physicals	0	0	0	-
Staff Development	1,000	5,600	8,000	2,400
Sub-total Personnel Costs	1,021,200	921,900	967,900	46,000
Services & Supplies	31,600	35,000	32,600	(2,400)
Fixed Assets	-	-	-	-
Project Expenditures	17,759,900	18,029,700	20,260,500	2,230,800
Debt Service	-	-	-	-
Election Expense	-	-	-	-
Contingency	-	-	-	-
Sub-total	17,791,500	18,064,700	20,293,100	2,228,400

	FY 2020-21 Revised	FY 2021-22 Revised	FY 2022-23 Proposed	FY 2022-23 Change
TOTAL EXPENDITURES	18,812,700	18,986,600	21,261,000	2,320,400



Monterey Peninsula Water Management District
 Division Budget
 Fiscal Year 2022-2023 Budget

Water Demand

The Water Demand Division provides information and programs to achieve efficient water use and maximize available supplies. This is achieved through community education and outreach, development of incentives and training programs, and by implementing and enforcing permitting and conservation regulations, thereby reducing the community's need for potable water. The Water Demand Division strives to provide responsive and accurate customer service that exceeds the expectations of the people we serve.

Services include customer service related to permit review and processing, conservation program administration and reporting, site visits and inspections, water waste and rationing enforcement, rebate program administration, and data management and data systems design related to demand management. Other services include project and program coordination and training with eight local cities and county, local water purveyors, local and statewide agencies, builders, contractors, architects, Realtors and others. The Water Demand Division also reviews projects for environmental compliance related to water supply, collaborates with jurisdictions to develop and track efficiency standards and conditions for development projects, assists with ratemaking and proposes policies and programs to encourage and promote indoor and outdoor water efficiency, conservation, reuse, alternative water sources, and non-residential best management practices.

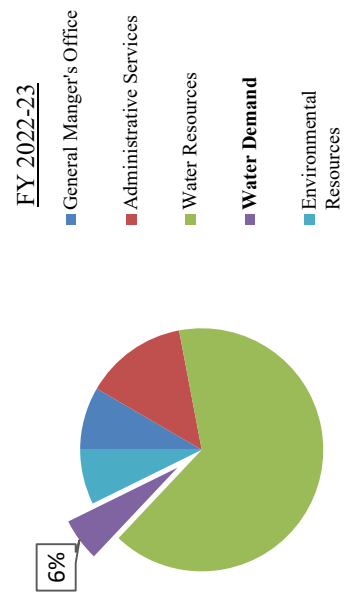
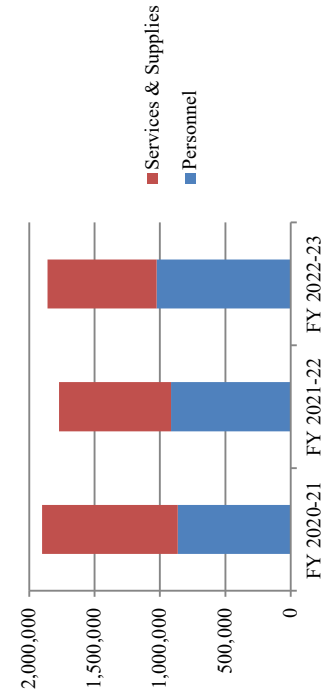
Classification	FY 2020-21 Revised	FY 2021-22 Revised	FY 2022-23 Proposed	FY 2022-23 Change
Water Demand Manager	1	1	1	0
Conservation Analyst	2	2	2	0
Conservation Representative I	2	2	2	0
Conservation Technician II	1	1	1	0
Administrative Assistant	0	0	1	1
Data Entry (temporary)	1	1	0	-1
TOTAL POSITIONS	7	7	7	0
TOTAL DISTRICT-WIDE POSITIONS	26.5	26.5	28.5	2

Monterey Peninsula Water Management District
 Division Budget
 Fiscal Year 2022-2023 Budget

Water Demand

	FY 2020-21 Revised	FY 2021-22 Revised	FY 2022-23 Proposed	FY 2022-23 Change
Personnel				
Salaries	\$612,700	\$630,900	\$693,900	\$63,000
Retirement	143,900	163,100	191,600	28,500
Unemployment Compensation	0	3,000	1,000	(2,000)
Auto Allowance	0	0	0	-
Deferred Compensation	0	0	0	-
Temporary Personnel	0	0	0	-
Workers' Comp.	4,100	3,600	3,200	(400)
Employee Insurance	93,900	94,300	115,400	21,100
Medicare & FICA Taxes	9,000	9,300	10,100	800
Personnel Recruitment	0	0	0	-
Pre-Employment Physicals	0	0	0	-
Staff Development	1,000	10,000	10,000	-
Sub-total Personnel Costs	864,600	914,200	1,025,200	111,000
Services & Supplies	23,200	24,200	32,500	8,300
Fixed Assets	1,500	0	0	-
Project Expenditures	1,012,000	833,700	802,000	(31,700)
Debt Service	0	0	0	-
Election Expense	0	0	0	-
Contingency	0	0	0	-
Sub-total	1,036,700	857,900	834,500	(23,400)

	FY 2020-21 Revised	FY 2021-22 Revised	FY 2022-23 Proposed	FY 2022-23 Change
TOTAL EXPENDITURES	1,901,300	1,772,100	1,859,700	198,600



Monterey Peninsula Water Management District
 Division Budget
 Fiscal Year 2022-2023 Budget

Environmental Resources

The Water Resources Division (WRD) is comprised of two staff functional units, the Hydrologic unit and the Fisheries unit. Program responsibilities and services provided include surface and groundwater data collection and reporting programs, fishery protection activities in the Carmel River basin, quarterly water supply strategies and budgets for Cal-Am's main and satellite water distribution systems, and the annual Carmel River Memorandum of Agreement among Cal-Am, CDFG and the District that governs reservoir releases to the lower Carmel River during the low-flow season. WRD staff coordinates closely with the Planning & Engineering and Water Demand Divisions on certain activities to more efficiently share internal staff resources and expertise.

Water Supply – Develop and implement plans for water supply augmentation projects; design, permit, construct, operate Seaside Basin ASR projects; analyze water supply project alternatives; operate water resources simulation models.

Fisheries Resource Program - Rescue stranded steelhead from the Carmel River; rear rescued fish at the Sleepy Hollow Rearing Facility (SHSRF); rescue downstream migrant smolts in spring and transport them to a holding facility or the ocean; prevent stranding of early fall and winter migrant juvenile steelhead; rescue steelhead kelts and transport them to a holding facility or the ocean; support future interagency captive brood-stock program for landlocked steelhead during successive years of drought; prepare designs, retain contractors and manage construction contracts for SHSRF projects.

Hydrologic Monitoring Program - Conduct: (a) precipitation monitoring, (b) streamflow monitoring, (c) reservoir and groundwater storage monitoring, (d) surface water and groundwater production monitoring,(e) surface water and groundwater quality monitoring, and (f) Carmel River lagoon water level, quality, bathymetric and habitat

Water Resources Management – Prepare quarterly water supply strategy budgets; participate in annual Carmel River Low Flow Memorandum of Agreement process; conduct monitoring and management functions as part of Seaside Basin Watermaster Monitoring & Management Plan; provide technical assistance and expert testimony on Cal-Am rate cases before the CPUC; prepare annual Mitigation Program reports.

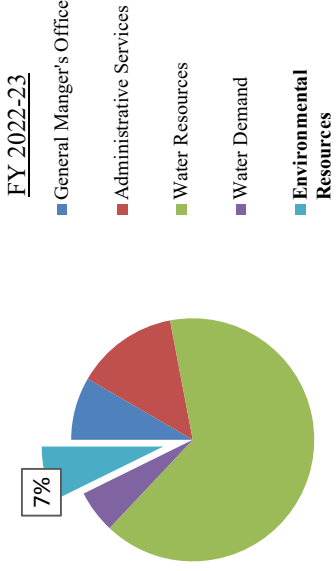
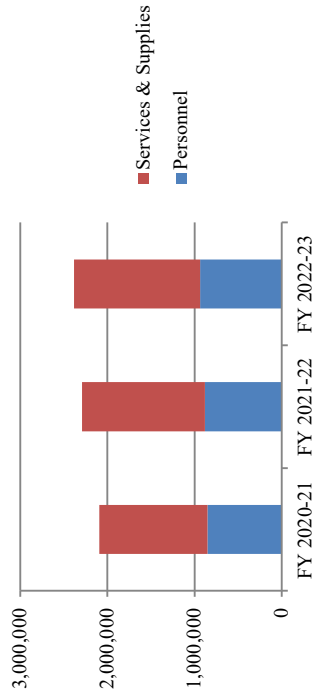
Water Use and Permitting – Collect, analyze and report data from approximately 1,000 wells and other sources for annual District-wide water production summary; coordinate with Planning & Engineering and Water Demand Divisions on Water Distribution System permitting.

Classification	FY 2020-21 Revised	FY 2021-22 Revised	FY 2022-23 Proposed	FY 2022-23 Change
Environmental Resources Manager	1	1	1	0
Senior Fisheries Biologist	1	0	0	0
Associate Fisheries Biologist	1	1	1	0
Associate Fisheries Biologist	1	1	1	0
Assistant Fisheries Biologist	1	1	1	0
Environmental Programs Specialist	1	1	1	0
Resources Maintenance Specialist	1	1	1	0
TOTAL POSITIONS	7	6	6	0
TOTAL DISTRICT-WIDE POSITIONS	26.5	26.5	28.5	2

Monterey Peninsula Water Management District
 Division Budget
 Fiscal Year 2022-2023 Budget

Environmental Resources

	FY 2020-21 Revised	FY 2021-22 Revised	FY 2022-23 Proposed	FY 2022-23 Change
Personnel				
Salaries	\$578,400	\$588,100	\$616,900	\$28,800
Retirement	137,300	154,900	179,900	25,000
Unemployment Compensation	0	3,000	3,000	-
Auto Allowance	0	0	0	-
Deferred Compensation	0	0	0	-
Temporary Personnel	0	0	0	-
Workers' Comp.	33,600	28,200	23,400	(4,800)
Employee Insurance	93,500	94,200	99,300	5,100
Medicare & FICA Taxes	8,500	8,600	9,000	400
Personnel Recruitment	0	0	0	-
Pre-Employment Physicals	0	0	0	-
Staff Development	1,000	4,400	4,400	-
Sub-total Personnel Costs	852,300	881,400	935,900	54,500
Services & Supplies	29,400	28,800	32,200	3,400
Fixed Assets	36,700	75,600	142,000	66,400
Project Expenditures	1,171,800	1,304,600	1,271,000	(33,600)
Debt Service	0	0	0	-
Election Expense	0	0	0	-
Contingency	0	0	0	-
Sub-total	1,237,900	1,409,000	1,445,200	36,200
TOTAL EXPENDITURES	2,090,200	2,290,400	2,381,100	145,200





BUDGET PROCESS CALENDAR

FISCAL YEAR 2022-2023

<i>2022 Target Dates</i>	<i>Action</i>	<i>Responsibility</i>
April 24	Budget Memorandum and Forms Distributed	Administrative Services
May 9	Budget Request Forms Due to ASD	Division Managers
May 12	Budget Review Session	Team Management
May 16	Budget Review Session – Follow-Up	Team Management
May 26	Proposed Budget Presented to Board Budget Workshop	Board of Directors
June 20	Board Adopts Budget Board Sets Appropriation Limit	Board of Directors

Glossary

Article XIII (B):

Article XIII (B) is a section of the California State Constitution relating to the amount of a public entities tax revenues that may be expended in a given fiscal year. In the instance of the MPWMD, the article limits the amount of property tax revenue that may be spent in a fiscal year. It is calculated based upon the prior year's limit multiplied by a factor representing annual growth in population and consumer prices. The latter is furnished by the State Treasurer's Office. The calculation, required since the passage of Proposition 13 in 1978, is contained in each District budget and is identified as "Property Tax Appropriation."

Budget Assumptions:

The budget assumptions are generally accepted statements, which if untrue, would materially alter the financial planning and budget of the agency.

Capital Assets:

Capital assets are equipment and components that have a useful life greater than one year and with an initial, individual cost of more than \$1,000 for equipment and \$5,000 for facilities and improvements.

Contingency:

The contingency is a nominal amount budgeted for expenditure for unforeseen emergencies or special purposes requiring Board approval.

Designated Reserves:

Designated reserves are funds set aside by the Board for specific, restricted uses. Examples include capital equipment, litigation, flood/drought, and pre-paid expenses.

Expenditures:

Expenditures are associated with each operating fund, as well with each program category. Personnel costs, services and supplies, capital assets and project expenditures are the principal categories. A pie chart graphically shows percentages of expenditures by line item.

Fiscal Year:

The fiscal year is the twelve-month period beginning July 1 and ending June 30 of the following year. The District uses the fiscal year as the basis for reporting financial information a twelve-month accounting period.

General Operating Reserves:

General operating reserves are the balances in each operating fund of the District that remain after all budgeted expenses are paid. Normally, the general operating reserve balance is carried forward from one fiscal year to the next. The value is verified annually by the independent auditor and reported in the annual audit report.

Labor Allocation by Operating Funds:

The Labor Allocation by Operating Funds is a budget schedule that relates employee output to the three operating funds. It shows the output of each employee as a percentage of total time by operating fund. This percentage is used throughout the budget as the basis of allocating general and administrative (overhead) costs to the operating funds.

Labor Allocation by Program Category:

The Labor Allocation by Program Category is a budget schedule that relates employee output to the budgeted program categories. It shows the output of each employee as a percentage of total time by program category. This percentage is used throughout the budget as the basis of allocating general and administrative (overhead) costs to the program categories.

Mitigation Revenue:

This is the revenue derived from the Agreement for Carmel River Mitigation Program between California American Water and Monterey Peninsula Water Management District.

Program Categories:

Program Categories are major service programs that have been identified. All expenditures, including labor costs, are allocated to each program category in order to identify what each program actually costs.

Project Expenditures:

The Summary of Project Expenditures is a listing of costs for the coming year that are projected as a result of specific projects and programs carried-out by the staff, consultants and contractors. Project expenditures do not include staff compensation for regular employees. It does include Pure Water Monterey water purchase costs.

Reimbursement Revenues:

Reimbursement revenues are received from various sources and allocated to offset expenditures related to the revenue source. These reimbursements received by the District are for projects carried-out by the District. Some of these reimbursements include grants, Cal-Am Water Conservation & Rebate Program funds, ASR operations reimbursement, direct-billed reimbursements, etc. All of the reimbursement revenues collected within the fiscal year is related to the expenses in the same fiscal year.

Revenues:

Revenues are derived from various sources and allocated to each operating fund. Property taxes, permits fees, water connection charges, water supply charge, Pure Water Monterey water sales revenue, user fees, interest on investments, reimbursements to the District for projects carried-out by the District and grants are the principal revenue sources. Revenues may include a portion of the prior-year fund balance used to offset expenditures. A pie chart graphically shows percentages of revenues according to source.

User Fees:

The User Fee is a percentage of Cal-Am ratepayers water bill that is collected and remitted by Cal-Am monthly. The proceeds of the User Fee have been used to support the District's environmental mitigation, conservation and rationing, water supply, and any other purposes.

Water Supply Charge:

The Water Supply Charge is a rate or charge that funds costs related to the provision of water. This annual charge raised by the District, 100% of which will support District water supply activities, including capital acquisition and operational costs for Aquifer Storage and Recovery, Groundwater Replenishment, and related water supply purposes for the general benefit of the District as a whole.

Abbreviations:

ASR – Aquifer Storage Recovery

IRWM – Integrated Regional Water Management

OPEB – Other Post-Employment Benefits

PWM – Pure Water Monterey

SHRF – Sleepy Hollow Rearing Facility