

# Proposed FY 2024-25 Budget



June 17, 2024



Fiscal Year 2024-2025 Budget

Budget Workshop: May 30, 2024



# MONTEREY PENINSULA WATER MANAGEMENT DISTRICT

## BOARD OF DIRECTORS

---

Alvin Edwards	Division 1
George Riley, Vice-Chair	Division 2
Marc Eisenhart	Division 3
Karen Paull	Division 4
Amy Anderson, Chair	Division 5
Ian Oglesby	Mayoral Representative
Mary L. Adams	Monterey County Board of Supervisors Representative

## MANAGEMENT

---

David Stoldt	General Manager
Nishil Bali	Chief Financial Officer/Administrative Services Manager
Stephanie Locke	Water Demand Manager
Jonathan Lear	Water Resources Manager
Thomas Christensen	Environmental Resources Manager







# Proposed 2024-2025 Budget

## TABLE OF CONTENTS

### **INTRODUCTION**

RESOLUTION .....	1
TRANSMITTAL LETTER.....	3
MISSION STATEMENT AND VISION STATEMENT .....	7
DISTRICT PURPOSE AND ACTIVITIES... ..	9
STRATEGIC PRIORITIES.....	13
BUDGET CALENDAR .....	17

### **EXPENDITURES**

EXPENDITURE SUMMARY CHART .....	19
EXPENDITURES COMPARISON BY YEAR .....	21
EXPENDITURES BY OPERATING FUND .....	25
LABOR ALLOCATION BY OPERATING FUNDS .....	29
EXPENDITURES BY DIVISION .....	31
PROJECT EXPENDITURES .....	33
CAPITAL IMPROVEMENT PLAN.....	39
CAPITAL ASSET PURCHASES.....	41
CAPITAL ASSET REPLACEMENT/REPAIR SCHEDULE.....	43

**REVENUES**

REVENUE SUMMARY CHART ..... 45  
REVENUES COMPARISON BY YEAR ..... 47  
REVENUES BY OPERATING FUND ..... 49  
REIMBURSABLE AMOUNTS AND GRANTS..... 51

**RESERVES**

RESERVES ..... 53

**DIVISION BUDGETS**

ORGANIZATION CHART ..... 55  
GENERAL MANAGER'S OFFICE ..... 57  
ADMINISTRATIVE SERVICES..... 59  
WATER RESOURCES..... 61  
WATER DEMAND..... 63  
ENVIRONMENTAL RESOURCES ..... 65

**GLOSSARY**





# INTRODUCTION

In this section:

- RESOLUTION
- TRANSMITTAL LETTER
- DISTRICT MISSION AND VISION STATEMENT
- DISTRICT PURPOSE AND ACTIVITIES
- STRATEGIC PRIORITIES
- BUDGET CALENDAR





**Draft**

**RESOLUTION NO. 2024-07**

**A RESOLUTION OF THE BOARD OF DIRECTORS OF THE  
MONTEREY PENINSULA WATER MANAGEMENT DISTRICT  
ADOPTING THE BUDGET FOR FISCAL YEAR 2024-2025**

**WHEREAS**, the General Manager has proposed a budget for Fiscal Year 2024-2025, a copy of which is on file at the District's office; and

**WHEREAS**, the Board of Directors has examined, and deliberated on, the budget during meetings held on May 30, 2024 and June 17, 2024.

**NOW, THEREFORE BE IT RESOLVED** by the Board of Directors of the Monterey Peninsula as follows:

1. That the said budget as approved at the June 17, 2024 Board of Directors Meeting is hereby approved and adopted as the budget for the Monterey Peninsula Water Management District for Fiscal Year 2024-2025.
2. That the General Manager may delegate the authority to implement this resolution to the Administrative Services Manager/Chief Financial Officer.
3. That the General Manager is authorized and directed to transfer funds from one activity to another within a given fund, and from one Division to another Division, as such times are appropriate, in accordance with generally accepted accounting principles and consistent with the objectives outlined in the approved budget.
4. That any contract for professional services, or other expenditures for procuring equipment, supplies or services, included in the budget that exceeds \$25,000 shall be executed by the General Manager upon approval by the Board of Directors at a meeting of the Board of Directors and pursuant to the District's Purchasing Policy adopted on April 15, 2024.

**PASSED AND ADOPTED** on this 17<sup>th</sup> day of June 2024 on a motion by Director \_\_\_\_\_ and seconded by Director \_\_\_\_\_ by the following vote, to wit:

AYES:

NAYS:

ABSENT:

I, David J. Stoldt, Secretary to the Board of Directors of the Monterey Peninsula Water Management District, hereby certify that the foregoing is a resolution duly adopted on the 17<sup>th</sup> day of June 2024.

Dated:

---

David J. Stoldt  
Secretary to the Board



June 17, 2024

Chair Anderson and Board Members  
 Monterey Peninsula Water Management District  
 5 Harris Court, Building G  
 Monterey, California 93940

Dear Chair Anderson and Board Members:

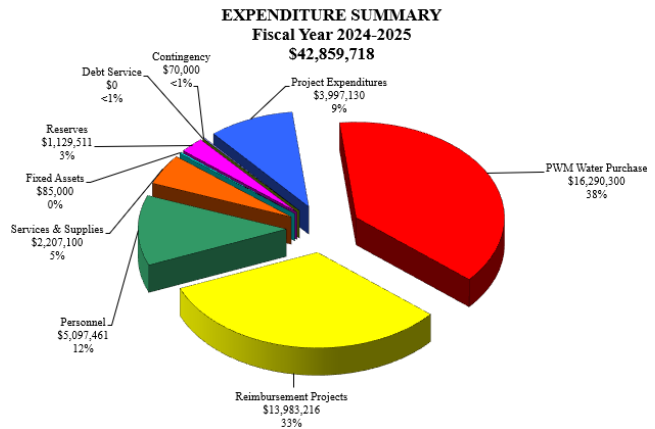
**Budget Overview**

This letter transmits the recommended budget for Fiscal Year (FY) 2024-2025. While preparing the budget, District staff was mindful of economic conditions and the current status of the District’s existing funding sources, including the water supply charge revenue. In preparing this year’s budget, staff adhered to the strategy to adopt balanced budgets as directed by the Board of Directors in 2005. The FY 2024-2025 Budget includes funding to maintain the District’s current programs and services and achieve the District’s strategic priorities for the next fiscal year. It includes continued collection of the User Fee revenue from ratepayers of California American Water. This budget also includes revenue and expenses related to the billing of Pure Water Monterey (PWM) water sales. This budget includes the continued collection of the Water Supply Charge (WSC) revenue for FY 2024-25. Depending on the outcome of the ongoing litigation, the District may use its general reserves to reimburse any WSC collections for FY 2024-25.

After compilation of the original requests from all Divisions, a detailed review, and several adjustments by Division Managers and General Manager, the proposed budget includes expenditures and revenues for FY 2024-2025 totaling \$42,859,718, of which \$14,082,218 or 32.8% are reimbursable funds from California American Water ratepayers, State and Federal grants, and reimbursements from other agencies.

**Expenditures**

As shown in the chart on the right and in the expenditures portion of the FY 2024-2025 Budget, the budgeted expenditures of \$42,859,718 are higher than the revised mid-year budget for FY 2023-2024. The project expenditures portion of the budget includes \$3,997,130 towards water supply projects Aquifer Storage Recovery 1 & 2 and Pure Water Monterey (Groundwater Replenishment Project), Local Water Projects, other Water Supply Projects, mitigation projects, and non-reimbursable conservation and rebate program



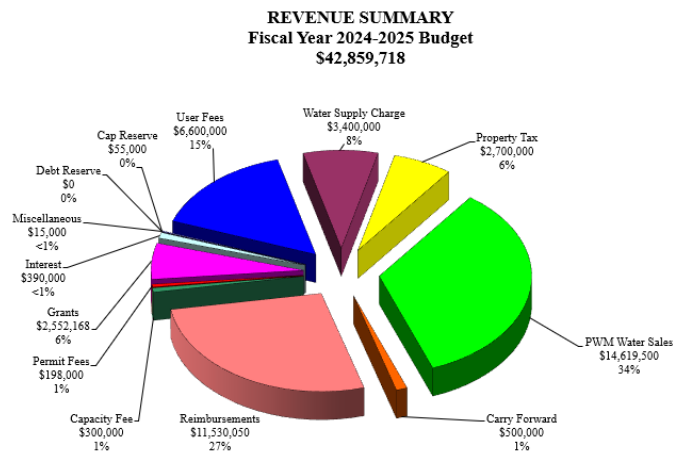
activities. It also includes \$14,082,218 towards reimbursement project costs. The reimbursable project expenditure budget includes funds for the operation of Aquifer Storage Recovery (ASR) 1 & 2 and well rehabilitation, Pure Water Monterey (PWM) expansion project, Sleepy Hollow Intake construction, Integrated Resource Implementation Management (IRWM) Implementation Project, and conservation rebate program costs. In addition, it also includes \$14,619,500 towards PWM water purchase costs. The budget was prepared with the assumption that Cal-Am would continue to reimburse the District for the operation of ASR 1 & 2.

Major budget changes from FY 2023-24 include \$1,950,000 for Monterey Water System Acquisition expenses, \$1,670,800 to purchase water for the District’s operating reserve, and \$250,000 for election expenses. Other major project expenditures include \$150,000 towards Urban Water Management Plan, \$100,000 for the review of allocation EIR and mitigation measures, \$100,000 for local water projects, \$483,248 for the operation of the Sleepy Hollow fish rearing facility and related fish rescue activities, \$264,500 for lagoon and hydrologic monitoring, \$2,471,693 for IRWM Implementation Projects, \$266,000 for conservation-related activities, and \$370,000 for water conservation rebates. The rebate amount is reimbursable by Cal-Am ratepayers. The project expenditure budget also includes \$10,107,500 for PWM expansion project that is funded by two grants.

The budget for legal expenses is \$400,000, which remains unchanged from previous fiscal year. FY 2024-2025 Budget also includes a 3-Year Capital Improvement Project Forecast.

**Revenues**

The FY 2024-2025 revenue budget totals \$42,859,718 which is slightly higher than the revised budget for FY 2023-2024. The change is primarily due to reimbursement from grant-funded projects. This budget includes continued collection of the User Fee revenue in the amount of \$6,600,000 from ratepayers of California American Water. This User Fee revenue projection is based on an estimated collection of revenues by California American Water. Property tax revenues are projected to be \$2,700,000 which is higher than the amount budgeted in FY 2023-2024. This budget assumes collection of the previously adopted Water Supply Charge in the amount of \$3,400,000 for FY 2024-2025. PWM water sales revenue in the amount of \$14,619,500 is based on 3,500 ac. ft. of water delivery. Capacity Fees are estimated to be \$300,000 and permit fee revenues are budgeted at \$198,000. These are in line with revenue estimates from prior fiscal years. Projected revenues also include reimbursements of \$823,950 from Cal-Am ratepayers for ASR 1 and ASR 2 operational costs, \$370,000 from Cal-Am ratepayers for rebates, \$39,600 for services provided to the Seaside Basin Watermaster, and approximately \$12.58 million from grant funds. The carryforwards are non-reimbursable project funds that were budgeted but not spent in the prior fiscal year. Carryforward amount from unspent non-reimbursable projects included in this budget is \$500,000.



**Reserves**

There are changes to reserve balances as a result of the proposed budget. The following table summarizes the projected ending balances in the reserve accounts:

Reserves	Estimated Balance	FY 2024-2025	Projected Balance
	6/30/2024	Changes	06/30/2025
Litigation/Insurance Reserve	250,000		\$250,000
Capital Reserve	1,525,100	313,000	\$1,838,100
Flood/Drought Reserve	500,000		\$500,000
Pension Reserve	600,000	100,000	\$700,000
OPEB Reserve	600,000	100,000	\$700,000
Water Supply Charge Reserve	\$3,400,000		\$3,400,000
General Operating Reserve (projected)	17,341,080	116,511	\$17,457,591
<b>Totals</b>	<b>\$24,216,180</b>	<b>\$629,511</b>	<b>\$24,845,691</b>

As the table above indicates the general reserve is expected to have a balance of approximately \$17.46 million or 61.86% of the *operating* budget. The total *estimated* reserves for FY 2024-25 will be \$24.86 million. The proposed budget includes \$313,000 set aside for capital reserves and \$100,000 each for the Pension and Other Post Employment Benefit reserves.

**Major Changes**

In the revenue section, PWM Water Sales revenue is higher due to an increase in water rates. The proposed FY 2024-25 budget continues to see increases in grant revenue due to deferred project spending in FY 2023-24. This is related to the grants for the PWM Expansion project and an expected \$2.56 million in revenue from IRWM grants.

In the expenditure section, key budget changes from FY 2023-24 include \$1.95 million for Monterey Water System Acquisition and \$1.68 for the District’s PWM operating water reserve. Reimbursable projects from the PWM and IRWM grants, Cal-Am, and ASR reimbursements make up about \$13.98 million of expenditures.

Respectfully submitted:

\_\_\_\_\_  
David J. Stoldt  
General Manager

\_\_\_\_\_  
Nishil Bali  
Chief Financial Officer/  
Administrative Services Manager








### MISSION STATEMENT

*Sustainably manage and augment the water resources of the Monterey Peninsula to meet the needs of its residents and businesses while protecting, restoring, and enhancing its natural and human environments.*

### VISION STATEMENT

*Model ethical, responsible, and responsive governance in pursuit of our mission.*





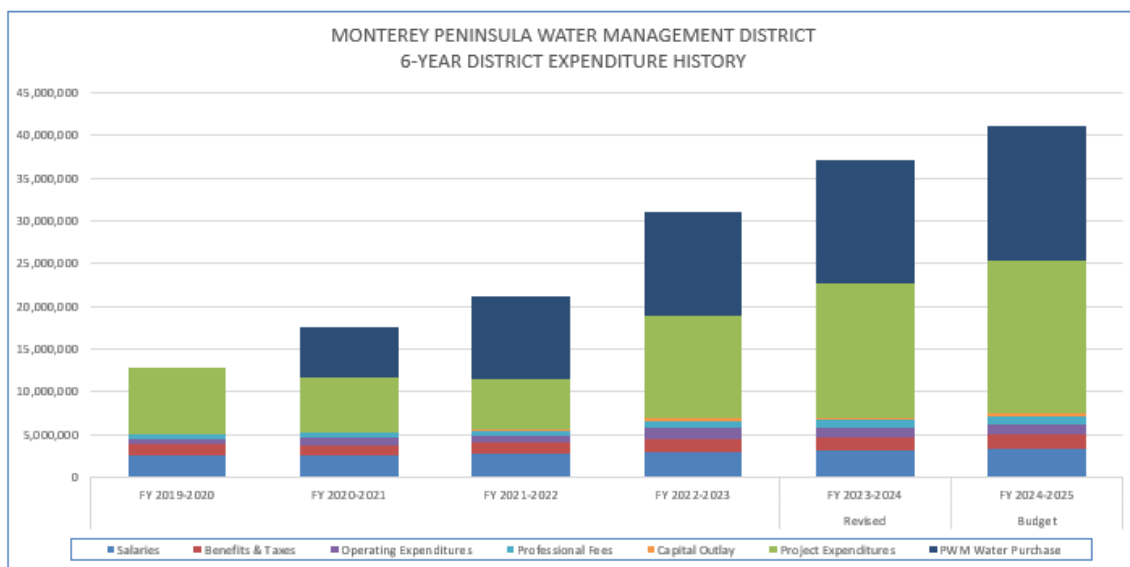
## Introduction

In Monterey County, there is no issue that causes more discussion than water supply and management. Whether it is Steelhead on the Carmel River, slant wells in Marina, or agricultural supply in the Salinas Valley, everyone has an opinion on water. In the past several years, however, one opinion shared by the majority of the Monterey Peninsula has been the positive presence and stability of the Monterey Peninsula Water Management District.

Originally formed in 1978 to provide a water supply solution, to promote water conservation, and to perform environmental stewardship, the Water Management District, has continually strived to meet the ever-changing needs of the community while staying true to its enabling legislation. Many people forget that in the late 1980s and early 1990s, the District introduced two separate water supply projects that would have provided well over 20,000 acre-feet of water per year and permanently solved the Monterey Peninsula’s current water supply issues. These two projects, among others, were either voted down or abandoned for lack of community or legislative support.

## A Focus on Water Supply

Nevertheless, the District persisted in its goal of creating new water and did so by creatively examining where this water could be found. From the design of the Paralta Well and the creation of the Pebble Beach Reclamation Project, to the establishment of Aquifer Storage and Recovery and Pure Water Monterey Projects, the Water Management District is responsible for over 7,000 acre-feet of new water supply for the Monterey Peninsula. Last year, the District successfully brought approval of an Expansion to Pure Water Monterey which will add another 2,250 acre-feet of supply by 2025. This renewed focus on water supply is evidenced by the changing face of the District’s expenditures.



As shown in the chart above, the District's expenditures on water projects (green segment in chart) has been a steady \$5 to \$20 million each year recently. What's more, beginning in 2020 with the completion of Pure Water Monterey, the District's expenditure on purchased water for resale to Cal-Am (dark blue in chart) has gone from \$6 million to almost \$14.62 million expected in FY 2024-25.

Since 2013, the District has spent over \$45 million out-of-pocket on water projects, and sought State and Federal grants and loans for over \$100 million more.

### **Conserving at the Same Time**

While the District was working on new water, it was also focused on making better use of the Monterey Peninsula's existing water supply through conservation. The State Water Resources Control Board Order in 1995, compelling the local water retailer to reduce its illegal pumping from the Carmel River, was an initial motivating factor in these efforts, but it was the recent drought that truly brought the public's acceptance of reduced water use to its current level. Through its outreach and legislative efforts, the District helped the Monterey Peninsula reduce its overall water consumption by almost 35%. From 1997 through 2024, the residents and businesses in the area decreased usage from 15,000 acre-feet of water per year to below 9,500. The methods range from rebates for water-efficient appliances and fixtures and the distribution of thousands of free water-saving devices to mandatory retrofits for commercial properties and updated outdoor irrigation regulations. Most importantly is the fact that the tremendous reduction in use was done without rationing, a common tactic used by water agencies during times of drought.

### **Environmental Stewardship**

The Monterey Peninsula is one of the most beautiful places in the country. That's why millions of visitors travel here each year and its residents are fiercely protective of its natural environment. What if the private water company tasked with supplying water to those residents, businesses, and visitors was illegally over-drafting the area's water sources and endangering flora and fauna along the way?

Luckily, the Water Management District had the legislative oversight necessary to help mitigate over-pumping of the Carmel River and Seaside Basin. That plan, executed by the biologists and engineers at the Water Management District has been responsible for multiple projects including repairing streambanks of the Carmel River to prevent erosion as well as restoring the riverbeds and surrounding habitat to improve conditions for the fish and animals that live there. The District's Steelhead Rescue Team has been responsible for saving thousands of the endangered fish relocating them in the river or allowing them to flourish and grow at the Sleepy Hollow Fish Rearing Facility before their release back into the wild. Additionally, District scientists are employing state-of-the-art monitoring technology to learn more about how to preserve the species.

### **Transparency**

With so much change in local and regional public agencies, the Water Management District has enjoyed unprecedented stability over the past several years. Drawing on renewed mission, values, and vision statements, the special district's staff and Board of Directors have created a culture of transparency and honest communication with its constituents, businesses, and other organizations

and municipalities. Tough decisions are part of any public agency's day, but when those decisions involve a critical public service like water, they become that much more important. Prior to making those decisions at the committee and board levels, the District often meets with the public to receive their input before formally discussing and voting on the issue at hand. As stewards of the public's money, the Water Management District takes its budgeting and accounting process extremely seriously. The reporting of this fiscal responsibility has earned the District back-to-back Certificates of Achievement in Financial Reporting from the prestigious Government Finance Officers Association of the United States and Canada and a certificate honoring its transparency from the California Special Districts Association.

The District continues to serve the needs of the residents, businesses, and organizations on the Monterey Peninsula with stability, transparency, and honesty. While the personalities of its Board of Directors may change, the District is steadfast in its commitment to its mission: promote or provide for a long-term sustainable water supply, and to manage and protect water resources for the benefit of the community and the environment.



Monterey Peninsula Water Management District  
2024 Strategic Goals and Objectives  
Adopted May 20, 2024

Near-Term Goals (1-Year)

**Goal #1: Continue planning and implementation for protecting and increasing water supply**

*Objectives:*

- Partner with Monterey One Water to ensure completion and funding of Pure Water Monterey Expansion in 2025.
- Allocate a portion of new supply to the jurisdictions by end of 2024.
- Engage State Water Board on lifting of Cease and Desist Order (CDO) & moratorium on new meters beginning by January 2025.
- Engage more with Marina Coast Water District, City of Seaside, and Watermaster on Seaside Basin issues.
- Maintain focus on long-term supply and demand issues to inform additional water supply needs.

**Goal #2: Implementation of the public’s ownership of Monterey Water System as directed by the voters**

*Objectives:*

- Pursue “bench trial” on the public’s “right to take”, including discovery and due diligence.
- Expand public outreach, including press releases upon milestones; regular updates from District Counsel.
- Contingency and mitigation planning if “right to take” proceeding is interrupted.
- Plan for financing, rates, staffing, and operations.

**Goal #3: Improve public engagement and maintain leadership role on water issues**

*Objectives:*

- Be the knowledgeable source for reliable information on supply, demand, drought, and other local water issues needed by public, media, and regulators.
- Continue to raise the District’s profile and instill public trust.
- Support objectives of public’s acquisition of Monterey Water System through public outreach.
- Better publicize environmental activities of the District.
- Coordinate/Communicate w/ other water management agencies on a regional basis.
- Explore new avenues of public engagement, such as social media or “town hall” meetings.

**Goal #4: Pursue effective environmental stewardship, especially in consideration of climate change**

*Objectives:*

- Review Carmel River mitigation program requirements and provide guidance for going forward.
- Monitor follow-up to Los Padres Dam & Reservoir Alternatives study; Balance environmental and ratepayer impacts.
- Add climate change/climate action to District planning functions.
- Consider sustainability actions or projects the District can undertake internally.

**Goal #5: Protect, enhance and maintain District's financial health**

*Objectives:*

- Ensure fiscal stability in support of litigation activities, Pure Water Monterey reserve accumulation, election expenses, other.
- Regularly report on exposure, risk policy, grants.
- Annually review reserve policy and potential reductions in revenue collections.
- Maintain GFOA award and CSDA transparency certificate of compliance.
- Continue to develop strategy for PERS and OPEB liabilities in budget planning.

**Goal #6: Implement organizational changes to strengthen District management**

*Objectives:*

- Create job description and hire Assistant General Manager.
- Prepare for new reporting standards and existing data needs.
- Evaluate succession planning needs.
- Evaluate change in District policies to maintain and lure talented employees.
- Negotiate labor agreements.



## Longer-Term Goals (2-3 Years)

### **Goal #7: Recognize the longer-term goals and objectives that arise from near-term goals**

*Objectives:*

- Maintain focus on long-term supply and demand issues to inform additional water supply needs.
- Prepare for requirements of valuation trial for public's ownership of the Monterey Water System.
- Implement changes to Carmel River mitigation program requirements.
- Add climate change/climate action to District planning functions.
- Monitor fiscal stability of District, establish reserve policy, review revenue collections, and plan for liabilities.





**BUDGET PROCESS CALENDAR**

**FISCAL YEAR 2024-2025**

<i><b>2024 Target Dates</b></i>	<i><b>Action</b></i>	<i><b>Responsibility</b></i>
<b>March 26</b>	Budget Memorandum and Forms Distributed	Administrative Services
<b>April 16</b>	Budget Request Forms Due to ASD	Division Managers
<b>April 30 - May 3</b>	Budget Review Sessions	Team Management
<b>May 20</b>	Board Sets Appropriation Limit	Board of Directors
<b>May 30</b>	Proposed Budget Presented to Board/ Budget Workshop	Board of Directors
<b>June 17</b>	Board Adopts Budget	Board of Directors



# EXPENDITURES

In this section:

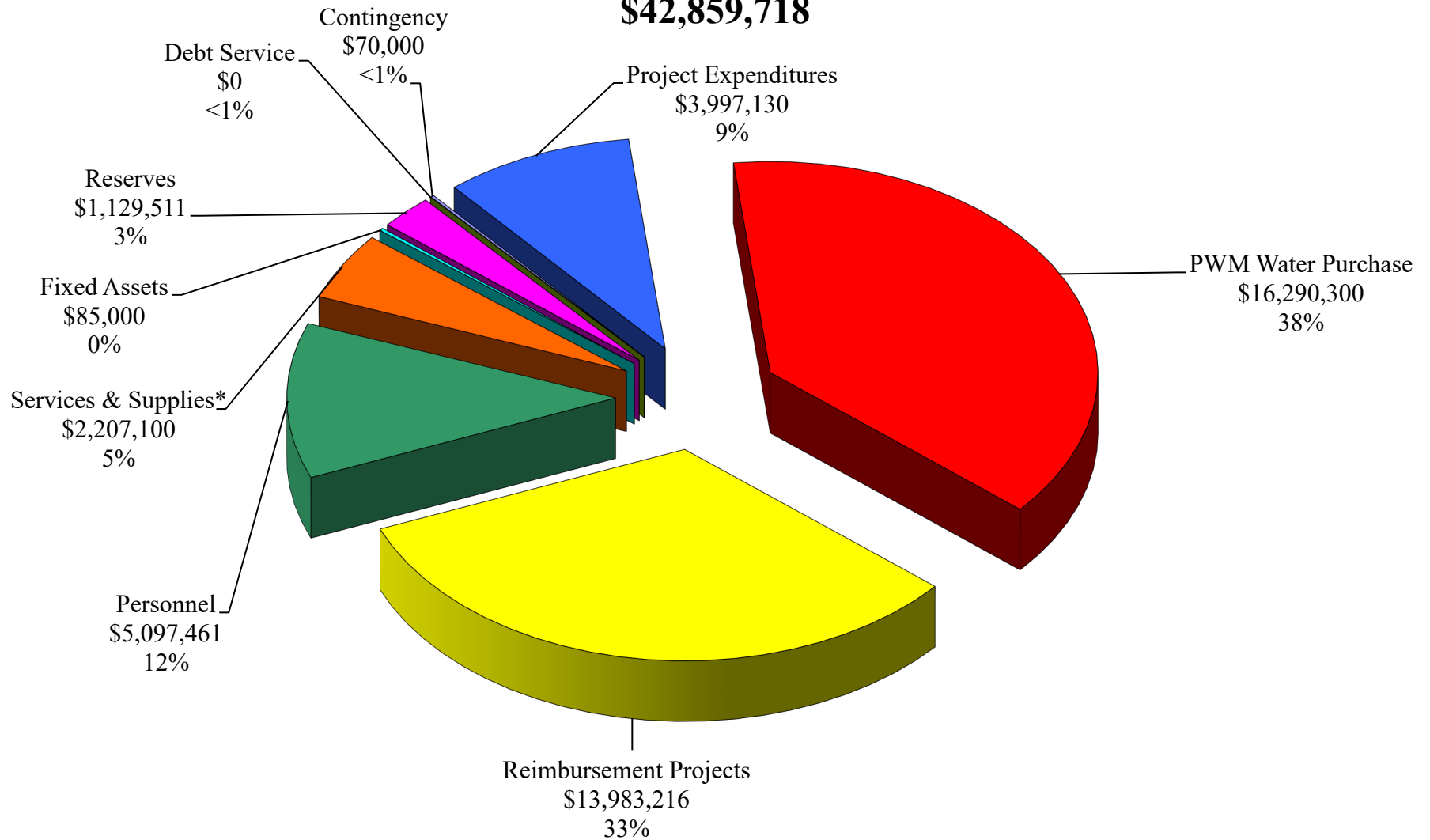
- EXPENDITURE SUMMARY CHART
- EXPENDITURES COMPARISON BY YEAR
- EXPENDITURES BY OPERATING FUND
- LABOR ALLOCATION BY OPERATING FUNDS
- EXPENDITURES BY DIVISION
- PROJECT EXPENDITURES
- CAPITAL IMPROVEMENT PLAN
- CAPITAL ASSET PURCHASES
- CAPITAL ASSET REPLACEMENT/REPAIR SCHEDULE



# EXPENDITURE SUMMARY

## Fiscal Year 2024-2025

### \$42,859,718



\* Services & Supplies includes budget for Election Expense (\$250,000)





**Monterey Peninsula Water Management District  
Expenditures Comparison by Year  
Fiscal Year 2024-2025 Budget**

	FY 2022-2023 <u>Revised</u>	FY 2023-2024 <u>Revised</u>	FY 2024-2025 <u>Adopted</u>	Change From <u>Previous Year</u>	Percentage <u>Change</u>
<b><u>PERSONNEL</u></b>					
Salaries	\$2,920,500	\$3,147,800	\$3,301,000	\$153,200	4.87%
Retirement	791,900	820,700	864,902	\$44,202	5.39%
Unemployment Compensation	10,000	10,100	10,100	\$0	0.00%
Auto Allowance	6,000	6,000	11,000	\$5,000	83.33%
Deferred Compensation	10,500	10,700	18,812	\$8,112	75.81%
Temporary Personnel	10,000	10,000	10,000	\$0	0.00%
Workers Comp. Ins.	57,100	56,600	74,543	\$17,943	31.70%
Employee Insurance	434,500	441,700	497,932	\$56,232	12.73%
Employee Insurance - Retirees	154,500	142,000	190,387	\$48,387	34.08%
Medicare & FICA Taxes	50,500	49,500	72,785	\$23,285	47.04%
Personnel Recruitment	8,000	8,000	8,000	\$0	0.00%
Other Benefits	2,000	2,000	3,500	\$1,500	75.00%
Staff Development	32,800	26,400	29,500	\$3,100	11.74%
Subtotal	\$4,488,300	\$4,731,500	\$5,097,461	\$365,961	7.73%
<b><u>SERVICES &amp; SUPPLIES</u></b>					
Board Member Comp	\$37,000	\$37,000	37,000	\$0	0.00%
Board Expenses	9,000	8,000	10,000	\$2,000	25.00%
Rent	26,200	26,300	29,200	\$2,900	11.03%
Utilities	33,200	33,200	41,200	\$8,000	24.10%
Telephone	47,000	47,000	51,000	\$4,000	8.51%
Facility Maintenance	55,000	55,100	54,000	(\$1,100)	-2.00%
Bank Charges	25,000	25,100	25,100	\$0	0.00%
Office Supplies	24,200	24,200	24,700	\$500	2.07%
Courier Expense	7,600	7,600	7,600	\$0	0.00%
Postage & Shipping	7,900	7,500	7,500	\$0	0.00%
Equipment Lease	18,000	13,100	13,200	\$100	0.76%
Equip. Repairs & Maintenance	5,000	5,100	5,100	\$0	0.00%
Printing/Duplicating/Binding	600	-	1,500	\$1,500	
IT Supplies/Services	250,000	280,000	310,600	\$30,600	10.93%
Operating Supplies	21,200	21,200	6,600	(\$14,600)	-68.87%
Legal Services	400,000	400,000	400,000	\$0	0.00%
Professional Fees	460,000	455,100	458,000	\$2,900	0.64%
Transportation	31,000	47,000	41,000	(\$6,000)	-12.77%
Travel	18,000	19,500	21,000	\$1,500	7.69%
Meeting Expenses	21,200	19,800	21,200	\$1,400	7.07%
Insurance	174,000	273,000	300,000	\$27,000	9.89%
Legal Notices	3,200	2,600	2,600	\$0	0.00%
Membership Dues	42,200	41,200	47,900	\$6,700	16.26%
Public Outreach	3,000	3,100	3,500	\$400	12.90%
Assessors Administration Fee	34,000	34,000	34,000	\$0	0.00%
Miscellaneous	3,200	3,200	3,000	(\$200)	-6.25%
Subtotal	\$1,756,700	\$1,888,900	\$1,957,100	\$68,200	3.61%



**Monterey Peninsula Water Management District  
Expenditures Comparison by Year  
Fiscal Year 2024-2025 Budget**

	FY 2022-2023 <u>Revised</u>	FY 2023-2024 <u>Revised</u>	FY 2024-2025 <u>Adopted</u>	Change From <u>Previous Year</u>	Percentage <u>Change</u>
FIXED ASSETS	450,000	230,000	85,000	(\$145,000)	-63.04%
PROJECT EXPENDITURES			0		
Project Expenses	5,310,100	3,169,900	3,997,130	\$827,230	26.10%
PWM Water Purchase	12,201,000	13,275,500	16,290,300	\$3,014,800	22.71%
Reimbursement Projects	1,393,400	14,025,558	13,983,216	(\$42,342)	-0.30%
ELECTION EXPENSE	250,000	0	250,000	\$250,000	
CONTINGENCY	70,000	50,536	70,000	\$19,464	38.52%
Subtotal	<u>\$19,674,500</u>	<u>\$30,751,494</u>	<u>\$34,675,646</u>	<u>\$3,924,152</u>	<u>12.76%</u>
DEBT SERVICE	2,150,000	0	0	\$0	
FLOOD/DROUGHT RESERVE	0	171,056	0	(\$171,056)	-100.00%
CAPITAL RESERVE GENERAL	408,500	330,300	313,000	(\$17,300)	-5.24%
FUND BALANCE PENSION	649,400		616,511	\$616,511	
RESERVE	100,000	100,000	100,000	\$0	0.00%
OPEB RESERVE	100,000	100,000	100,000	\$0	0.00%
WATER SUPPLY CHARGE RESERVE	0	3,400,000	0	(\$3,400,000)	-100.00%
RECLAMATION PROJECT	0	0	0	\$0	
Subtotal	<u>\$3,407,900</u>	<u>\$4,101,356</u>	<u>\$1,129,511</u>	<u>(\$2,971,845)</u>	<u>-72.46%</u>
EXPENDITURE TOTAL	<u><u>\$29,327,400</u></u>	<u><u>\$41,473,250</u></u>	<u><u>\$42,859,718</u></u>	<u><u>\$1,386,468</u></u>	<u><u>3.34%</u></u>



**Monterey Peninsula Water Management District  
Expenditures by Operating Fund  
Fiscal Year 2024-2025 Budget**

	<u>Mitigation</u>	<u>Water Supply</u>	<u>Conservation</u>	<u>Total</u>
<b><u>PERSONNEL</u></b>				
Salaries	\$1,036,000	\$1,292,000	\$973,000	\$3,301,000
Retirement	229,672	343,103	292,128	\$864,902
Unemployment Compensation	4,000	4,100	2,000	\$10,100
Auto Allowance	2,150	6,100	2,750	\$11,000
Deferred Compensation	3,555	10,554	4,703	\$18,812
Temporary Personnel	3,300	3,500	3,200	\$10,000
Workers Comp. Ins.	44,306	25,911	4,327	\$74,543
Employee Insurance	167,533	179,323	151,077	\$497,932
Employee Insurance - Retirees	63,462	63,462	63,462	\$190,387
Medicare & FICA Taxes	44,546	16,357	11,882	\$72,785
Personnel Recruitment	2,600	2,800	2,600	\$8,000
Other Benefits	1,200	1,300	1,000	\$3,500
Staff Development	8,250	8,350	12,900	\$29,500
Subtotal	\$1,612,273	\$1,958,660	\$1,526,528	\$5,097,461
<b><u>SERVICES &amp; SUPPLIES</u></b>				
Board Member Comp	12,200	13,000	11,800	37,000
Board Expenses	3,300	3,500	3,200	10,000
Rent	11,900	12,200	5,100	29,200
Utilities	13,800	14,600	12,800	41,200
Telephone	17,200	18,000	15,800	51,000
Facility Maintenance	17,800	18,900	17,300	54,000
Bank Charges	8,300	8,800	8,000	25,100
Office Supplies	7,700	8,100	8,900	24,700
Courier Expense	2,500	2,700	2,400	7,600
Postage & Shipping	2,400	2,500	2,600	7,500
Equipment Lease	4,400	4,600	4,200	13,200
Equip. Repairs & Maintenance	1,700	1,800	1,600	5,100
Printing/Duplicating/Binding	0	0	1,500	1,500
IT Supplies/Services	91,600	97,000	122,000	310,600
Operating Supplies	2,900	2,900	800	6,600
Legal Services	120,000	220,000	60,000	400,000
Professional Fees	151,100	160,300	146,600	458,000
Transportation	17,700	17,700	5,600	41,000
Travel	6,100	6,400	8,500	21,000
Meeting Expenses	6,700	7,100	7,400	21,200
Insurance	99,000	105,000	96,000	300,000
Legal Notices	1,000	1,000	600	2,600
Membership Dues	15,100	15,900	16,900	47,900
Public Outreach	1,200	1,200	1,100	3,500
Assessors Administration Fee	11,200	11,900	10,900	34,000
Miscellaneous	900	1,100	1,000	3,000
Subtotal	\$627,900	\$756,400	\$572,800	\$1,957,100



**Monterey Peninsula Water Management District  
Expenditures by Operating Fund  
Fiscal Year 2024-2025 Budget**

	<u>Mitigation</u>	<u>Water Supply</u>	<u>Conservation</u>	<u>Total</u>
FIXED ASSETS	70,000	15,000		85,000
PROJECT EXPENDITURES				0
Project Expenses	679,175	3,011,455	306,500	3,997,130
PWM Water Purchase	0	16,290,300	0	16,290,300
Reimbursement Projects	2,586,766	10,931,450	465,000	13,983,216
ELECTION EXPENSE	80,000	87,500	82,500	250,000
CONTINGENCY	23,800	25,200	21,000	70,000
Subtotal	<u>\$3,439,741</u>	<u>\$30,360,905</u>	<u>\$875,000</u>	<u>\$34,675,646</u>
DEBT SERVICE				-
FLOOD/DROUGHT RESERVE				-
CAPITAL RESERVE	100,000	113,000	100,000	313,000
GENERAL FUND BALANCE		616,511		616,511
PENSION RESERVE		100,000		100,000
OPEB RESERVE		100,000		100,000
WATER SUPPLY CHARGE RESERVE				-
RECLAMATION PROJECT				-
Subtotal	<u>\$100,000</u>	<u>\$929,511</u>	<u>\$100,000</u>	<u>\$1,129,511</u>
EXPENDITURE TOTAL	<u><u>\$5,779,914</u></u>	<u><u>\$34,005,476</u></u>	<u><u>\$3,074,328</u></u>	<u><u>\$42,859,718</u></u>





**Monterey Peninsula Water Management District  
Labor Allocation by Operating Funds  
Fiscal Year 2024-2025**

	<u>Mitigation</u>	<u>Water Supply</u>	<u>Conservation</u>	<u>Total</u>
<b><u>General Manager's Office</u></b>				
General Manager	15%	60%	25%	100%
Executive Assistant	25%	50%	25%	100%
Assistant/Deputy General Manager	25%	50%	25%	100%
<b><u>Administrative Services</u></b>				
ASD Mgr/CFO	33%	34%	33%	100%
Accountant	33%	34%	33%	100%
HR Coordinator/Contract Specialist	33%	34%	33%	100%
Senior Office Specialist	33%	34%	33%	100%
Accounting/Office Specialist	33%	34%	33%	100%
<b><u>Water Resources</u></b>				
Water Resources Manager	10%	90%	0%	100%
Distict Engineer	25%	75%	0%	100%
Associate Hydrologist	10%	90%	0%	100%
Assistant Hydrologist	10%	90%	0%	100%
Assistant Hydrologist	10%	90%	0%	100%
<b><u>Water Demand</u></b>				
Water Demand Manager	0%	20%	80%	100%
Conservation Analyst	0%	75%	25%	100%
Conservation Analyst	0%	25%	75%	100%
Conservation Rep II	0%	0%	100%	100%
Conservation Rep I	0%	0%	100%	100%
Conservation Technician	0%	0%	100%	100%
Administrative Assistant	0%	0%	100%	100%
<b><u>Environmental Resources</u></b>				
Environmental Resources Manager	80%	20%	0%	100%
Associate Fisheries Biologist	100%	0%	0%	100%
Associate Fisheries Biologist	100%	0%	0%	100%
Assistant Fisheries Biologist	100%	0%	0%	100%
River Maintenance Specialist	90%	10%	0%	100%
Environmental Programs Specialist	100%	0%	0%	100%
<b>Average Percentage</b>	<b>33%</b>	<b>35%</b>	<b>32%</b>	<b>100%</b>



**Monterey Peninsula Water Management District**  
**Expenditures by Division**  
**Fiscal Year 2024-2025 Budget**

	<u>General Manager's Office</u>	<u>Administrative Services</u>	<u>Water Resources</u>	<u>Water Demand</u>	<u>Environmental Resources</u>	<u>Total</u>
<b><u>PERSONNEL</u></b>						
Salaries	\$601,000	\$576,000	\$654,000	\$788,000	\$682,000	\$3,301,000
Retirement	249,190	123,047	121,235	214,839	156,592	864,902
Unemployment Compensation	0	3,100	3,000	1,000	3,000	10,100
Auto Allowance	11,000	0	0	0	0	11,000
Deferred Compensation	18,812	0	0	0	0	18,812
Temporary Personnel	0	10,000	0	0	0	10,000
Workers' Comp.	2,552	3,166	27,012	3,531	38,282	74,543
Employee Insurance	75,507	71,803	97,502	136,376	116,744	497,932
Employee Insurance - Retirees	0	190,387	0	0	0	190,387
Medicare & FICA Taxes	1,645	36,425	13,422	11,416	9,877	72,785
Personnel Recruitment	2,000	6,000	0	0	0	8,000
Other Benefits	300	2,300	300	300	300	3,500
Staff Development	3,000	6,000	6,000	10,000	4,500	29,500
Subtotal	\$965,005	\$1,033,227	\$922,471	\$1,165,463	\$1,011,295	\$5,097,461
<b><u>SERVICES &amp; SUPPLIES</u></b>						
Board Member Comp	\$0	\$37,000	\$0	\$0	\$0	37,000
Board Expenses	10,000	0	0	0	0	10,000
Rent	0	16,000	6,600	0	6,600	29,200
Utilities	0	40,000	600	0	600	41,200
Telephone	1,000	36,000	7,000	4,000	3,000	51,000
Facility Maintenance	0	54,000	0	0	0	54,000
Bank Charges	0	25,100	0	0	0	25,100
Office Supplies	1,500	20,000	600	2,000	600	24,700
Courier Expense	0	7,600	0	0	0	7,600
Postage & Shipping	300	6,000	600	600	0	7,500
Equipment Lease	0	13,200	0	0	0	13,200
Equip. Repairs & Maintenance	0	5,100	0	0	0	5,100
Printing/Duplicating/Binding	0	0	0	1,500	0	1,500
IT Supplies/Services	0	272,000	0	35,000	3,600	310,600
Operating Supplies	600	2,000	3,000	0	1,000	6,600
Legal Services	0	400,000	0	0	0	400,000
Professional Fees	280,000	178,000	0	0	0	458,000
Transportation	0	2,000	18,000	5,000	16,000	41,000
Travel	7,000	4,000	1,000	5,000	4,000	21,000
Meeting Expenses	2,000	18,000	0	1,000	200	21,200
Insurance	0	300,000	0	0	0	300,000
Legal Notices	0	2,000	600	0	0	2,600
Membership Dues	40,000	3,500	600	3,000	800	47,900
Public Outreach	3,500	0	0	0	0	3,500
Assessors Administration Fee	0	34,000	0	0	0	34,000
Miscellaneous	400	2,600	0	0	0	3,000
Subtotal	\$346,900	\$1,478,100	\$38,600	\$57,100	\$36,400	\$1,957,100
FIXED ASSETS	0	15,000	0	0	70,000	85,000
<b><u>PROJECT EXPENDITURES</u></b>						
Project Expenses	1,950,000	0	1,061,455	306,500	679,175	3,997,130

**Monterey Peninsula Water Management District  
Expenditures by Division  
Fiscal Year 2024-2025 Budget**

	General Manager's <u>Office</u>	Administrative <u>Services</u>	Water <u>Resources</u>	Water <u>Demand</u>	Environmental <u>Resources</u>	<u>Total</u>
PWM Water Purchase	16,290,300	0		0	0	16,290,300
Reimbursement Projects	10,107,500	0	823,950	465,000	2,586,766	13,983,216
ELECTION EXPENSE	0	250,000	0	0	0	250,000
CONTINGENCY	0	70,000	0	0	0	70,000
Subtotal	\$28,347,800	\$335,000	\$1,885,405	\$771,500	\$3,335,941	\$34,675,646
DEBT SERVICE	-	-	-	-	-	-
FLOOD/DROUGHT RESERVE	-	-	-	-	-	-
CAPITAL RESERVE	-	313,000	-	-	-	313,000
GENERAL FUND BALANCE	-	616,511	-	-	-	616,511
PENSION RESERVE	-	100,000	-	-	-	100,000
OPEB RESERVE	-	100,000	-	-	-	100,000
WATER SUPPLY CHARGE RESERVE	-	-	-	-	-	-
RECLAMATION PROJECT	-	-	-	-	-	-
Subtotal	-	1,129,511	-	-	-	1,129,511
Expenditure Total	\$29,659,705	\$3,975,838	\$2,846,476	\$1,994,063	\$4,383,636	\$42,859,718

**Monterey Peninsula Water Management District  
Project/Program Expenditures  
Fiscal Year 2024-25**

Objective	Timeline	Total	Account	Division	Reimbursable	Source
<b>AUGMENT WATER SUPPLY</b>						
<b>Operations Modeling</b>						
1-1-2	Los Padres Dam Long Term Plan					
A	Fish Passage	Ongoing		35-03-786015	ERD	
B	Alternatives Analysis and Sediment Management	June		35-03-786015	ERD	CAW
1-1-3	PWM/MPWSP Operations Model (CRBHM & SGBM)	June	\$ 69,974	35-03-786038	WRD	
<b>Water Supply Projects</b>						
1-2-1	Water Project 1 (Aquifer Storage Recovery 1)					
A	Santa Margarita Site - Site Work					
1	UXO Support	Ongoing	\$ 2,000	35-04-786004	WRD	
2	Land easement	Spring/Summer	\$ 150,000	35-04-786004	WRD	
3	Small Projects Design	Fall/Winter	\$ 100,000	35-04-786004	WRD	
4	Survey & Drawings	Spring/Summer	\$ 30,000	35-04-786004	WRD	
6	Turbidity Meter Emergency Shut off	Fall/Winter	\$ 50,000	35-04-786004	WRD	
7	Electrical Study	Ongoing	\$ 45,000	35-04-786004	WRD	
B	ASR - Operations & Maintenance					
1	Operations support	Ongoing	\$ 50,000	35-04-786005	WRD	Yes CAW
2	Water quality lab analysis	Ongoing	\$ 13,000	35-04-786005	WRD	Yes CAW
3	Electrical power	Ongoing	\$ 250,000	35-04-786005	WRD	Yes CAW
4	Supplemental Sampling and Analysis Plan (SSAP)	Ongoing	\$ 47,150	35-04-786005	WRD	Yes CAW
5	Retrofit Paralta Test for RWQCB sampling	Once	\$ -	35-04-786005	WRD	CAW
6	RWQCB General Permit Fees	Ongoing	\$ 3,800	35-04-786005	WRD	Yes CAW
7	Maintenance	Ongoing	\$ 55,000	35-04-786005	WRD	CAW
8	Calibrate portable meter for Water Rights	Ongoing	\$ 5,000	35-04-786005	WRD	CAW
9	Well Rehabilitation	Once	\$ 400,000	35-04-786005	WRD	yes CAW
1-4-1	Water Rights Permits Fees	Ongoing	\$ 5,000	35-03-781200	WRD	Yes
1-5-1	Ground Water Replenishment Project (PWM)					
A	Other Seaside Basin Model	Ongoing	\$ 132,613	35-03-786010	WRD	
B	Geochemical Mixing Study	Ongoing	\$ 11,510	35-03-786010	WRD	
C	Operating Reserve (400 ac ft)	One-time	\$ 1,670,800	35-03-786011	GMO	
D	PWM Water Purchase (3,500 ac ft)	Ongoing	\$ 14,619,500	35-03-786017	GMO	CAW
E	PWM Expansion	One-time	\$ 10,107,500	35-01-786014	GMO	Yes Grants
1-7-1	Permit 20808B Alternatives Analysis	Ongoing	\$ 65,358	35-04-786016	WRD	
1-9-1	Cal-Am Desal Project	Ongoing	\$ 50,000	35-01-786025	GMO	
1-10-1	Local Water Projects	Ongoing	\$ 100,000	35-03-786033	GMO	
1-14-1	Monterey Water System Acquisition	Ongoing				
1-14-1 A	Acquisition - Phase 4	Ongoing	\$ 1,950,000	xx-01-786200 35-01-786200 26-01-786200 24-01-786200	GMO	
1-15-1	Water Allocation Process	Ongoing	\$ -	35-01-786040	GMO	
1-16-1	New Project					
A	Near Term Production Capacity	Summer	\$ 100,000	35-03-786019	WRD	
1-17-1	Urban Water Management Plan		\$ 150,000	35-03-786019	GMO	
<b>AUGMENT WATER SUPPLY TOTAL</b>						<b>30,233,205</b>

**Monterey Peninsula Water Management District  
Project/Program Expenditures  
Fiscal Year 2024-25**

Objective	Timeline	Total	Account	Division	Reimbursable	Source
<b>PROTECT ENVIRONMENTAL QUALITY</b>						
<b>Riparian Mitigations</b>						
2-1-1	Irrigation Program					
A	Operate and maintain 4 well systems	Ongoing	\$ 2,000	24-03-785011		ERD
B	Operate and maintain District project systems	Ongoing	\$ 20,000	24-03-785012		ERD
2-1-2	Riparian Corridor Management					
A	Maintain and diversify plantings at District projects					
1	Seed collection and propagation	Ongoing	\$ 2,000	24-03-787030		ERD
2	Riparian corridor maintenance (projects/equipment)	Ongoing	\$ 2,000	24-03-787080		ERD
2-1-3	Riparian Monitoring Program					
A	Vegetation and soil moisture monitoring	Ongoing	\$ 500	24-03-787021		ERD
2-1-4	Address Vegetation Hazards, Permitting, and Remove Trasl	Ongoing	\$ 20,000	24-03-787040		ERD
B	2023 Carmel River Cross Section Survey		?			
<b>Erosion Protection</b>						
2-2-1	Repair Bank Damage at District Restoration Projects					
A	Work at lower San Carlos restoration project	June	\$ -	24-03-789541		ERD
<b>Aquatic Resources Fisheries</b>						
2-3-1	Sleepy Hollow Facility Operations					
A	General operations and maintenance	Ongoing	\$ 130,500	24-04-785813	ERD	80,475 FEMA/Cal OES
C	Road maintenance	June	\$ 20,000	24-04-785813	ERD	
D	Replacement of standby generator fuel	Ongoing	\$ 4,000	24-04-785813	ERD	
E	Generator maintenance service	Spring	\$ 6,500	24-04-785813	ERD	
H	Replace/Maintain Rotary Drum Screen	Spring	\$ 500	24-04-785813	ERD	
K	Operations Consultant with Web Support	Ongoing	\$ 33,000	24-04-785813	ERD	
B	Power	Ongoing	\$ 50,000	24-04-785816	ERD	
F	Facility upgrade (construction)			24-04-785812	ERD	Coastal Conservancy
L	Design/Construct Rearing Channel and Quarantine Tank	2025	\$ 32,350	24-04-785812	ERD	
G	ESA Section 10 SHSRF Evaluations (PIT Tag)	Ongoing	\$ 50,000	24-04-785811	ERD	
I	Water Resources Assitant	Jun.-Jan.	\$ 22,900	24-04-785814	ERD	
J	Fisheries Aide for Weekend Shift	Jun.-Jan.	\$ -	24-04-785814	ERD	
2-3-2	Conduct Juvenile Rescues					
B	Water Resources Assistant	Ongoing	\$ 22,900	24-04-785814	ERD	
C	Fishereis Aide and Pop Survey	Ongoing	\$ 21,800	24-04-785814	ERD	
A	Miscellaneous fish rescue supplies	Ongoing	\$ 10,000	24-04-785822	ERD	
D	Recalibrate backpack electro-fisher	Ongoing	\$ 1,000	24-04-785822	ERD	
E	Waders and Field Clothes	Ongoing	\$ 5,000	24-04-785822	ERD	
2-3-3	Rescue & Transport Smolts					
A	Smolt rescue supplies	Feb-May	\$ 2,000	24-04-785833	ERD	
B	Fisheries Aide	March-May	\$ 6,600	24-04-785814	ERD	
C	Fisheries Aide for Weekend Shift	March-May	\$ -	24-04-785814	ERD	
2-3-4	Monitoring of Adult Steelhead Counts					
A	Resistance Board Weir Maintenance & Permitting	Winter 2024	\$ 41,598	24-04-785851	ERD	34,598 FEMA
B	Resistance Board Weir Construction/Training/Installation	Winter 2024	\$ 5,000	24-04-785851	ERD	
C	Fisheries Aide/Weekend	Dec.-May	\$ 6,600	24-04-785814	ERD	
E	Wier Surveillance Camera	2021	\$ -	24-04-785851	ERD	
2-3-5	Adult & kelt rescue and transport	Ongoing	\$ 1,000	24-04-785840	ERD	
2-3-6	Contracted Aquatic Invertebrate Identification & Retraining	Oct.	\$ 4,000	24-04-785860	ERD	
2-3-7	Carmel River & Lagoon Water Quality Monitoring Sample	Ongoing	\$ 5,000	24-04-785870	ERD	
	Water Resources Assistant	Ongoing	\$ -	24-04-785814	ERD	
2-3-8	CDO/Cal-Am Spawning Gravel Replenishment					
A.	Planning & Permitting	Ongoing	\$ -	24-04-785852	ERD	

**Lagoon Mitigation Activities**

**Monterey Peninsula Water Management District  
Project/Program Expenditures  
Fiscal Year 2024-25**

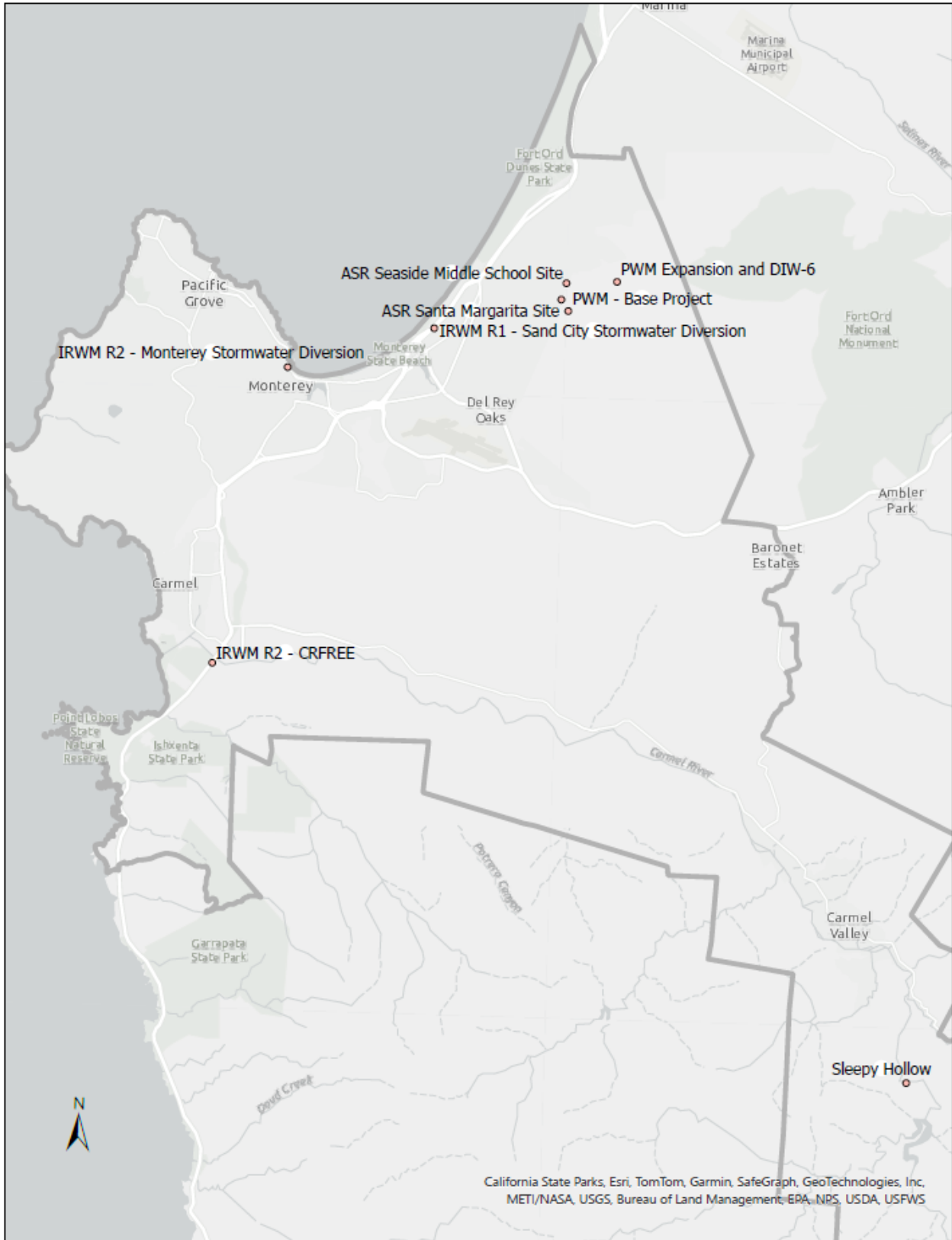
Objective	Timeline	Total	Account	Division	Reimbursable	Source
2-4-1	Monitoring					
A	Bi-annual inter-agency cooperative Steelhead survey	June/Dec	\$ 1,000	24-04-785871	ERD	
<b>Mitigation Program Review</b>						
	Review Mitigation Measures	Dec	\$ 100,000	24-04-785872	ERD	
<b>Hydrologic</b>						
2-5-1	Carmel Valley					
A	Monitor Carmel River near Carmel (USGS)	Ongoing	\$ 18,500	35-04-785600	WRD	
B	Water quality chemical analyses	Ongoing	\$ 2,500	35-04-781510	WRD	
C	Fractured rock well monitoring	Ongoing	\$ 4,000	35-04-785507	WRD	
D	Waders/Field Clothing	Ongoing	\$ 3,500	35-04-785502	WRD	
2-5-2	Seaside Basin Watermaster					
A	MMP implementation (non-labor portion)	Ongoing	\$ 35,000	35-04-786003	WRD	Yes
B	MPWMD monitor well maintenance (pumps)	Ongoing	\$ 1,000	35-04-786003	WRD	Yes
C	Replace QED pump	Ongoing	\$ 3,100	35-04-786003	WRD	Yes
D	ROE renewal for Ft Ord Dunes State Park access	Ongoing	\$ 500	35-04-786003	WRD	
2-5-3	District Wide					
A	Stream flow monitoring program					
1	Miscellaneous equipment	Ongoing	\$ 12,000	xx-03-785502	WRD	
6	Upgrade MPWMD Gaging Stations	Summer-Fall	\$ 9,000	xx-03-785502	WRD	
	A. Above Los Padres Gage - Install	Summer-Fall	\$ -	xx-03-785502	WRD	
7	Arborist	Ongoing	\$ 2,000	xx-03-785502	WRD	
8	Hydstra Licanse for Web Plots	Ongoing	\$ 15,000	xx-03-785502	WRD	
9	Stream Gage Dashboard	Once	\$ -	xx-03-785502	WRD	
10	Doppler Current Meter	Once	\$ -	xx-03-785502	WRD	
2	Data line rental - 14 sites	Ongoing	\$ 5,000	xx-03-781602	WRD	
3	Hydstra Time Series Software Annual Support	Ongoing	\$ 9,000	xx-03-781602	WRD	
4	Hydstra / TierraTech consulting - report customization/	Summer-Fall	\$ 10,000	xx-03-781602	WRD	
5	Purchase cellular modems	Summer-Fall	\$ 8,600	xx-03-781602	WRD	
B	Other Hydrologic Monitoring					
1	Monitor well conversions	Ongoing	\$ 2,000	xx-03-785502	WRD	
2	Annual Well Reporting	Ongoing	\$ 3,000	xx-03-781602	WRD	
3	Misc. equipment (2 well probes)	Ongoing	\$ 3,500	xx-03-781602	WRD	
4	Replacement rain/temp stations (incl site fencing)	Ongoing	\$ 1,600	xx-03-781602	WRD	
5	Replacement XD's and rugged cables	Ongoing	\$ 5,200	xx-03-781602	WRD	
6	Analysis Software (AQ/QA Rockworks)	Ongoing	\$ 2,500	xx-03-785502	WRD	
7	Replacement water quality probe(s)	Ongoing	\$ 5,000	xx-03-785502	WRD	
10	Field Laptops	Ongoing	\$ 3,000	xx-03-785502	WRD	
<b>Integrated Regional Water Management</b>						
2-6-1	Integrated Regional Water Management					
A	Prop 1 coordination	Ongoing		24-03-785505	WRD	
C	Implementation Grant Round 1	Ongoing	\$ 1,155,360	24-03-785521	WRD	yes DWR
D	Implementation Grant Round 2	Ongoing	\$ 1,316,334	24-03-785521	WRD	yes DWR
<b>PROTECT ENVIRONMENTAL QUALITY TOTAL</b>						<u><u>3,265,941</u></u>

**Monterey Peninsula Water Management District  
Project/Program Expenditures  
Fiscal Year 2024-25**

Objective	Timeline	Total	Account	Division	Reimbursable	Source
<b>WATER DEMAND</b>						
<b>Water Distribution System Permitting</b>						
4-0-1	Permit Processing Assistance	Ongoing	\$ 5,000	26-05-785503	WDD	Yes Applicant
4-0-2	Hydrogeologic Impact Review	Ongoing	\$ 2,000	26-05-785503	WDD	Yes Applicant
4-0-3	County Fees - CEQA Posting and Recording	Ongoing	\$ 5,000	26-05-785503	WDD	Yes Applicant
4-0-4	WDS Permit Package Review (MPWMD Counsel)	Ongoing	\$ 23,000	26-05-785503	WDD	Yes Applicant
<b>Demand Management</b>						
4-1-1	Rule Implementation/Enforcement					
A	Deed Restriction recording	Ongoing	\$ 60,000	26-05-781900	WDD	Yes Applicant
B	CEQA Compliance	Fall	\$ 5,000	26-05-780100	WDD	
C	Deed Restriction Legal Review	Ongoing	\$ 15,000		WDD	Yes
<b>Water Conservation</b>						
4-2-1	Outreach					
A	Outreach and communication	Ongoing	\$ 125,000	26-05-781140	WDD	
B	CII Outreach	Ongoing	\$ 3,000	26-05-781130	WDD	
C	Pressure Reducing Valve (PRV) Outreach	Ongoing	\$ 2,500	26-05-781140	WDD	
D	Sponsorship/Support Community Events	Ongoing	\$ 5,000	26-05-781140	WDD	
E	Brochures	Ongoing	\$ 2,500	26-05-781140	WDD	
4-2-2	Conservation Programs (non-reimbursable)					
A	Best management practices	Ongoing	\$ 7,500	26-05-781155	WDD	
C	Conservation Website Maintenance	Ongoing	\$ 1,000	26-05-781160	WDD	
D	Conservation devices - nonreimbursable	Ongoing	\$ 35,000	26-05-781187	WDD	
E	Conservation & efficiency workshops/training	Ongoing	\$ 30,000	26-05-781182	WDD	
F	Graywater/Rainwater Demo Project	Ongoing	\$ -	26-05-781185	WDD	
G	School Water Education	Ongoing	\$ 3,500	26-05-781178	WDD	
I	CIMIS Stations	Ongoing	\$ 500	26-05-781111	WDD	
J	GardenSoft Water Wise Gardening	Ongoing	\$ 5,000	26-05-781186	WDD	
K	Pressure Reducing Valve Program	Ongoing	\$ 2,000	26-05-781190	WDD	
L	Linen/Towel Program	Ongoing	\$ 30,000	26-05-781180	WDD	
M	Conservation printed material	Ongoing	\$ 1,500	26-05-781188	WDD	
N	Rain Barrel Giveaway Program	Ongoing	\$ -	26-05-781177	WDD	
O	Mulch Program	Ongoing	\$ 12,000	26-05-781175	WDD	
4-2-3	Rebate Program					
A	CAW	Ongoing	\$ 370,000	26-05-781412	WDD	Yes CAW
C	Non-CAW (MPWMD funded)	Ongoing	\$ 20,000	26-05-781499	WDD	
F	Rebate & Other Forms	Ongoing	\$ 500	26-05-781400	WDD	
<b>WATER DEMAND TOTAL</b>					<u><u>771,500</u></u>	
<b>PROJECT EXPENDITURES TOTAL</b>					<u><u>34,270,646</u></u>	



# MPWMD Projects





**Monterey Peninsula Water Management District  
Large Projects and Capital Improvement Plan  
Fiscal Year 2024-2025 Budget**

<u>Division</u>	<u>Project Description</u>	<u>FY 2023-2024</u>	<u>FY 2024-2025</u>	<u>FY 2025-2026</u>	<u>FY 2026-2027</u>	<u>Funding Source</u>
<b>Funded From District Revenues</b>						
GMO	PWM Operating Reserve Fund*	1,896,500	1,670,800	\$ 2,653,439	\$ -	District Revenues
GMO	PWM Water Purchase**	13,275,500	14,619,500	\$ 21,106,903	\$ 26,479,569	District Revenues
GMO	Local Water Projects	50,000	100,000	\$ 50,000	\$ 50,000	District Revenues
WRD	Update Seaside Basin Model	55,000	132,613	\$ 55,000	\$ 55,000	District Revenues
GMO	Water Allocation Process	100,000	200,000	\$ 75,000	\$ 50,000	District Revenues
WRD	PWM/MPWSP Operations Model	118,000	69,974	\$ 50,000	\$ 50,000	District Revenues
GMO	Monterey Water System Acquisition	400,000	1,950,000	\$ 500,000	\$ 250,000	District Revenues
ALL	Capital Assets	230,000	250,000	\$ 250,000	\$ 250,000	District Revenues
	<b>SUBTOTAL</b>	<b>\$16,125,000</b>	<b>\$18,992,887</b>	<b>\$ 24,740,342</b>	<b>\$ 27,184,569</b>	
<b>Reimbursed from Grants or Reimbursements</b>						
WRD	Aquifer Storage & Recovery - Phase 1 & 2	591,600	823,950	\$ 500,000	\$ 525,000	CAW
WRD	IRWM Implementation - Round 1	250,000	1,155,360	\$ -	\$ -	DWR Grant
WRD	IRWM Implementation - Round 2	250,000	1,316,334	\$ -	\$ -	DWR Grant
GMO	PWM Expansion Grant	8,640,000	10,107,500	\$ -	\$ -	Grants
	<b>SUBTOTAL</b>	<b>\$9,731,600</b>	<b>\$13,403,143</b>	<b>\$500,000</b>	<b>\$525,000</b>	
<b>TOTAL PROJECTS</b>		<b>\$25,856,600</b>	<b>\$32,396,030</b>	<b>\$25,240,342</b>	<b>\$27,709,569</b>	

\* Assumes 400 AF of PWM Operating Reserve in FY 2024-25 and 605 AF in FY 2025-26

\*\* Assumes 4,812.5 AF of water purchase in FY 2024-25 and 5,750 AF of water purchase in FY 2025-26



**Monterey Peninsula Water Management District  
Capital Asset Purchases  
Fiscal Year 2024-2025 Budget**

	<u>Division</u>	<u>Cost</u>	<u>Account Number</u>
<b><u>Capital Assets</u></b>			
Laptop Workstations	ASD	15,000	XX-02-916000
Site, Equipment Upgrades/ Security (SHRF/ASR/Admin)	ASD	15,000	XX-02-918000
Ford F150 4x4 Truck (Unit 1 Replacement)	ERD	55,000	24-04-914000
 <b>Total Capital Assets</b>		<b>\$85,000</b>	



**MONTEREY PENINSULA WATER MANAGEMENT DISTRICT  
CAPITAL ASSET REPLACEMENT/REPAIR SCHEDULE  
FISCAL YEAR 2024-2025 BUDGET**

<u>Item</u>	<u>Replacement Cost</u>	<u>Asset In Service (Year)</u>	<u>Replace In Fiscal Year</u>	<u>Years to Purchase</u>	<u>Prior Years Accrual</u>	<u>Balance Left to Accrue</u>	<u>Accrual This Fiscal Year</u>	<u>Current Year Use</u>	<u>Accrual Balance</u>	<u>Remarks</u>
1/2 Ton Pickup	\$45,000		2024-2025	0	\$45,000	\$0	\$0	(\$45,000)	\$0	Unit 1, '03 Ram 1500
Orthoimagery	\$33,000		2024-2025	1	\$33,000	\$0	\$0	\$0	\$33,000	Updated 10/08
Chipper	\$25,000		2024-2025	1	\$24,800	\$200	\$100	\$0	\$24,900	Chipper (P&E Dept)
Harris Court A/C Unit #3	\$15,000	2000-2001	2024-2025	1	\$14,800	\$200	\$100	\$0	\$14,900	Air Conditioner
Multifunction Plotter/Scanner	\$25,000		2024-2025	1	\$24,500	\$500	\$300	\$0	\$24,800	Replace 2 separate units
1/2 Ton Pickup	\$30,000		2024-2025	1	\$29,500	\$500	\$300	\$0	\$29,800	Unit 7, '14 F150 4x4
Honda Insight	\$25,000		2024-2025	1	\$24,500	\$500	\$300	\$0	\$24,800	Unit 5, '10 Honda Insight Hybrid
1/2 Ton Pickup	\$35,000		2024-2025	1	\$34,300	\$700	\$400	\$0	\$34,700	Unit 4, '99 F150 4x4
Harris Court A/C Unit #4	\$15,000	2000-2001	2024-2025	1	\$14,500	\$500	\$300	\$0	\$14,800	Air Conditioner
1 Ton Pickup	\$60,000		2025-2026	2	\$53,000	\$7,000	\$2,300	\$0	\$55,300	Unit 11, '03 Ram D 3500
Ford Escape	\$30,000		2025-2026	2	\$26,300	\$3,700	\$1,200	\$0	\$27,500	Unit 14, '09 Ford Escape
Harris Court A/C Unit #5	\$15,000	2000-2001	2025-2026	2	\$13,700	\$1,300	\$400	\$0	\$14,100	Air Conditioner
Telephone System	\$15,000	2018-2019	2026-2027	3	\$10,500	\$4,500	\$1,100	\$0	\$11,600	Avaya Phone System
Chevy Bolt EV Unit 17-01	\$40,000	2016-2017	2027-2028	4	\$31,500	\$8,500	\$1,600	\$0	\$33,100	Unit 17-01, 2017 Chevy Bolt EV
Chevy Bolt EV Unit 17-02	\$40,000	2016-2017	2027-2028	4	\$31,500	\$8,500	\$1,600	\$0	\$33,100	Unit 17-02, 2017 Chevy Bolt EV
1 Ton Pickup (Dump/Auto-Crane)	\$65,000	5/26/2016	2027-2028	4	\$55,400	\$9,600	\$1,900	\$0	\$57,300	Unit 6, '96 F350 D 4x4
1 Ton Pickup Unit #3 (Replaced with)	\$50,000		2027-2028	4	\$26,600	\$23,400	\$4,500	\$0	\$31,100	Unit 3, '97 3500 D 4x4
Information System (Servers)	\$70,000	2021-2022	2028-2029	5	\$22,000	\$48,000	\$8,300	\$0	\$30,300	Dell Servers in Service 21/22
1/2 Ton Pickup (4 Door 4X4) Unit 1	\$31,000	2017-2018	2029-2030	6	\$19,800	\$11,200	\$1,500	\$0	\$21,300	Unit 18-01 Pool Vehicle
Server Room Air Conditioner	\$10,000	2018-2019	2029-2030	6	\$3,900	\$6,100	\$800	\$0	\$4,700	Air Conditioner
Harris Court A/C Unit #1 (York 3-tc)	\$15,000	2015-2016	2030-2031	8	\$8,900	\$6,100	\$800	\$0	\$9,700	Air Conditioner
1/2 Ton Pickup Unit 20-01	\$35,000	8/14/2020	2031-2032	9	\$8,700	\$26,300	\$2,400	\$0	\$11,100	Unit 20-01, '95 F150
1/2 Ton Pickup WEIR	\$34,000	12/2/2021	2031-2032	9	\$6,700	\$27,300	\$2,800	\$0	\$9,500	Fishries Division (WEIR Project)
3/4 Ton Pickup	\$45,000	1/1/2023	2032-2033	10	\$4,100	\$40,900	\$3,700	\$0	\$7,800	Unit 9, '03 Ram 2500
Doppler Current Meter	\$35,000	12/2/2022	2032-2033	10	\$3,300	\$31,700	\$3,000	\$0	\$6,300	Doppler Meter Equipment
Board Room A/V Equipment	\$55,000	1/1/2023	2032-2033	10	\$5,000	\$50,000	\$4,500	\$0	\$9,500	A/V Equipment
Harris Court A/C Unit #2 (Ruud 5-tc)	\$15,000	2019-2020	2034-2035	13	\$4,000	\$11,000	\$900	\$0	\$4,900	Air Conditioner
Admin Bldg	\$1,781,000	2000	50 years	27	\$230,000	\$1,551,000	\$55,500	\$0	\$285,500	Administration building
Sleepy Hollow Facility	\$1,803,000	2020-2021	50 years	47	\$141,000	\$1,662,000	\$34,700	\$0	\$175,700	Sleepy Hollow upgraded facility
ASR Bldg 1/Wells 1 & 2	\$4,173,000	2009-2010	50 years	47	\$324,000	\$3,849,000	\$80,300	\$0	\$404,300	ASR 1st Building/Wells
ASR Bldg 2	\$4,650,000	2020-2021	50 years	47	\$364,000	\$4,286,000	\$89,100	\$0	\$453,100	ASR Treatment Facility Bldg
ASR Backflush	\$441,000	2018-2019	50 years	47	\$32,000	\$409,000	\$8,300	\$0	\$40,300	ASR Backflush
<b>Totals</b>	<b>\$13,756,000</b>				<b>\$1,670,800</b>	<b>\$12,085,200</b>	<b>\$313,000</b>	<b>(\$45,000)</b>	<b>\$1,938,800</b>	





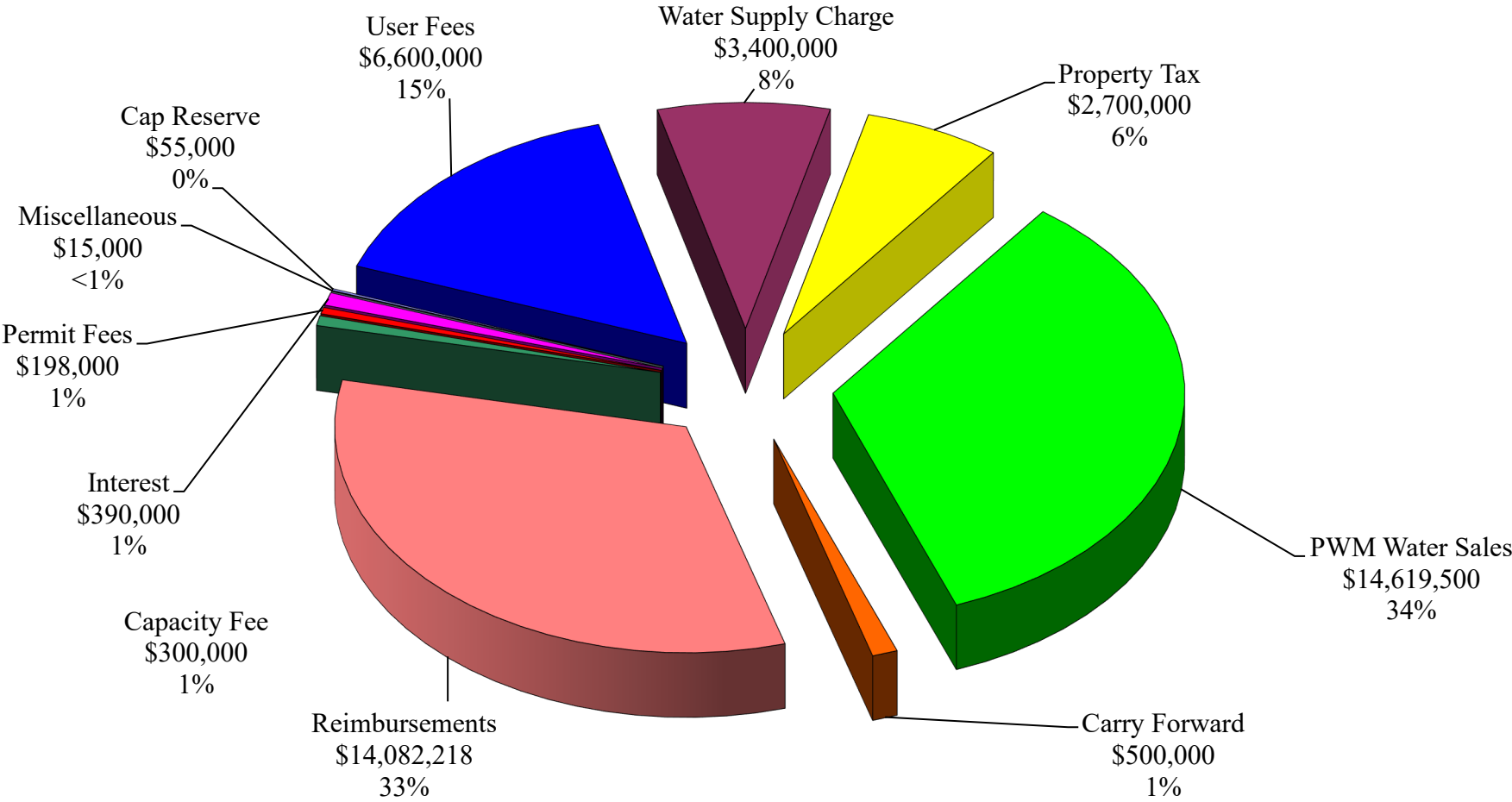
# REVENUES

In this section:

- REVENUE SUMMARY CHART
- REVENUE COMPARISON BY YEAR
- REVENUE REIMBURSEMENT



**REVENUE SUMMARY**  
**Fiscal Year 2024-2025 Budget**  
**\$42,859,718**





**Monterey Peninsula Water Management District  
Revenues Comparison by Year  
Fiscal Year 2024-2025 Budget**

	FY 2022-2023 <u>Revised</u>	FY 2023-2024 <u>Revised</u>	FY 2024-2025 <u>Adopted</u>	Change From <u>Previous Year</u>	Percentage <u>Change</u>
Property Taxes	\$2,500,000	\$2,600,000	\$2,700,000	\$100,000	3.85%
Permit Fees - WDD	\$150,000	\$1,225,000	\$150,000	-\$1,075,000	-87.76%
Permit Fees - WDS	\$48,000	\$48,000	\$48,000	\$0	0.00%
Capacity Fee	\$500,000	\$500,000	\$300,000	-\$200,000	-40.00%
User Fees	\$5,500,000	\$6,000,000	\$6,600,000	\$600,000	10.00%
Water Supply Charge	\$3,400,000	\$3,400,000	\$3,400,000	\$0	0.00%
PWM Water Sales	\$12,201,000	\$13,275,500	\$14,619,500	\$1,344,000	10.12%
Interest	\$80,000	\$150,000	\$390,000	\$240,000	160.00%
Other	\$15,000	\$15,000	\$15,000	\$0	0.00%
Subtotal District Revenues*	24,394,000	27,213,500	28,222,500	1,009,000	3.71%
Reimbursements - CAW	\$1,028,600	\$991,600	\$1,193,950	\$202,350	20.41%
Reimbursements - PWM Project (Grant)	\$1,500,000	\$10,840,000	\$10,107,500	-\$732,500	-6.76%
Reimbursements - Watermaster	\$39,600	\$39,600	\$39,600	\$0	0.00%
Reimbursements - Reclamation	\$20,000	\$20,000	\$79,000	\$59,000	295.00%
Reimbursements - FEMA	\$0	\$165,000	\$0	-\$165,000	-100.00%
Reimbursements - Other	\$23,000	\$35,000	\$35,000	\$0	0.00%
Reimbursements - Recording Fees	\$20,000	\$85,000	\$60,000	-\$25,000	-29.41%
Reimbursements - Legal Fees	\$16,000	\$16,000	\$15,000	-\$1,000	-6.25%
Grants	\$266,200	\$1,039,000	\$2,552,168	\$1,513,168	145.64%
Subtotal Reimbursements	2,913,400	12,192,200	14,082,218	1,890,018	15.50%
Carry Forward From Prior Year	\$1,323,000	\$886,500	\$500,000	-386,500	-43.60%
From Capital Reserve	\$197,000	\$100,000	\$55,000	-45,000	-45.00%
From Flood/Drought Reserve	\$250,000	\$0	\$0	\$0	
From Debt Reserve	\$500,000	\$0	\$0	\$0	
From Fund Balance	\$0	\$1,081,050	\$0	-1,081,050	
Other Financing Sources:	\$0	\$0	\$0	\$0	
Transfers In	\$2,000,000	\$609,400	\$0	-609,400	
Transfers Out	-\$2,000,000	-\$609,400	\$0	609,400	
Subtotal Other	2,270,000	2,067,550	555,000	-1,512,550	-73.16%
Revenue Totals	\$29,577,400	\$41,473,250	\$42,859,718	\$1,386,468	3.34%

\* Operating Budget



**Monterey Peninsula Water Management District  
Revenues by Operating Fund  
Fiscal Year 2024-2025 Budget**

	<u>Mitigation</u>	<u>Water Supply</u>	<u>Conservation</u>	<u>Total</u>
Property Taxes	\$72,746	\$2,045,926	\$581,328	\$2,700,000
Permit Fees - WDD	0	0	150,000	150,000
Permit Fees - WDS	0	0	48,000	48,000
Capacity Fee	0	300,000	0	300,000
User Fees	2,835,000	2,185,000	1,580,000	6,600,000
Water Supply Charge	0	3,400,000	0	3,400,000
PWM Water Sales	0	14,619,500	0	14,619,500
Interest	130,000	130,000	130,000	390,000
Other	5,000	5,000	5,000	15,000
Subtotal District Revenues	<u>3,042,746</u>	<u>22,685,426</u>	<u>2,494,328</u>	<u>28,222,500</u>
Reimbursements - CAW	\$0	\$823,950	\$370,000	\$1,193,950
Reimbursements - PWM Project (Grant)	0	10,107,500	0	10,107,500
Reimbursements - Watermaster	0	39,600	0	39,600
Reimbursements - Reclamation	0	79,000	0	79,000
Reimbursements - Other	0	0	35,000	35,000
Reimbursements - Recording Fees	0	0	60,000	60,000
Reimbursements - Legal Fees	0	0	15,000	15,000
Grants (IRWM)	2,552,168	0	0	2,552,168
Subtotal Reimbursements	<u>2,552,168</u>	<u>11,050,050</u>	<u>480,000</u>	<u>14,082,218</u>
Carry Forward From Prior Year	130,000	270,000	100,000	500,000
From Capital Reserve	55,000			55,000
From Debt Reserve				
From Fund Balance				
Other Financing Sources:				
Transfers In				
Transfers Out				
Subtotal Other	<u>185,000</u>	<u>270,000</u>	<u>100,000</u>	<u>555,000</u>
Revenue Totals	<u><u>\$5,779,914</u></u>	<u><u>\$34,005,476</u></u>	<u><u>\$3,074,328</u></u>	<u><u>\$42,859,718</u></u>

Property Tax revenue are received in the Water Supply Fund, which acts as District's General Fund.





**Monterey Peninsula Water Management District  
Reimbursable Amounts & Grants  
Fiscal Year 2024-2025 Budget**

<u>Reimbursement Source</u>	<u>2024-25</u>
CAW - ASR 1 Operation	823,950
CAW - Conservation Rebates	370,000
Watermaster	39,600
Reclamation Project (labor & legal)	79,000
Grants - IRWM Implementation	1,155,360
Grants - IRWM Implementation - Round 2	1,316,334
Grants - PWM Project	10,107,500
Direct Bill - Deed Restriction	60,000
Direct Bill - Legal Reimbursement	15,000
Direct Bill - WDS Permitting, Hydrogeologic Analysis, etc.	23,000
Total Reimbursements	<u>\$13,989,743</u>



# RESERVES



**Monterey Peninsula Water Management District**  
**Analysis of Reserves**  
**Fiscal Year 2024-2025 Budget**

	Mitigation <u>Fund</u>	Water Supply <u>Fund</u>	Conservation <u>Fund</u>	<u>Totals</u>
Prepaid Expenses	-	-	-	-
Litigation/Insurance Reserve	66,740	171,354	11,906	250,000
Capital Reserve	915,451	640,016	282,633	1,838,100
Flood/Drought Reserve	500,000	-	-	500,000
Debt Reserve	-	-	-	-
Pension Reserve	\$264,000	\$240,000	\$196,000	\$700,000
OPEB Reserve	\$264,000	\$240,000	\$196,000	\$700,000
General Operating Reserve	\$5,255,822	\$7,245,709	\$4,956,060	\$17,457,591
Projected Reserve Balance as of 06/30/2025	<u>\$7,266,013</u>	<u>\$8,537,079</u>	<u>\$5,642,599</u>	<u>\$21,445,691</u>
Water Supply Charge Reserve	\$0	\$3,400,000	0	\$3,400,000
<u>Litigation/Insurance Reserve Analysis (405000)</u>				
06/30/2024 Balance	\$66,740	\$171,354	\$11,906	\$250,000
Fiscal Year 2024-2025 Budgeted	-	-	-	-
06/30/2025 Budgeted Balance	<u>\$66,740</u>	<u>\$171,354</u>	<u>\$11,906</u>	<u>\$250,000</u>
<u>Capital Reserve Analysis (406500)</u>				
06/30/2024 Balance	\$815,451	\$527,016	\$182,633	\$1,525,100
Fiscal Year 2024-2025 Budgeted	100,000	113,000	100,000	\$313,000
06/30/2025 Budgeted Balance	<u>\$915,451</u>	<u>\$640,016</u>	<u>\$282,633</u>	<u>\$1,838,100</u>
<u>Flood/Drought Reserve Analysis (407000)</u>				
06/30/2024 Balance	500,000	-	-	500,000
Fiscal Year 2024-2025 Budgeted	-	-	-	-
06/30/2025 Budgeted Balance	<u>500,000</u>	<u>-</u>	<u>-</u>	<u>500,000</u>
<u>Debt Reserve Analysis (102500)</u>				
06/30/2024 Balance	-	-	-	-
Fiscal Year 2024-2025 Budgeted	-	-	-	-
06/30/2025 Budgeted Balance	<u>-</u>	<u>-</u>	<u>-</u>	<u>-</u>
<u>Pension Reserve Analysis (409000)</u>				
06/30/2024 Balance	\$230,000	\$204,000	\$166,000	\$600,000
Fiscal Year 2024-2025 Budgeted	34,000	36,000	30,000	\$100,000
06/30/2025 Budgeted Balance	<u>\$264,000</u>	<u>\$240,000</u>	<u>\$196,000</u>	<u>\$700,000</u>
<u>OPEB Reserve Analysis (409500)</u>				
06/30/2024 Balance	\$230,000	\$204,000	\$166,000	\$600,000
Fiscal Year 2024-2025 Budgeted	34,000	36,000	30,000	\$100,000
06/30/2025 Budgeted Balance	<u>\$264,000</u>	<u>\$240,000</u>	<u>\$196,000</u>	<u>\$700,000</u>
<u>General Operating Reserve Analysis (410000)</u>				
06/30/2024 Balance	\$5,385,822	\$6,899,198	\$5,056,060	\$17,341,080
Fiscal Year 2024-2025 Budgeted	-	616,511	-	\$616,511
Fiscal Year 2024-2025 Carry Forward	(\$130,000)	(\$270,000)	(\$100,000)	(\$500,000)
Fiscal Year 2024-2025 Use	-	-	-	-
06/30/2025 Budgeted Balance	<u>\$5,255,822</u>	<u>\$7,245,709</u>	<u>\$4,956,060</u>	<u>\$17,457,591</u>

**Monterey Peninsula Water Management District  
Analysis of Reserves  
Fiscal Year 2024-2025 Budget**

	<u>Mitigation</u> <u>Fund</u>	<u>Water Supply</u> <u>Fund</u>	<u>Conservation</u> <u>Fund</u>	<u>Totals</u>
<u>Water Supply Charge Reserve Analysis</u>				
06/30/2024 Balance	-	3,400,000	-	3,400,000
Fiscal Year 2024-2025 Budgeted	-	-	-	-
06/30/2025 Budgeted Balance	-	3,400,000	-	3,400,000

# DIVISION BUDGETS

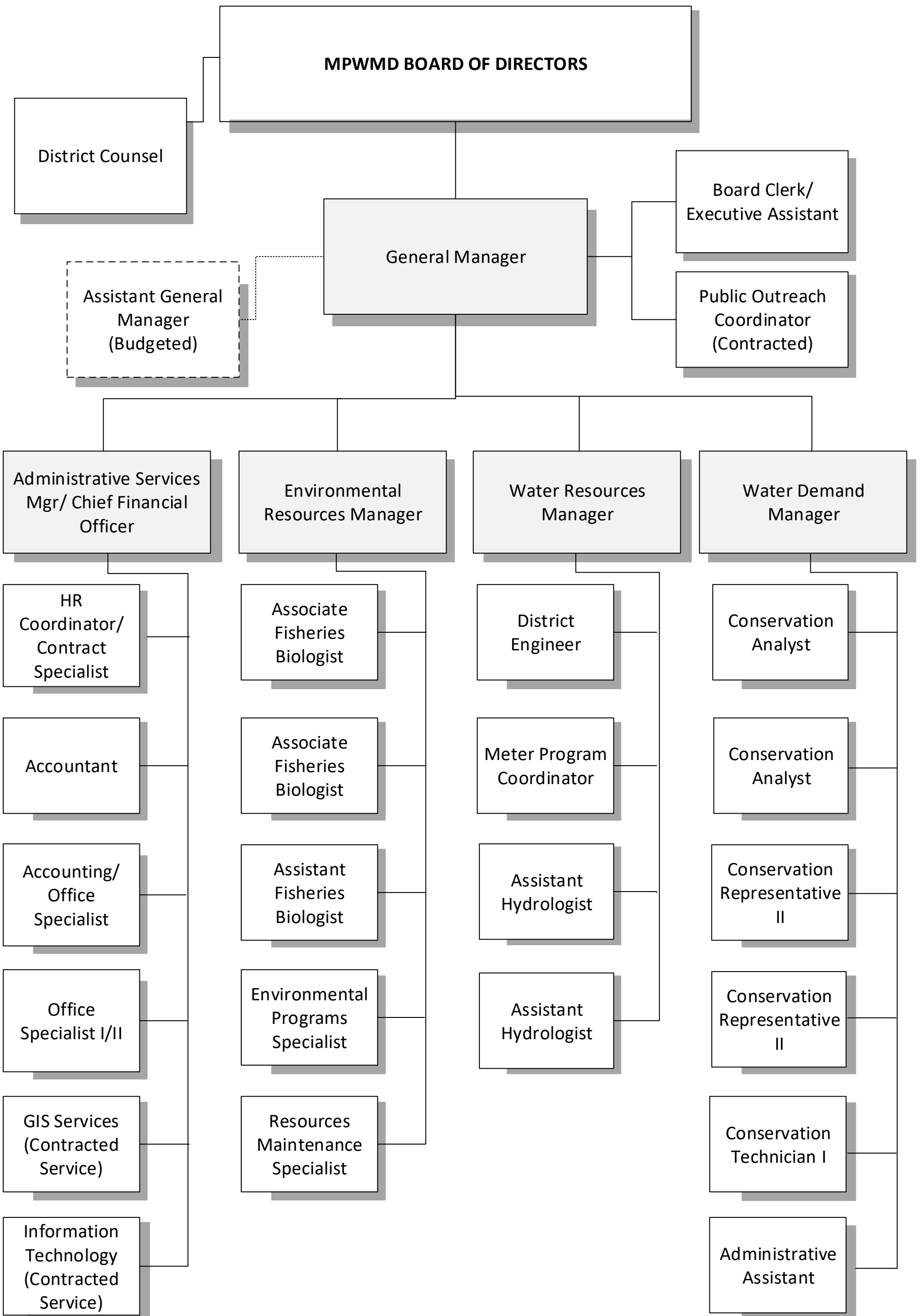
In this section:

- ORGANIZATION CHART
- GENERAL MANAGER'S OFFICE
- FINANCIAL / ADMINISTRATIVE SERVICES
- WATER RESOURCES
- WATER DEMAND
- ENVIRONMENTAL RESOURCES





# District Organization Chart





Monterey Peninsula Water Management District  
 Division Budget  
 Fiscal Year 2024-2025 Budget

**General Manager's Office**

The General Manager's Office activities include strategic planning, oversight of divisional activities and execution, public outreach, coordination and oversight of budget and financial activities, management of the District's legal strategies, support for the Board of Directors and Committees. Priorities for the past and next fiscal year include development of a secure and reliable revenue stream and implementation of permanent water supply resources.

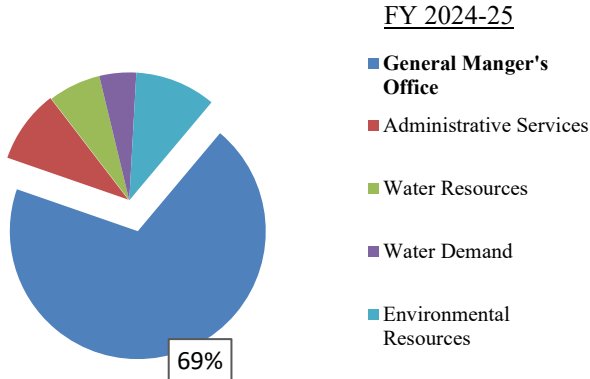
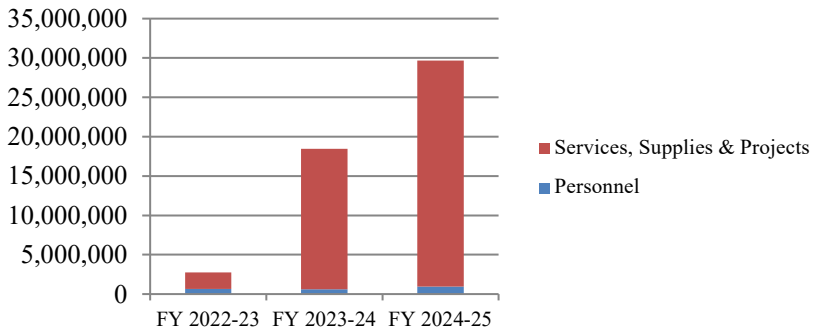
The services provided include general management of District activities on a day-to-day basis, strategic planning, program and activity evaluation, staff meetings and evaluations, meeting with jurisdictions and interest groups, regular interaction and direction with financial personnel, regular interaction and review of performance of District legal team, coordination of Board schedule and activities, preparation of Board packages and minutes.

Classification	FY 2022-23 Revised	FY 2023-24 Adopted	FY 2024-25 Adopted	FY 2023-24 Change
General Manager	1	1	1	0
Assistant/Deputy General Manager (10 mo.)	0	0	1	1
Executive Assistant	1	1	1	0
Community Outreach	1	0	0	0
Financial Analyst	1	1	0	-1
<b>TOTAL POSITIONS</b>	<b>4</b>	<b>3</b>	<b>3</b>	<b>0</b>
<b>TOTAL DISTRICT-WIDE POSITIONS</b>	<b>28.5</b>	<b>27.5</b>	<b>27.5</b>	<b>0</b>

Monterey Peninsula Water Management District  
 Division Budget  
 Fiscal Year 2024-2025 Budget

**General Manager's Office**

	FY 2022-23 Revised	FY 2023-24 Adopted	FY 2024-25 Adopted	FY 2024-25 Change
<u>Personnel</u>				
Salaries	\$430,400	\$390,000	\$601,000	\$211,000
Retirement	129,100	130,200	\$249,190	118,990
Unemployment Compensation	0	0	\$0	-
Auto Allowance	6,000	6,000	\$11,000	5,000
Deferred Compensation	10,500	10,700	\$18,812	8,112
Temporary Personnel	0	0	\$0	-
Workers' Comp.	2,000	1,900	\$2,552	652
Employee Insurance	53,700	44,000	\$75,507	31,507
Medicare & FICA Taxes	6,300	5,900	\$1,645	(4,255)
Personnel Recruitment	0	0	\$2,000	2,000
Pre-Employment Physicals	0	0	\$300	300
Staff Development	2,400	2,000	\$3,000	1,000
<b>Sub-total Personnel Costs</b>	<b>640,400</b>	<b>590,700</b>	<b>965,005</b>	<b>374,305</b>
Services & Supplies	344,200	338,200	\$346,900	8,700
Fixed Assets	-	-	-	-
Project Expenditures*	1,762,000	17,550,000	\$28,347,800	10,797,800
Debt Service	-	-	-	-
Election Expense	-	-	-	-
Contingency	-	-	-	-
<b>Sub-total</b>	<b>2,106,200</b>	<b>17,888,200</b>	<b>28,694,700</b>	<b>10,806,500</b>
<b>TOTAL EXPENDITURES</b>	<b>2,746,600</b>	<b>18,478,900</b>	<b>29,659,705</b>	<b>11,555,111</b>



\*PWM Water Purchases have been moved from WRD to GMO Division

Monterey Peninsula Water Management District  
 Division Budget  
 Fiscal Year 2024-2025 Budget

**Financial & Administrative Services**

The Administrative Services Department activities include revenue and debt management, procurement, payroll, safety, risk management, human resources, records management, rules and regulations updates and distribution, building services and repairs, administrative support for the Board of Directors, administrative work in support of District-wide program and activities, and information technology services.

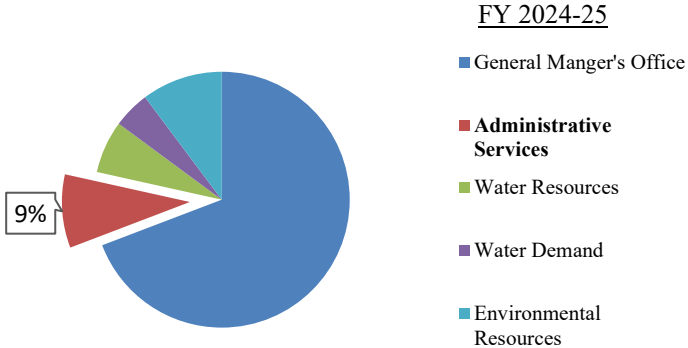
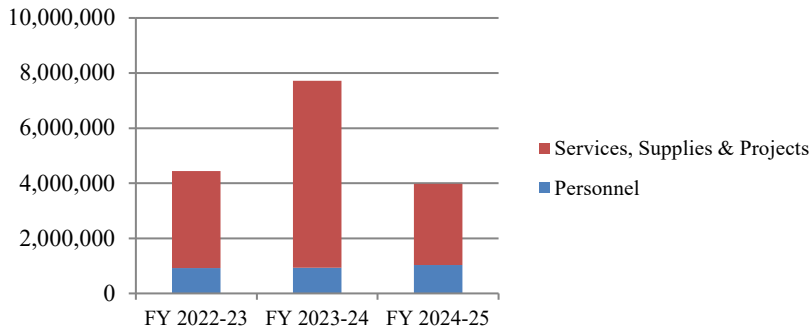
The services provided include cash and investment management, day-to-day accounting operations for the District and Pebble Beach Reclamation Project, internal and external financial reporting, grant administration, debt administration, overseeing District's financial obligations, management of assets, payroll administration, acquisition and payment of all goods and services, financial aspect of risk management, administering safety training programs, accident investigation, recruitment, selection, development and maintenance of personnel policies and procedures, employee development/training, employee recognition, legal issues and labor relations activities, and fulfilling public records requests. Additional services provided are the administration of benefit programs, overseeing workers compensation and ensuring compliance with DMV requirements. This department also maintains the District wide records management program, the repair & maintenance and improvements of the District's information and communication technology systems.

Classification	FY 2022-23 Revised	FY 2023-24 Adopted	FY 2024-25 Adopted	FY 2024-25 Change
CFO/Administrative Services Manager	1	1	1	0
Information Technology Manager (Contracted)	0.5	0.5	0.5	0
GIS Specialist (Contracted)	0.5	0.5	0.5	0
Accountant	1	1	1	0
Human Resources Coordinator/Contract Specialist	1	1	1	0
Human Resources Analyst (Contracted)	0.5	0.5	0.5	0
Senior Office Specialist	1	1	1	0
Accounting/Office Specialist	1	1	1	0
<b>TOTAL POSITIONS</b>	<b>6.5</b>	<b>6.5</b>	<b>6.5</b>	<b>0</b>
<b>TOTAL DISTRICT-WIDE POSITIONS</b>	<b>28.5</b>	<b>27.5</b>	<b>27.5</b>	<b>0</b>

Monterey Peninsula Water Management District  
 Division Budget  
 Fiscal Year 2024-2025 Budget

**Financial & Administrative Services**

	FY 2022-23 Revised	FY 2023-24 Adopted	FY 2024-25 Adopted	FY 2024-25 Change
<u>Personnel</u>				
Salaries	\$500,000	\$517,200	\$576,000	\$58,800
Retirement	138,500	142,800	\$123,047	(\$19,753)
Unemployment Compensation	3,000	3,100	\$3,100	\$0
Auto Allowance	0	0	\$0	\$0
Deferred Compensation	0	0	\$0	\$0
Temporary Personnel	10,000	10,000	\$10,000	\$0
Workers' Comp.	2,400	2,400	\$3,166	\$766
Employee Insurance	236,900	227,100	\$71,803	(\$155,297)
Medicare & FICA Taxes	10,100	10,400	\$190,387	\$179,987
Other Benefits	2,000	2,000	\$36,425	\$34,425
Personnel Recruitment	8,000	8,000	\$6,000	(\$2,000)
Staff Development	8,000	6,000	6,000	\$0
<b>Sub-total Personnel Costs</b>	<b>918,900</b>	<b>929,000</b>	<b>1,033,227</b>	<b>104,227</b>
Services & Supplies	1,299,200	1,396,800	\$1,478,100	81,300
Fixed Assets	308,000	130,000	\$15,000	(115,000)
Project Expenditures	-	-	-	-
Debt Service	230,000	-	-	-
Election Expense	250,000	-	\$250,000	250,000
Contingency	70,000	70,000	70,000	-
Reserves	1,370,900	5,190,750	\$1,129,511	(4,061,239)
<b>Sub-total</b>	<b>3,528,100</b>	<b>6,787,550</b>	<b>2,942,611</b>	<b>(3,844,939)</b>
<b>TOTAL EXPENDITURES</b>	<b>4,447,000</b>	<b>7,716,550</b>	<b>3,975,838</b>	<b>(3,636,484)</b>



Monterey Peninsula Water Management District  
 Division Budget  
 Fiscal Year 2024-2025 Budget

**Water Resources**

The Water Resources Division activities include review and investigation of proposed water supply projects, evaluation of proposed Carmel River water rights decisions, preservation of existing District water rights, coordination of Water Distribution System permits, and coordination of water resource management throughout the District. Program responsibilities and services provided include surface and groundwater data collection and reporting programs, quarterly water supply strategies and budgets for Cal-Am’s main and satellite water distribution systems. WRD staff coordinates closely with the Environmental Resources Division and Water Demand Divisions on certain activities to more efficiently share internal staff resources and expertise.

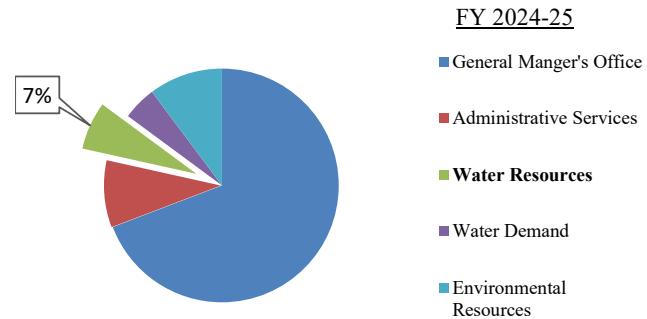
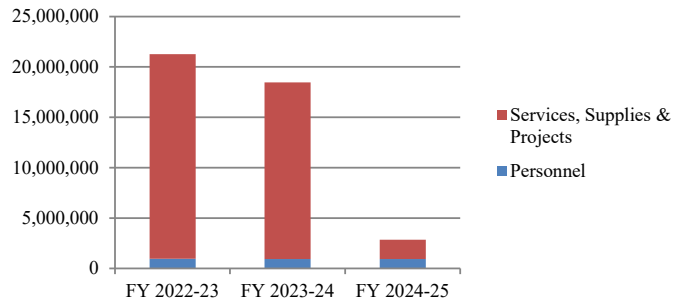
- Water Supply – Develop and implement plans for water supply augmentation projects; design, permit, construct, operate Seaside Basin ASR projects; analyze water supply project alternatives; operate water resources simulation models. Analysis of impacts and benefits of proposed water supply projects; review and completion of environmental compliance documents under the California Environmental Quality Act and National Environmental Policy Act).
- Water Rights – Coordinate District review of proposed Carmel River water rights issued by the State Water Resources Control Board; track and preserve existing District water rights; prepare applications for changes to District water rights.
- Water Distribution System (WDS) permits – Review and process applications for WDS permits; make determinations of level of review, make technical findings; coordinate staff, consultant, and District Counsel work on WDS permits; prepare findings; issue WDS permits.
- Water Resources Management – Prepare quarterly water supply strategy budgets; participate in annual Carmel River Low Flow Memorandum of Agreement process; conduct monitoring and management functions as part of Seaside Basin Watermaster Monitoring & Management Plan; provide technical assistance and expert testimony on Cal-Am rate cases before the CPUC; prepare annual Mitigation Program reports; coordinate Monterey Peninsula Water Operations quarterly meetings.
- Hydrologic Monitoring Program - Conduct: (a) precipitation monitoring, (b) streamflow monitoring, (c) reservoir and groundwater storage monitoring, (d) surface water and groundwater production monitoring,(e) surface water and groundwater quality monitoring, and (f) Carmel River lagoon water level, quality, bathymetric and habitat monitoring.
- Water Use and Permitting – Collect, analyze and report data from approximately 1,000 wells and other sources for annual District-wide water production summary; coordinate with Water Demand Divisions on Water Distribution System permitting.
- Integrated Regional Water Management (IRWM) – Facilitate the development and implementation of a comprehensive IRWM Plan for the Monterey Peninsula region, including projects involving Carmel River resources, groundwater, recycled water, desalination, stormwater, flood control, ecosystem restoration, water conservation, and public recreation; conduct stakeholder outreach; prepare grant applications for specific projects; administer grant funds on behalf of the District and local area project proponents.

Classification	FY 2022-23 Revised	FY 2023-24 Adopted	FY 2024-25 Adopted	FY 2024-25 Change
Water Resources Manager	1	1	1	0
District Engineer	0	1	1	0
Hydrography Programs Coordinator	0	0	0	0
Associate Hydrologist	1	1	0	-1
Meter Program Coordinator	0	0	1	1
Hydrology Technician	0	0	0	0
Riparian Projects Coordinator (transferred to ERD)	0	0	0	0
Senior Water Resources Engineer	1	0	0	0
Assistant Hydrologist	2	2	2	0
<b>TOTAL POSITIONS</b>	<b>5</b>	<b>5</b>	<b>5</b>	<b>0</b>
<b>TOTAL DISTRICT-WIDE POSITIONS</b>	<b>28.5</b>	<b>27.5</b>	<b>27.5</b>	<b>0</b>

Monterey Peninsula Water Management District  
Division Budget  
Fiscal Year 2024-2025 Budget

**Water Resources**

	FY 2022-23 Revised	FY 2023-24 Adopted	FY 2024-25 Adopted	FY 2024-25 Change
<u>Personnel</u>				
Salaries	\$679,300	\$637,900	\$654,000	\$16,100
Retirement	152,800	160,500	121,235	(\$39,265)
Unemployment Compensation	3,000	3,000	3,000	-
Auto Allowance	-	-	-	-
Deferred Compensation	-	-	-	-
Temporary Personnel	-	-	-	-
Workers' Comp.	26,100	24,800	27,012	\$2,212
Employee Insurance	83,700	87,200	97,502	\$10,302
Medicare & FICA Taxes	15,000	13,400	13,422	\$22
Personnel Recruitment	-	-	-	-
Pre-Employment Physicals	-	-	300	\$300
Staff Development	8,000	6,000	6,000	-
<b>Sub-total Personnel Costs</b>	<b>967,900</b>	<b>932,800</b>	<b>922,471</b>	<b>(10,329)</b>
Services & Supplies	32,600	32,600	38,600	\$6,000
Fixed Assets	-	-	-	-
Project Expenditures*	20,260,500	17,493,100	1,885,405	(\$15,607,695)
Debt Service	-	-	-	-
Election Expense	-	-	-	-
Contingency	-	-	-	-
<b>Sub-total</b>	<b>20,293,100</b>	<b>17,525,700</b>	<b>1,924,005</b>	<b>(15,601,695)</b>
<b>TOTAL EXPENDITURES</b>	<b>21,261,000</b>	<b>18,458,500</b>	<b>2,846,476</b>	<b>(15,622,354)</b>



\*PWM Water Purchases have been moved from WRD to GMO Division



Monterey Peninsula Water Management District  
 Division Budget  
 Fiscal Year 2024-2025 Budget

**Water Demand**

The Water Demand Division provides information and programs to achieve efficient water use and maximize available supplies. This is achieved through community education and outreach, development of incentives and training programs, and by implementing and enforcing permitting and conservation regulations, thereby reducing the community's need for potable water. The Water Demand Division strives to provide responsive and accurate customer service that exceeds the expectations of the people we serve.

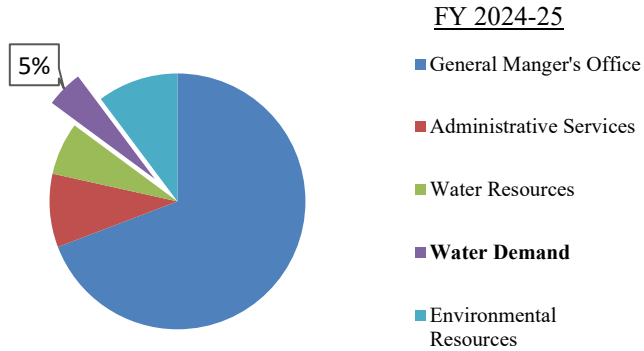
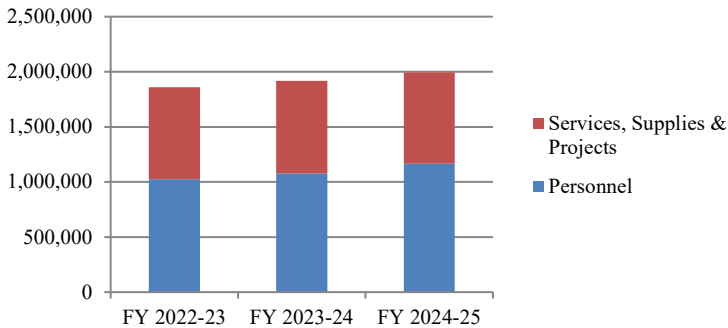
Services include permit review and processing, conservation program administration and reporting, site visits and inspections, water waste and rationing enforcement, rebate program administration, and data management and data systems design related to demand management. Other services include project and program coordination and training with eight local cities and county, local water purveyors, local and statewide agencies, builders, contractors, architects, realtors and others. The Water Demand Division also reviews projects for environmental compliance related to water supply, collaborates with jurisdictions to ensure efficiency standards for development projects, assists with ratemaking, and proposes policies and programs to encourage and promote indoor and outdoor water efficiency, conservation, reuse, alternative water sources, and non-residential best management practices.

Classification	FY 2022-23 Revised	FY 2023-24 Adopted	FY 2024-25 Adopted	FY 2024-25 Change
Water Demand Manager	1	1	1	0
Conservation Analyst	2	2	2	0
Conservation Representative I	2	2	2	0
Conservation Technician II	1	1	1	0
Administrative Assistant	1	1	1	0
Data Entry (temporary)	0	0	0	0
<b>TOTAL POSITIONS</b>	<b>7</b>	<b>7</b>	<b>7</b>	<b>0</b>
<b>TOTAL DISTRICT-WIDE POSITIONS</b>	<b>28.5</b>	<b>27.5</b>	<b>27.5</b>	<b>0</b>

Monterey Peninsula Water Management District  
 Division Budget  
 Fiscal Year 2024-2025 Budget

**Water Demand**

	FY 2022-23 Revised	FY 2023-24 Adopted	FY 2024-25 Adopted	FY 2024-25 Change
<u>Personnel</u>				
Salaries	\$693,900	\$732,200	\$788,000	\$55,800
Retirement	191,600	200,600	\$214,839	\$14,239
Unemployment Compensation	1,000	1,000	\$1,000	-
Auto Allowance	-	-	-	-
Deferred Compensation	-	-	-	-
Temporary Personnel	-	-	-	-
Workers' Comp.	3,200	3,400	\$3,531	\$131
Employee Insurance	115,400	121,300	\$136,376	\$15,076
Medicare & FICA Taxes	10,100	10,700	\$11,416	\$716
Personnel Recruitment	-	-	-	-
Pre-Employment Physicals	-	-	\$300	\$300
Staff Development	10,000	8,000	\$10,000	\$2,000
<b>Sub-total Personnel Costs</b>	<b>1,025,200</b>	<b>1,077,200</b>	<b>1,165,463</b>	<b>88,263</b>
Services & Supplies	32,500	30,100	57,100	\$27,000
Fixed Assets	-	-	-	-
Project Expenditures	802,000	811,000	771,500	(\$39,500)
Debt Service	-	-	-	-
Election Expense	-	-	-	-
Contingency	-	-	-	-
<b>Sub-total</b>	<b>834,500</b>	<b>841,100</b>	<b>828,600</b>	<b>(12,500)</b>
<b>TOTAL EXPENDITURES</b>	<b>1,859,700</b>	<b>1,918,300</b>	<b>1,994,063</b>	<b>(75,763)</b>



Monterey Peninsula Water Management District  
 Division Budget  
 Fiscal Year 2024-2025 Budget

**Environmental Resources**

Program responsibilities and services provided include the implementation of the District's Mitigation Program. These include fishery protection activities in the Carmel River basin, river restoration activities, vegetation management, and the annual Carmel River Memorandum of Agreement among Cal-Am, CDFG and the District that governs reservoir releases to the lower Carmel River during the low-flow season. ERD staff coordinate closely with the Water Resources Divisions on certain activities to more efficiently share internal staff resources and expertise.

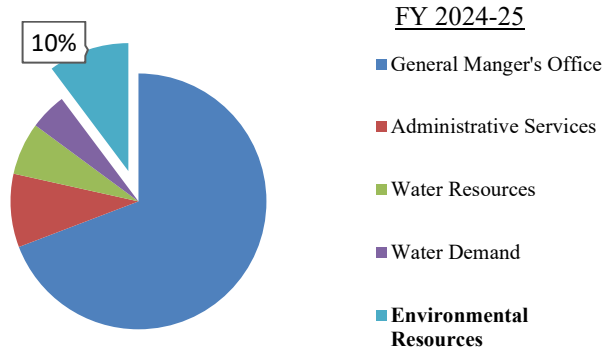
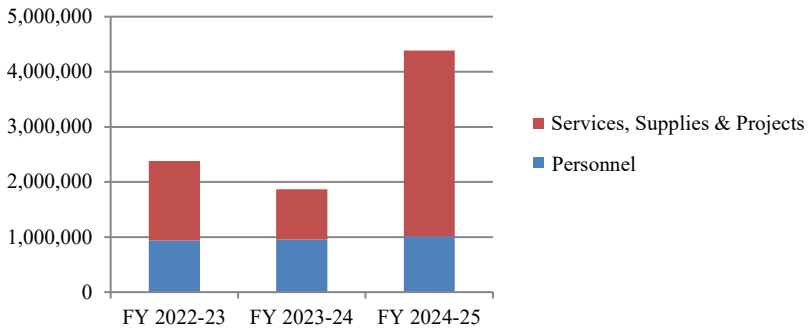
- Fisheries Resource Program - Rescue stranded steelhead from the Carmel River; rear rescued fish at the Sleepy Hollow Rearing Facility (SHSRF); rescue downstream migrant smolts in spring and transport them to a holding facility or the ocean; prevent stranding of early fall and winter migrant juvenile steelhead; rescue steelhead kelts and transport them to a holding facility or the ocean; support future interagency captive brood-stock program for landlocked steelhead during successive years of drought; prepare designs, retain contractors and manage construction contracts for SHSRF projects. The District also maintains the state and federal permits required for this work.
- Carmel River Mitigation Program – Conduct Carmel River restoration projects, including problem assessment, design, bid preparation, permit acquisition, construction management, and project monitoring; install, operate, and maintain high-volume irrigation systems along the lower Carmel River; monitor and assess streamside conditions; provide technical assistance to river front property owners; determine erosion potential; enforce District rules for the Carmel River; rescue steelhead and operate the Sleepy Hollow Steelhead Rearing Facility; provide technical analysis and advice to agencies responsible for Carmel River lagoon management.
- Vegetation Management – The District inspects the Carmel River for downed trees and vegetation encroachment and makes selective cuts to help reduce the potential for bank erosion or impacts to public or private infrastructure. The goal of the program is to have a relatively open channel for flow and debris but preserve the habitat value of the stream corridor. This program operates under a Regional General Permit from the U.S. Army Corps of Engineers.

Classification	FY 2022-23 Revised	FY 2023-24 Adopted	FY 2024-25 Adopted	FY 2024-25 Change
Environmental Resources Manager	1	1	1	0
Senior Fisheries Biologist	0	0	0	0
Associate Fisheries Biologist	1	1	1	0
Associate Fisheries Biologist	1	1	1	0
Assistant Fisheries Biologist	1	1	1	0
Environmental Programs Specialist	1	1	1	0
Resources Maintenance Specialist	1	1	1	0
<b>TOTAL POSITIONS</b>	<b>6</b>	<b>6</b>	<b>6</b>	<b>0</b>
<b>TOTAL DISTRICT-WIDE POSITIONS</b>	<b>28.5</b>	<b>27.5</b>	<b>27.5</b>	<b>0</b>

Monterey Peninsula Water Management District  
 Division Budget  
 Fiscal Year 2024-2025 Budget

**Environmental Resources**

	FY 2022-23 Revised	FY 2023-24 Adopted	FY 2024-25 Adopted	FY 2024-25 Change
<u>Personnel</u>				
Salaries	\$616,900	\$625,500	\$682,000	\$56,500
Retirement	179,900	186,600	\$156,592	(\$30,008)
Unemployment Compensation	3,000	3,000	\$3,000	-
Auto Allowance	-	-	-	-
Deferred Compensation	-	-	-	-
Temporary Personnel	-	-	-	-
Workers' Comp.	23,400	24,100	\$38,282	\$14,182
Employee Insurance	99,300	104,100	\$116,744	\$12,644
Medicare & FICA Taxes	9,000	9,100	\$9,877	\$777
Personnel Recruitment	-	-	-	-
Pre-Employment Physicals	-	-	\$300	\$300
Staff Development	4,400	4,400	\$4,500	\$100
<b>Sub-total Personnel Costs</b>	<b>935,900</b>	<b>956,800</b>	<b>1,011,295</b>	<b>54,495</b>
Services & Supplies	32,200	32,200	36,400	\$4,200
Fixed Assets	142,000	100,000	70,000	(\$30,000)
Project Expenditures	1,271,000	777,000	3,265,941	\$2,488,941
Debt Service	-	-	-	-
Election Expense	-	-	-	-
Contingency	-	-	-	-
<b>Sub-total</b>	<b>1,445,200</b>	<b>909,200</b>	<b>3,372,341</b>	<b>2,463,141</b>
<b>TOTAL EXPENDITURES</b>	<b>2,381,100</b>	<b>1,866,000</b>	<b>4,383,636</b>	<b>2,517,636</b>



# GLOSSARY



## Glossary

### **Article XIII (B):**

Article XIII (B) is a section of the California State Constitution relating to the amount of a public entities tax revenues that may be expended in a given fiscal year. In the instance of the MPWMD, the article limits the amount of property tax revenue that may be spent in a fiscal year. It is calculated based upon the prior year's limit multiplied by a factor representing annual growth in population and consumer prices. The latter is furnished by the State Treasurer's Office. The calculation, required since the passage of Proposition 13 in 1978, is contained in each District budget and is identified as "Property Tax Appropriation."

### **Budget Assumptions:**

The budget assumptions are generally accepted statements, which if untrue, would materially alter the financial planning and budget of the agency.

### **Capital Assets:**

Capital assets are equipment, components, and facilities that have a useful life greater than five year and with an initial individual cost of more than \$5,000.

### **Contingency:**

The contingency is a nominal amount budgeted for expenditure for unforeseen emergencies or special purposes requiring Board approval.

### **Designated Reserves:**

Designated reserves are funds set aside by the Board for specific, restricted uses. Examples include capital equipment, litigation, flood/drought, and pre-paid expenses.

### **Expenditures:**

Expenditures are associated with each operating fund, as well with each program category. Personnel costs, services and supplies, capital assets and project expenditures are the principal categories. A pie chart graphically shows percentages of expenditures by line item.

### **Fiscal Year:**

The fiscal year is the twelve-month period beginning July 1 and ending June 30 of the following year. The District uses the fiscal year as the basis for reporting financial information a twelve-month accounting period.

### **General Operating Reserves:**

General operating reserves are the balances in each operating fund of the District that remain after all budgeted expenses are paid. Normally, the general operating reserve balance is carried forward from one fiscal year to the next. The value is verified annually by the independent auditor and reported in the annual audit report.

### **Labor Allocation by Operating Funds:**

The Labor Allocation by Operating Funds is a budget schedule that relates employee output to the three operating funds. It shows the output of each employee as a percentage of total time by operating fund. This percentage is used throughout the budget as the basis of allocating general and administrative (overhead) costs to the operating funds.

### **Labor Allocation by Program Category:**

The Labor Allocation by Program Category is a budget schedule that relates employee output to the budgeted program categories. It shows the output of each employee as a percentage of total time by program category. This percentage is used throughout the budget as the basis of allocating general and administrative (overhead) costs to the program categories.

### **Mitigation Revenue:**

This is the revenue derived from the Agreement for Carmel River Mitigation Program between California American Water and Monterey Peninsula Water Management District.

### **Program Categories:**

Program Categories are major service programs that have been identified. All expenditures, including labor costs, are allocated to each program category in order to identify what each program actually costs.

### **Project Expenditures:**

The Summary of Project Expenditures is a listing of costs for the coming year that are projected as a result of specific projects and programs carried-out by the staff, consultants and contractors. Project expenditures do not include staff compensation for regular employees. It does include Pure Water Monterey water purchase costs.

### **Reimbursement Revenues:**

Reimbursement revenues are received from various sources and allocated to offset expenditures related to the revenue source. These reimbursements received by the District are for projects carried-out by the District. Some of these reimbursements include grants, Cal-Am Water Conservation & Rebate Program funds, ASR operations reimbursement, direct-billed reimbursements, etc. All of the reimbursement revenues collected within the fiscal year is related to the expenses in the same fiscal year.

### **Revenues:**

Revenues are derived from various sources and allocated to each operating fund. Property taxes, permits fees, capacity (water connection) charges, water supply charge, Pure Water Monterey water sales revenue, user fees, interest on investments, reimbursements to the District for projects carried-out by the District and grants are the principal revenue sources. Revenues may include a portion of the prior-year fund balance used to offset expenditures. A pie chart graphically shows percentages of revenues according to source.

### **User Fees:**

The User Fee is a percentage of Cal-Am ratepayers water bill that is collected and remitted by Cal-Am monthly. The proceeds of the User Fee have been used to support the District's environmental mitigation, conservation and rationing, water supply, and any other purposes.

### **Water Supply Charge:**

The Water Supply Charge is a rate or charge that funds costs related to the provision of water. This annual charge raised by the District, 100% of which will support District water supply activities, including capital acquisition and operational costs for Aquifer Storage and Recovery, Groundwater Replenishment, and related water supply purposes for the general benefit of the District as a whole.



**Abbreviations:**

ASR – Aquifer Storage Recovery

IRWM – Integrated Regional Water Management

OPEB – Other Post-Employment Benefits

PWM – Pure Water Monterey

SHRF – Sleepy Hollow Rearing Facility