

This meeting has been noticed according to the Brown Act rules. The Board of Directors meets regularly on the third Monday of each month, except in January and February. The meetings begin at 6:00 PM, unless otherwise noted.



AGENDA
Special and Regular Meeting
Board of Directors
Monterey Peninsula Water Management District

Monday, November 13, 2023 at 5:00 p.m. [PST]

Meeting Location: MPWMD – Main Conference Room
5 Harris Court, Building G, Monterey, CA 93940

[This is an In-Person meeting. Remote participation may be offered via Zoom, but this is optional as connectivity cannot be assured and thus is not a necessary requisite for the meeting to proceed in-person.]

To Join via Zoom- Teleconferencing means, please click the link below:
<https://mpwmd-net.zoom.us/j/86570349585?pwd=Q5Sjamu7tdF9C17yaqc286Xeb1slEb.1>

Or join at: <https://zoom.us/>
Webinar ID: 865 7034 9585

Passcode: 11132023

To Participate by Phone: (669) 900-9128

For detailed instructions on how to connect to the meeting, please see page 5 of this agenda.

Staff notes will be available on the District web site at
<http://www.mpwmd.net/who-we-are/board-of-directors/bod-meeting-agendas-calendar/>
by 5:00 P.M. on Thursday, November 9, 2023

This agenda was posted at the District website (www.mpwmd.net) and at 5 Harris Court, Bldg. G, Monterey, California on Thursday, November 9, 2023. Staff notes will be available on the District web site at <http://www.mpwmd.net/who-we-are/board-of-directors/bod-meeting-agendas-calendar/> by 5:00 P.M. on Thursday, November 9, 2023.

CLOSED SESSION AT 5:00 P.M.

CALL TO ORDER / ROLL CALL

<p><u>Board of Directors</u> Mary L. Adams, Chair – Monterey County Board of Supervisors Representative Amy Anderson, Vice Chair – Division 5 Alvin Edwards – Division 1 George Riley – Division 2 Marc Eisenhart – Division 3 Karen Paull – Division 4 Ian Oglesby – Mayoral Representative</p> <p><u>General Manager</u> David J. Stoldt</p>
--

<p><u>Mission Statement</u> Sustainably manage and augment the water resources of the Monterey Peninsula to meet the needs of its residents and businesses while protecting, restoring, and enhancing its natural and human environments.</p> <p><u>Vision Statement</u> Model ethical, responsible, and responsive governance in pursuit of our mission.</p> <p><u>Board's Goals and Objectives</u> Are available online at: https://www.mpwmd.net/who-we-are/mission-vision-goals/</p>
--

ADDITIONS AND CORRECTIONS TO THE AGENDA – *The General Manager will announce agenda corrections and proposed additions, which may be acted on by the Board as provided in Sections 54954.2 of the California Government Code.*

PUBLIC COMMENT ON THE CLOSED SESSION AGENDA – *Members of the public may address the Board on the item or items listed on the Closed Session agenda.*

CLOSED SESSION – *As permitted by Government Code Section 54956.9 et seq., the Board may recess to closed session to consider specific matters dealing with pending or threatened litigation, certain personnel matters or certain property acquisition matters.*

- CS 1. Conference with Legal Counsel - Existing Litigation (§54956.9(d)(1)) (City Monterey Peninsula Water Management District v. Local Agency Formation Commission of Monterey County); Monterey County Superior Court) – Case No. 22CV000925
- CS 2. Pursuant to Government Code §54956.9(c), the board will confer with district counsel to review two matters of potential/anticipated litigation.
- CS 3. Conference with Legal Counsel - Existing Litigation (§54956.9(d)(1)) (Cal-Am General Rate Case) – CPUC A. 22-07-001
- CS 4. Conference with Legal Counsel - Existing Litigation (§54956.9(d)(1)) (Cal-Am Application re Water Purchase Agreement) – CPUC A. 21-11-024
- CS 5. Public Employee Performance Evaluation, (Pursuant to CA Gov Code Sec. 54957 of the Government Code) - Title: General Manager
- CS 6. Conference with Labor Negotiator (§54957.6), Agency designated representative: General Manager David Stoldt; Unrepresented employee: CFO/Administrative Services Manager

RECESS TO CLOSED SESSION

Any Closed Session Items not completed may be continued to after the end of all open session items.

REGULAR SESSION AT 6:00 P.M.

CALL TO ORDER / ROLL CALL

PLEDGE OF ALLEGIANCE

ADDITIONS AND CORRECTIONS TO THE AGENDA – *The General Manager will announce agenda corrections and proposed additions, which may be acted on by the Board as provided in Sections 54954.2 of the California Government Code.*

ORAL COMMUNICATIONS – *Anyone wishing to address the Board on Consent Calendar, Information Items, Closed Session items, or matters not listed on the agenda may do so only during Oral Communications. Please limit your comment to three (3) minutes. The public may comment on all other items at the time they are presented to the Board.*

CONSENT CALENDAR - *The Consent Calendar consists of routine items for which staff has prepared a recommendation. Approval of the Consent Calendar ratifies the staff recommendation. Consent Calendar items may be pulled for separate consideration at the request of a member of the public, or a member of the Board. Following adoption of the remaining Consent Calendar items, staff will give a brief presentation on the pulled item. Members of the public are requested to limit individual comment on pulled Consent Items to*

*three (3) minutes. Unless noted with double asterisks “**”, Consent Calendar items do not constitute a project as defined by CEQA Guidelines section 15378.*

1. Consider Adoption of Minutes of the Special Board Meeting on September 7, 2023, the Regular Board Meeting on September 18, 2023, and the Special Meeting on October 10, 2023
2. Consider Adoption of Treasurer’s Report for August 2023
3. Consider Adoption of Treasurer’s Report for September 2023
4. Receive and File First Quarter Financial Activity Report for Fiscal Year 2023-2024
5. Consider Approval of First Quarter Fiscal Year 2023-2024 Investment Report
6. Consider Converting the Associate Hydrologist Position to Meter Program Coordinator Position
7. Consider Authorizing CLA-VAL Western Regional Service to Proceed with Five Year Maintenance and Servicing of Valves at the Santa Margarita Aquifer Storage & Recovery Facility

GENERAL MANAGER’S REPORT

8. Status Report on California American Water Compliance with State Water Resources Control Board Order 2016-0016 and Seaside Groundwater Basin Adjudication Decision (*Verbal Report*)
9. Update on Water Supply Projects (*Verbal Report*)

REPORT FROM DISTRICT COUNSEL

10. Update on Pending Litigation

DIRECTORS’ REPORTS (INCLUDING AB 1234 REPORTS ON TRIPS, CONFERENCE ATTENDANCE AND MEETINGS)

11. Oral Reports on Activities of County, Cities, Other Agencies/Committees/Associations

ACTION ITEMS – *Public Comment will be received. Please limit your comments to three (3) minutes per item.*

12. Consider Recommendation to the Board to Fund Rebates in the California American Water System Between January 1, 2024, and the Availability of Funding from the California American Water General Rate Case

Recommended Action: The Board will consider advance funding from the General Reserve Fund to continue the Rebate Program.

13. Consider Authorization of \$600,000 for Acquisition of Monterey Water System Phase IV Activities

Recommended Action: The Board will consider authorizing up to \$600,000 for Phase IV activities related to the acquisition of the Monterey Water System.

DISCUSSION ITEMS – Discussion Only. No action will be taken by the Board. Public Comment will be received. Please limit your comments to three (3) minutes per item.

14. Update on Water Demand by Jurisdiction
15. Water Allocation Process Schedule

INFORMATIONAL ITEMS/STAFF REPORTS - *The public may address the Board on Information Items and Staff Reports during the Oral Communications portion of the meeting. Please limit your comments to*

16. Report on Activity/Progress on Contracts Over \$25,000

17. Status Report on Measure J / Rule 19.8 Phase II Spending
18. Letters Received Supplemental Letter Packet
19. Committee Reports
20. Monthly Allocation Report
21. Water Conservation Program Report
22. Carmel River Fishery Report for September 2023
23. Carmel River Fishery Report for October 2023
24. Monthly Water Supply and California American Water Production Report
[Exempt from environmental review per SWRCB Order Nos. 95-10 and 2016-0016, and the Seaside Basin Groundwater Basin adjudication decision, as amended and Section 15268 of the California Environmental Quality Act (CEQA) Guidelines, as a ministerial project; Exempt from Section 15307, Actions by Regulatory Agencies for Protection of Natural Resources]
25. Quarterly Water Use Credit Transfer Status Report
26. Quarterly Carmel River Riparian Corridor Management Program Report

Board Meeting Schedule		
Monday, December 11, 2023	<i>Regular</i>	6:00 p.m.
Monday, January 22, 2024	<i>Regular</i>	6:00 p.m.
Monday, February 12, 2024	<i>Regular</i>	6:00 p.m.

Board Meeting Television and On-Line Broadcast Schedule	
Television Broadcast	Viewing Area
Comcast Ch. 24 View live broadcast on meeting dates, and replays on Mondays, Tuesdays and Thursdays at 4:00 p.m.	All Peninsula Cities
Comcast Ch. 28 (Monterey County Government Channel) Replays only at 9:00 a.m. on Saturdays	Throughout the Monterey County Government Television viewing area.
Internet Broadcast	
AMP 1 View live broadcast on meeting dates, and replays on Mondays, Tuesdays, and Thursdays at 4:00 p.m. and at https://accessmediaproductions.org/ scroll to AMP 1 .	
Monterey County Government Channel Replays only at 9:00 a.m. on Saturdays at www.mgtvonline.com	
MPWMD YouTube Page – View live broadcast on meeting dates. Recording/Replays available five (5) days following meeting date - https://www.youtube.com/channel/UCg-2VgzLBmgV8AaSK67BBRg	

Accessibility

In accordance with Section 202 of the Americans with Disabilities Act of 1990 (42 U.S.C. Sec. 12132), MPWMD will make a reasonable effort to provide written agenda materials in appropriate alternative formats, or disability-related modification or accommodation, including auxiliary aids or services, to enable individuals with disabilities to participate in public meetings. MPWMD will also make a reasonable effort to provide translation services upon request. Submit requests at least 48 hours prior to the scheduled meeting date/time to Sara Reyes, Board Clerk by e-mail at sara@mpwmd.net or at (831) 658-5610.

Provide Public Comment at the Meeting

Attend In-Person

The Board meeting will be held in the Main Conference Room at **5 Harris Court, Building G, Monterey, CA 93942** and has limited seating capacity. Face coverings are encouraged, but not required. Please fill out a speaker card for each item you wish to speak on, and place in the speaker card box next to the Board Clerk.

Attend via Zoom: See below “Instructions for Connecting to the **Zoom Meeting**”

Submission of Public Comment via E-mail

Send comments to comments@mpwmd.net with one of the following subject lines "PUBLIC COMMENT ITEM #" (insert the item number relevant to your comment) or “PUBLIC COMMENT – ORAL COMMUNICATIONS.” Staff will forward correspondence received to the Board. Correspondence is not read during public comment portion of the meeting. However, all written public comment received becomes part of the official record of the meeting and placed on the District’s website as part of the agenda packet for the meeting.

Submission of Written Public Comment

All documents submitted by the public must have no less than fifteen (15) copies to be received and distributed by the **Clerk** prior to the Meeting.

Document Distribution

In accordance with Government Code §54957.5, any materials of public record relating to an agenda item for a meeting of the Board of Directors that are provided to a majority of the members less than 72 hours before the meeting will be made available at the **District Office, 5 Harris Court, Building G, Monterey, CA** during normal business hours. Materials of public record that are distributed during the meeting shall be made available for public inspection at the meeting if prepared by the Board or a member of its legislative/advisory body, or the next business day after the meeting if prepared by some other person.

Instructions for Connecting to the **Zoom Meeting**

The public may remotely view and participate in the meeting to make public comment by computer, by phone or smart device.

Please log on or call in as early as possible to address any technical issues that may occur and ensure you do not miss the time to speak on the desired item. Follow these instructions to log into Zoom from your computer, smart device or telephone. (Your device must have audio capability to participate).

To Join via Zoom- Teleconferencing means, please click the link below:

<https://mpwmd-net.zoom.us/j/86570349585?pwd=Q5Sjamu7tdF9C17yaqc286Xeb1slEb.1>

Or join at: <https://zoom.us/>
Webinar ID: 865 7034 9585
Passcode: 11132023

To Participate by Phone: (669) 900-9128

- 1. Use the “raise hand” function to join the queue to speak on the current agenda item** when the Chair calls the item for Public Comment.

COMPUTER / SMART DEVICE USERS: You can find the raise hand option under your participant name.

TELEPHONE USERS: The following commands can be entered using your phone’s dial pad:

- *6 – Toggle Mute / Unmute

- *9 – Raise Hand
2. Staff will call your name or the last four digits of your phone number when it is your time to speak.
 3. You may state your name at the beginning of your remarks for the meeting minutes.
 4. Speakers will have up to three (3) minutes to make their remarks. *The Chair may announce and limit time on public comment.*
 5. You may log off or hang up after making your comments.

Refer to the Meeting Rules to review the complete Rules of Procedure for MPWMD Board and Committee Meetings:
<https://www.mpwmd.net/who-we-are/board-of-directors/meeting-rules-of-the-mpwmd/>

U:\staff\Boardpacket\2023\20231113\Nov-13-2023-BoD-Meeting-Agenda.docx

ITEM: CONSENT CALENDAR**1. CONSIDER ADOPTION OF MINUTES OF THE SPECIAL BOARD MEETING ON SEPTEMBER 7, 2023, THE REGULAR BOARD MEETING ON SEPTEMBER 18, 2023, AND THE SPECIAL MEETING ON OCTOBER 10, 2023****Meeting Date:** November 13, 2023 **Budgeted:** N/A**From:** David J. Stoldt,
General Manager **Program/
Line Item No.:** N/A**Prepared By:** Sara Reyes **Cost Estimate:** N/A**General Counsel Review:** N/A**Committee Recommendation:** N/A**CEQA Compliance:** This action does not constitute a project as defined by the California Environmental Quality Act Guidelines Section 15378.**SUMMARY:** The Board will review, provide suggested edits, and consider approval of the draft meeting minutes of the MPWMD Board of Director's Special Board Meeting on September 7, 2023, the Regular Board Meeting on September 18, 2023, and the Special Meeting on October 10, 2023, attached as **Exhibits 1-A** through **1-C**.**RECOMMENDATION:** The Board will consider approval of the draft minutes of the Special Board Meeting on September 7, 2023, the Regular Board Meeting on September 18, 2023 and the Special Meeting on October 10, 2023.**EXHIBITS****1-A** MPWMD Board of Director's Special Board Meeting on September 7, 2023**1-B** MPWMD Board of Director's Regular Board Meeting on September 18, 2023**1-C** MPWMD Board of Director's Special Board Meeting on October 10, 2023



EXHIBIT 1-A

**Draft Minutes
Special Meeting
Board of Directors
Monterey Peninsula Water Management District
September 7, 2023 at 11:00 A.M.**

Meeting Location: District Office, Main Conference Room
5 Harris Court, Building G, Monterey, CA 93940 AND
By Teleconferencing Means - *Zoom*

CALL TO ORDER:

Chair Adams called the meeting to order at 11:46 AM. (delayed start due to technical difficulties)

ROLL CALL:

Board members present: Mary Adams, Chair
Amy Anderson, Vice Chair
George Riley
Marc Eisenhart
Karen Paull
Ian Oglesby
Alvin Edwards

Board members absent: None

District staff members present: David Stoldt, General Manager
Kristina Pacheco, Executive Assistant/Board Clerk
Sara Reyes, Sr. Office Specialist

District staff members absent: None

District Counsel present: David Laredo with De Lay & Laredo

Appearing Via Zoom (Virtually): Doug Dennington, Special District Counsel

ADDITIONS AND CORRECTIONS TO THE AGENDA:

None

PUBLIC COMMENT ON THE CLOSED SESSION AGENDA:

Chair Adams opened Oral Communications; *the following comments were directed to the Board:*

- (1) Tom Rowley, Vice-President, Monterey Peninsula Tax Payers Association, stated the Board needs to make a decision to not proceed with the buyout due to the high costs involved.
- (2) Monica Lal, the Monterey Peninsula Chamber of Commerce, stated that the Peninsula needs a water source and there are some solutions available. Significant tax payer money is being spent. The Chamber of Commerce would like to see a future that has a long-term water solution that has three components to it, and this is a very serious matter.

- (3) Anna Thompson, commented that she disagrees with previous speakers and stated that Cal-Am is a monopoly and should not have control of the public's water delivery systems.

No further comments were directed to the Board.

CLOSED SESSION

- CS-1.** Pursuant to Government Code §54956.9(c), the board will confer with district counsel to review one matter of potential/anticipated litigation.

District Counsel Laredo read the Board into Closed Session.

RECESS TO CLOSED SESSION

Chair Adams recessed the Board at 11:59 AM

ADJOURNMENT:

Chair Adams adjourned the meeting at 12:00 PM.

Sara Reyes, Sr. Office Specialist

Minutes Approved by the MPWMD Board of Directors on Monday, November XX, 2023

U:\staff\Boardpacket\2023\20231113\Consent Calendar\01\Item-1-Exh-1-A.docx



EXHIBIT 1-B

**Draft Minutes
Regular Meeting
Board of Directors
Monterey Peninsula Water Management District
September 18, 2023 at 6:00 P.M.**

Meeting Location: District Office, Main Conference Room
5 Harris Court, Building G, Monterey, CA 93940 AND
By Teleconferencing Means - *Zoom*

CALL TO ORDER:

Chair Adams called the meeting to order at 6:00 PM.

ROLL CALL:

Board members present:

Mary Adams, Chair
Amy Anderson, Vice Chair
George Riley
Marc Eisenhart
Karen Paull
Ian Oglesby
Alvin Edwards

Board members absent:

None

District staff members present:

David Stoldt, General Manager
Suresh Prasad, Administrative Services Manager/Chief Financial Officer
Jon Lear, Water Resources Manager
Kristina Pacheco, Executive Assistant/Board Clerk
Sara Reyes, Sr. Office Specialist

District staff members absent:

None

District Counsel present:

David Laredo with De Lay & Laredo

PLEDGE OF ALLEGIANCE:

The assembly recited the Pledge of Allegiance

ADDITIONS AND CORRECTIONS TO THE AGENDA:

Agenda Item	Information Provided/Corrected
Consent Calendar – Item No 2	Exhibit 2-A

ORAL COMMUNICATIONS:

Chair Adams opened Oral Communications; *the following comments were directed to the Board:*

- (1) Chris Cook, Director of Operations with California American Water, briefly discussed the operations, engineering efforts and improvements to further maximize production of Source Waters in the Carmel River and Seaside Basin.
- (2) Tim O'Halloran, Engineering Manager with California American Water, provided a brief update on well activities in preparation for the ASR and extraction season.
- (3) Nina Beety, stated she sent a letter to the Board that was prepared by the Sierra Club and sent to the Coastal Commission in response to a plan by the University of California at Santa Barbara to install artificial turf in one of their baseball fields. Ms. Beety asked the Board to investigate the environmental hazards and water use issue and asked the Board to discontinue providing incentives for installing artificial turf because it is not viable, not healthy and it is not an environmentally sound solution
- (4) Marli Melton, thanked the Board for their efforts in providing an abundance of information on the potential buyout.

No further comments were directed to the Board.

CONSENT CALENDAR:

Chair Adams introduced the matter.

Director Eisenhart commented on Items 3 and 4 (Treasurer's Reports for June and July) and reported that he asked the District Treasurer to confirm that when the report was received by the Finance and Administration Committee on September 11, 2023, all the line items were within the budgeted amounts. Director Eisenhart stated that this was confirmed by the District Treasurer.

There being no further discussion a motion was offered by Director Riley with a second by Director Anderson to approve the Consent Calendar. The motion passed by voice vote of 7-Ayes (Adams, Oglesby, Eisenhart, Anderson, Paull, Edwards and Riley), and 0-Noes.

The following agenda items were accepted as part of the Consent Calendar:

- 1. Consider Adoption of Minutes of the Regular Board Meeting on July 17, 2023**
- 2. Consider Adoption of Minutes of the Regular Board Meeting on August 21, 2023**
- 3. Consider Adoption of Treasurer's Report for June 2023**
- 4. Consider Adoption of Treasurer's Report for July 2023**

GENERAL MANAGER'S REPORT:

Chair Adams introduced the matter and

- 5. Status Report on California American Water Compliance with State Water Resources Control Board Order 2016-0016 and Seaside Groundwater Basin Adjudication Decision**

David Stoldt, General Manager, answered questions and provided information on the status of this agenda item via slide-deck presentation titled "Status Report on Cal-Am Compliance with SWRCB Orders and Seaside Basin Decision as of September 1, 2023" and answered board questions. Mr. Stoldt pointed out that with the discussion from California American Water (Cal-Am) regarding Source Waters, and the well improvements, should be able to meet the legal limit in the future. The increase in ASR recovery was lower than anticipated, which is a positive sign in trying to reduce the use of banked ASR. The board discussed this observation and the District will continue to monitor Cal-Am's actions. *A copy of the presentation is available at the District office and can be found on the District website.*

- 6. Activities and Schedule Related to Acquisition of Cal-Am Monterey Water System (Measure J)**

David Stoldt, General Manager, presented information via slide-deck presentation titled "Activities and Schedule

Related to Acquisition of Cal-Am Monterey Water System (Measure J)” and answered board questions on this agenda item. Mr. Stoldt highlighted the timeline for the District in moving forward with the resolution of necessity to acquire the Monterey water system and the litigation process. *A copy of the presentation is available at the District office and can be found on the District website.*

Other Matters reported by Mr. Stoldt:

- The Department of the Navy in Monterey is preparing for a Naval Innovation Center Environmental Assessment and the District has been asked to serve as a cooperating agency through their environmental process. Marlena Brown, Community Planning Liaison. Officer for Naval Support Activity Monterey provided a brief description of the project and answered questions from the Board.
- Reviewed the 24-month build-out for the Pure Water Monterey Expansion
- Provided an update on the Hastings Natural History Reservation project which began with grant funding in year 2014 and continued support for funding from the current Board.

Chair Adams opened the public comment for Item Nos. 8-10; the following comments were directed to the Board:

- (1) Tom Rowley, Vice President of the Monterey Peninsula Taxpayers Association, questioned if the projection of the value of Cal-Am stated by the District’s consultants is accurate and urged the Board to review meeting notes from the November 12, 2019 meeting.
- (2) Margaret Ann Coppernoll, addressed misconceptions she has heard from the public as to the validity of the District pursuing the buyout.
- (3) Susan Schiavone, stated she is looking forward to the October 10, 2023 meeting and has no doubt the District will present accurate information and thanked the Board for their work
- (4) Tammy Jennings, applauded the work done by the Board and agreed with comments from Ms. Coppernoll and Ms. Schiavone
- (5) Melodie Chrislock, Pure Water Now, encouraged Mr. Rowley to research his concerns further to obtain accurate information
- (6) Michael Baer, asked the Board if October 10 meeting would be the last occasion for public comment on the buyout or if additional opportunities will become available for public involvement.
- (7) Anna Thompson, thanked the Board for their work and stated no corporation should be allowed to own or manage an essential resource of infrastructure and is looking forward to the October 10 meeting.

REPORT FROM DISTRICT COUNSEL:

Chair Adams introduced the matter.

7. Reportable Action from the Closed Session Meeting on Thursday, September 7, 2023

District Counsel Laredo reported that at the Special Meeting held on Thursday, September 7, 2023, the Board deliberated on a closed session matter pertaining to the following:

- CS-1. Pursuant to Government Code §54956.9(c), the board will confer with district counsel to review one matter of potential/anticipated litigation.

Counsel Laredo reported the following action was taken by the Board:

A motion was made by Director Edwards with a second by Director Paull to set a public hearing for October 10, 2023 to consider adoption of Resolution of Necessity related to the acquisition of Cal-Am’s Monterey System and to provide notice of the hearing and a copy of the draft resolution both to Cal-Am and the public. The motion passed unanimously with 7-Ayes (Edwards, Riley, Paull, Eisenhart, Oglesby, Anderson and Adams. 0-Noes, 0-Absent.

8. Update on Pending Litigation

District Counsel Laredo provided a verbal status report and answered questions on pending litigation to include the following:

- (1) City of Marina, Marina Coast Water District & MPWMD vs California Coastal Commission – Counsel updated the board regarding the challenge on Cal-Am’s coastal development permit. The Administrative Record is scheduled to be available for review by the end of October 2023.
- (2) MPWMD vs LAFCO – The hearing on the merits is scheduled for September 21 at 8:30 a.m. in Department 15 with Judge Wills.
- (3) Cal-Am’s application to the Public Utilities Commission for approval of their general rate case – Hearing dates are scheduled for October 5th and 6th, 9th and 10th, 13th, 16th, 19th, and 20th.

This item was informational only and no action was taken.

**DIRECTORS’ REPORTS:
(INCLUDING AB 1234 REPORTS ON TRIPS, CONFERENCE ATTENDANCE AND MEETINGS)**

Chair Adams introduced the matter.

9. Oral Reports on Activities of County, Cities, Other Agencies/Committees/Associations

Director Riley reported out on his attendance at the September Seaside Groundwater Basin Watermaster Meeting.

Director Edwards reported out on his virtual attendance at the September Monterey One Water Recycled Water Committee meeting.

This item was informational only and no action was taken.

PUBLIC HEARING:

Chair Adams introduced the matter.

10. Consider Adoption of October through December 2023 Quarterly Water Supply Strategy and Budget

Jonathan Lear, Water Resources Manager, provided an overview of his staff report, answered questions and presented via slide-deck presentation titled “Consider Adoption of Oct-Dec 2023 Quarterly Water Supply Strategy and Budget for California American Water”. Mr. Lear outlined the factors involved with the Water Supply Strategy and Budget for CalAm’s Main System. *A copy of the presentation is available at the District office and can be found on the District website.*

Chair Adams opened the public comment; no comments were directed to the Board:

A motion was offered by Director Oglesby with a second by Director Eisenhart to adopt the proposed budget. The motion passed by voice vote of 7-Ayes (Adams, Oglesby, Eisenhart, Anderson, Paull, and Riley) and, 0-Noes.

11. Consider Adoption of Resolution No. 2023-14 Modifying Rule 160 – Regulatory Water Production Targets for California American Water Systems

Jonathan Lear, Water Resources Manager, provided an overview of his staff report, answered questions and presented via slide-deck presentation titled “Consider Adoption of Resolution Modifying Rule 160 – Regulatory Water Production Targets for California American Water Systems”. Mr. Lear outlined the specifics of Rule 160 and Tables XV-1, XV-2 and XV-3. *A copy of the presentation is available at the District office and can be found on the District website.*

Chair Adams opened the public comment; no comments were directed to the Board:

A motion was offered by Director Eisenhart with a second by Director Anderson to adopt Resolution 2023-14 modifying Rule 160. The motion passed by voice vote of 7-Ayes (Adams, Oglesby, Eisenhart, Anderson, Paull, and Riley) and, 0-Noes.

INFORMATIONAL ITEMS/STAFF REPORTS:

- 12. Report on Activity/Progress on Contracts Over \$25,000**
- 13. Status Report on Measure J/Rule 19.8 Phase II Spending**
- 14. Letters Received**
- 15. Committee Reports**
- 16. Monthly Allocation Report**
- 17. Water Conservation Program Report**
- 18. Carmel River Fishery Report for August 2023**
- 19. Monthly Water Supply and California American Water Production Report**

These items were informational only and no action was taken. Copies of these reports are available at the District office and can be found on the District website.

ADJOURNMENT:

Chair Adams adjourned the meeting at 8:01 PM.

Sara Reyes, Sr. Office Specialist

Minutes Approved by the MPWMD Board of Directors on Monday, November XX, 2023

U:\staff\Boardpacket\2023\20231113\Consent Calendar\01\Item-1-Exh-1-B.docx



EXHIBIT 1-C

**Draft Minutes
Special Meeting
Board of Directors
Monterey Peninsula Water Management District
October 10, 2023 at 5:30 P.M.**

Meeting Location: The Irvine Auditorium at the Middlebury Institute of International Studies
499 Pierce Street, Monterey, CA 93940 AND
By Teleconferencing Means - Zoom

CALL TO ORDER:

Chair Adams called the meeting to order at 5:30 PM.

ROLL CALL:

Board members present: Mary Adams, Chair
Amy Anderson, Vice Chair
George Riley
Marc Eisenhart
Karen Paull
Ian Oglesby
Alvin Edwards

Board members absent: George Riley (Recusal) *Subject to Rule 24 of the Meeting Rules of the Monterey Peninsula Water Management District*

RULE 24: ABSTENTION

No member shall abstain from voting except when that member has a disabling conflict of interest. In the presence of a declared disabling conflict of interest, the affected director shall enter the declaration in the Board minutes, shall not participate in discussing that agenda item and shall recuse him or herself from the vote. If the Board member is not personally involved in the matter before the Board, that director shall leave the room. The minutes shall record an absence for any circumstance where a Board member is not in the room at the time of a vote.

A letter from Director Riley was read into the record and is attached as **Exhibit A** to these minutes.

District staff members present: David Stoldt, General Manager
Kristina Pacheco, Executive Assistant/Board Clerk
Sara Reyes, Sr. Office Specialist

District staff members absent: None

District Counsel present: David Laredo with De Lay & Laredo

Special District Counsel present: Doug Dennington, Rutan & Tucker, LLP

ADDITIONS AND CORRECTIONS TO THE AGENDA

None

WELCOME AND INTRODUCTIONS

Chair Adams welcomed the public who were present in person and via Zoom and introduced the item to be discussed by the Board. Chair Adams introduced Special Counsel Doug Dennington with Rutan & Tucker, LLP and stated Mr. Tucker will be providing an overview of the purpose of the meeting and the nuances of the law that the Board shall consider.

PRESENTATION

Doug Dennington, Rutan & Tucker, LLP provided a summary of the Condemnation Proceeding and the Resolution of Necessity Process.

PUBLIC HEARING

Chair Adams introduced the matter.

2. Consider Adoption of Resolution 2023-13 A Resolution of the Board of Directors of the Monterey Peninsula Water Management District Determining the Public Interest and Necessity and Related Matters Supporting Acquisition of the Monterey Water System Owned by California American Water Company in Monterey County, California

David J. Stoldt, General Manager, provided an overview of this item and presented via slide-deck presentation titled “Item 2: Public Hearing”. General Manager Stoldt reviewed the discussion and actions taken by the Board to date. The following points were made by General Manager Stoldt, but not limited to:

- The Board’s Measures of Feasibility discussed at the November 12, 2019, Special Board Meeting
- The 3 Components of the Draft Resolution 2023-13
- Appendix B – 83 Findings and Evidence in Support of a Resolution of Necessity
- Other Information for the Board to Consider

A copy of the presentation is available at the District office and can be found on the District website.

Chris Cook, PE, Director of Operations, and Evan Jacobs, Director of External Affairs at California American Water presented via slide-deck an overview of the Monterey Water System and addressed the Findings and Feasibility found in Resolution 2023-13.

Chair Adams opened the public comment.

Fifty-five persons spoke for and against the adoption of Resolution 2023-13. Following public comment, the board engaged in discussion and consideration.

A motion was made by Director Edwards with a second by Director Anderson to adopt Resolution 2023-13, A Resolution of the Board of Directors of the Monterey Peninsula Water Management District Determining the Public Interest and Necessity and Related Matters Supporting Acquisition of the Monterey Water System Owned by California American Water Company in Monterey County, California. The motion passed by roll call vote of 6-Ayes (Eisenhart, Oglesby, Anderson, Paull, Adams, and Edwards), 0-Noes and 1-Absent/Recusal (Riley)

ADJOURNMENT

Chair Adams adjourned the meeting at 8:58 p.m.

Sara Reyes, Sr. Office Specialist

Exhibit A Recusal Letter submitted by George Riley dated October 10, 2023

Minutes Approved by the MPWMD Board of Directors on Monday, November XX, 2023

U:\staff\Boardpacket\2023\20231113\Consent Calendar\01\Item-1-Exh-1-C.docx

MPWMD Recusal G.Riley, Oct 2023

10/10/23

I am mindful that this hearing is part of a quasi-judicial process. As a Board Member, I have an obligation to be fair, maintain an open mind, and not to base my decision or vote on any preconceptions or personal bias. I understand that I have a legal and moral responsibility to exercise my independent discretion based solely on the evidence and testimony received or referenced in this proceeding. I understand and acknowledge that all Board members must exercise their discretion on the law and the evidence in the record.

I am also mindful of recusal laws that can apply to wrongdoing. For the record, I have no financial interests or connections that would dictate recusal. I have reviewed these proceedings and the material prepared by all participants with an open mind and I have not pre-judged any result.

However, there can be perceptions of wrongdoing even if there is an absence of evidence. Perceptions do not need facts. Only innuendo, or accusations.

The issue here is that I may be seen by others as having predetermined my vote, having a closed mind, even though I swear to remain open minded until all the facts are known for this or any other quasi-judicial proceeding.

I have seen how the appearance or inference of a closed mind casts a huge shadow on any public decision. The recent LAFCO decision comes to mind.


Also I have personally been the target of nasty opposition from some supporting Cal-Am's interests in the lead up to the Measure J election in 2018.

I refuse to be a target, nor to be a liability to the District, nor to open myself or the District to potential legal exposure. I prefer to maintain my integrity, and to assure the public that an appropriate process is being followed.

To avoid any adverse occurrences and to ensure that participants and the public at large can unequivocally conclude the actions of this District are fair, unbiased, and free of improper influence, I therefore shall recuse myself from participating in this decision.

I am mindful that Rule 24 of the District Meeting Rules addresses this action, and that this declaration is to be entered into the Board Minutes of this meeting, and that to effect my recusal that I am required to leave this room.

I regret taking this action but, after much deliberation, I have concluded that recusing myself is in the best interests of the District and the public.



ITEM: CONSENT CALENDAR**2. CONSIDER ADOPTION OF TREASURER'S REPORT FOR AUGUST 2023****Meeting Date: November 13, 2023 Budgeted: N/A****From: David J. Stoldt, General Manager Program/ Line Item No.: N/A****Prepared By: Suresh Prasad Cost Estimate: N/A****General Counsel Review: N/A****Committee Recommendation: The Finance and Administration Committee considered this item on October 5, 2023 and recommended approval.****CEQA Compliance: This action does not constitute a project as defined by the California Environmental Quality Act Guidelines Section 15378.**

SUMMARY: Exhibit 2-A comprises the Treasurer's Report for August 2023. Exhibit 2-B and Exhibit 2-C are listings of check disbursements for the period August 1-31, 2023. Checks, virtual checks (AP Automation), direct deposits of employee's paychecks, payroll tax deposits, and bank charges resulted in total disbursements for the period in the amount of \$3,056,057.58. There were \$87,550.73 in conservation rebates paid out during the current period. Exhibit 2-D reflects the unaudited version of the financial statements for the month ending August 31, 2023.

RECOMMENDATION: The Finance and Administration Committee recommends that the Board adopt the August 2023 Treasurer's Report and financial statements, and ratification of the disbursements made during the month.

EXHIBITS

- 2-A** Treasurer's Report
- 2-B** Listing of Cash Disbursements-Regular
- 2-C** Listing of Cash Disbursements-Payroll
- 2-D** Financial Statements

**MONTEREY PENINSULA WATER MANAGEMENT DISTRICT
TREASURER'S REPORT FOR AUGUST 2023**

<u>Description</u>	<u>Checking</u>	<u>MPWMD Money Market</u>	<u>L.A.I.F.</u>	<u>Multi-Bank Securities</u>	<u>MPWMD Total</u>	<u>PB Reclamation Money Market</u>
Beginning Balance	\$624,933.23	\$4,506,957.58	\$9,901,551.05	\$8,815,314.67	\$24,285,548.70	\$733,357.93
Fee Deposits		2,041,757.05			2,041,757.05	774,427.91
MoCo Tax & WS Chg Installment Pymt					0.00	
Interest Received				12,033.64	12,033.64	
Transfer - Checking/LAIF					0.00	
Transfer - Money Market/LAIF					0.00	
Transfer - Money Market/Checking	2,500,000.00	(2,500,000.00)			0.00	
Transfer - Money Market/Multi-Bank					0.00	
Transfer to CAWD					0.00	(720,000.00)
Voided Checks					0.00	
Bank Corrections/Reversals/Errors					0.00	
Bank Charges/Other	-				0.00	
Credit Card Fees	(577.32)				(577.32)	
Returned Deposits	-				0.00	
Payroll Tax/Benefit Deposits	(132,959.71)				(132,959.71)	
Payroll Checks/Direct Deposits	(147,599.41)				(147,599.41)	
General Checks	(2,814.00)				(2,814.00)	
Rebate Payments	(87,550.73)				(87,550.73)	
Bank Draft Payments	(12,043.97)				(12,043.97)	
AP Automation Payments	(2,672,512.44)				(2,672,512.44)	
Ending Balance	\$68,875.65	\$4,048,714.63	\$9,901,551.05	\$8,827,348.31	\$22,846,489.64	\$787,785.84

EXHIBIT 2-B

21

Check Report

By Check Number

Date Range: 08/01/2023 - 08/31/2023



Monterey Peninsula Water Management Di

Vendor Number	Vendor Name	Payment Date	Payment Type	Discount Amount	Payment Amount	Number
01002	Monterey County Clerk	08/25/2023	Regular	0.00	2,814.00	40797
			Total Regular:	0.00	2,814.00	

Check Report

Date Range: 08/01/2023 - 08/31/2023

Vendor Number	Vendor Name	Payment Date	Payment Type	Discount Amount	Payment Amount	Number
Payment Type: Virtual Payment						
01188	Alhambra	08/04/2023	Virtual Payment	0.00	218.73	APA002942
14567	Applicant Information	08/04/2023	Virtual Payment	0.00	246.00	APA002943
00028	Colantuono, Highsmith, & Whatley, PC	08/04/2023	Virtual Payment	0.00	5,694.25	APA002944
06001	Cypress Coast Ford	08/04/2023	Virtual Payment	0.00	2,098.38	APA002945
00046	De Lay & Laredo	08/04/2023	Virtual Payment	0.00	138,267.40	APA002946
18734	DeVeera Inc.	08/04/2023	Virtual Payment	0.00	9,870.01	APA002947
22793	ETech Consulting, LLC	08/04/2023	Virtual Payment	0.00	3,500.00	APA002948
21199	G3LA, LLC	08/04/2023	Virtual Payment	0.00	3,800.00	APA002949
12655	Graphicsmiths	08/04/2023	Virtual Payment	0.00	340.00	APA002950
00094	John Arriaga	08/04/2023	Virtual Payment	0.00	3,400.00	APA002951
19897	John K. Cohan dba Telemetry	08/04/2023	Virtual Payment	0.00	4,613.39	APA002952
00222	M.J. Murphy	08/04/2023	Virtual Payment	0.00	41.98	APA002953
00223	Martins Irrigation Supply	08/04/2023	Virtual Payment	0.00	60.57	APA002954
13396	Navia Benefit Solutions, Inc.	08/04/2023	Virtual Payment	0.00	100.00	APA002955
17968	Rutan & Tucker, LLP	08/04/2023	Virtual Payment	0.00	11,579.10	APA002956
19700	Shute, Mihaly & Weinberger LLP	08/04/2023	Virtual Payment	0.00	41,273.19	APA002957
09989	Star Sanitation Services	08/04/2023	Virtual Payment	0.00	52.61	APA002958
04359	The Carmel Pine Cone	08/04/2023	Virtual Payment	0.00	2,904.00	APA002959
09425	The Ferguson Group LLC	08/04/2023	Virtual Payment	0.00	6,000.00	APA002960
17965	The Maynard Group	08/04/2023	Virtual Payment	0.00	1,495.44	APA002961
00203	ThyssenKrup Elevator	08/04/2023	Virtual Payment	0.00	709.17	APA002962
00269	U.S. Bank	08/04/2023	Virtual Payment	0.00	4,881.19	APA002963
18737	U.S. Bank Equipment Finance	08/04/2023	Virtual Payment	0.00	871.81	APA002964
23550	WellmanAD	08/04/2023	Virtual Payment	0.00	7,875.00	APA002965
00767	AFLAC	08/14/2023	Virtual Payment	0.00	771.59	APA002966
04732	AM Conservation Group, Inc.	08/14/2023	Virtual Payment	0.00	590.88	APA002967
00263	Arlene Tavani	08/14/2023	Virtual Payment	0.00	1,040.00	APA002968
00253	AT&T	08/14/2023	Virtual Payment	0.00	1,340.18	APA002969
04043	Campbell Scientific, Inc.	08/14/2023	Virtual Payment	0.00	7,097.97	APA002970
00028	Colantuono, Highsmith, & Whatley, PC	08/14/2023	Virtual Payment	0.00	46,549.83	APA002971
00281	CoreLogic Information Solutions, Inc.	08/14/2023	Virtual Payment	0.00	1,552.21	APA002972
04041	Cynthia Schmidlin	08/14/2023	Virtual Payment	0.00	2,041.28	APA002973
12655	Graphicsmiths	08/14/2023	Virtual Payment	0.00	65.00	APA002974
02833	Greg James	08/14/2023	Virtual Payment	0.00	804.58	APA002975
00986	Henrietta Stern	08/14/2023	Virtual Payment	0.00	1,413.12	APA002976
24166	Kevin Robert Knapp	08/14/2023	Virtual Payment	0.00	3,110.00	APA002977
05830	Larry Hampson	08/14/2023	Virtual Payment	0.00	888.50	APA002978
00259	Marina Coast Water District	08/14/2023	Virtual Payment	0.00	3,132.20	APA002979
18325	Minuteman Press Monterey	08/14/2023	Virtual Payment	0.00	108.45	APA002980
00118	Monterey Bay Carpet & Janitorial Svc	08/14/2023	Virtual Payment	0.00	1,260.00	APA002981
16182	Monterey County Weekly	08/14/2023	Virtual Payment	0.00	1,822.00	APA002982
00274	Monterey One Water	08/14/2023	Virtual Payment	0.00	250.21	APA002983
01353	Monterey Peninsula Chamber of Commerce	08/14/2023	Virtual Payment	0.00	443.00	APA002984
13396	Navia Benefit Solutions, Inc.	08/14/2023	Virtual Payment	0.00	1,505.82	APA002985
00154	Peninsula Messenger Service	08/14/2023	Virtual Payment	0.00	873.00	APA002986
00755	Peninsula Welding Supply, Inc.	08/14/2023	Virtual Payment	0.00	64.50	APA002987
04709	Sherron Forsgren	08/14/2023	Virtual Payment	0.00	472.32	APA002988
00271	UPEC, Local 792	08/14/2023	Virtual Payment	0.00	1,188.00	APA002989
20230	Zoom Video Communications Inc	08/14/2023	Virtual Payment	0.00	448.69	APA002990
04732	AM Conservation Group, Inc.	08/17/2023	Virtual Payment	0.00	4,569.05	APA002991
00760	Andy Bell	08/17/2023	Virtual Payment	0.00	618.00	APA002992
03857	Joe Oliver	08/17/2023	Virtual Payment	0.00	702.88	APA002993
19897	John K. Cohan dba Telemetry	08/17/2023	Virtual Payment	0.00	495.00	APA002994
13431	Lynx Technologies, Inc	08/17/2023	Virtual Payment	0.00	1,725.00	APA002995
19101	M&S Building Supply, Inc.	08/17/2023	Virtual Payment	0.00	240.21	APA002996
00222	M.J. Murphy	08/17/2023	Virtual Payment	0.00	247.64	APA002997
00274	Monterey One Water	08/17/2023	Virtual Payment	0.00	1,056,667.67	APA002998
00274	Monterey One Water	08/17/2023	Virtual Payment	0.00	1,221,554.67	APA002999
23759	Ozark Underground Lab, Inc	08/17/2023	Virtual Payment	0.00	987.30	APA003000
08925	Quinn Company	08/17/2023	Virtual Payment	0.00	2,169.17	APA003001

Check Report

Vendor Number	Vendor Name	Payment Date	Payment Type	Discount Amount	Payment Amount	Number
20230	Zoom Video Communications Inc	08/17/2023	Virtual Payment	0.00	448.69	APA003002
16468	Biomark, Inc.	08/24/2023	Virtual Payment	0.00	2,629.10	APA003197
12601	Carmel Valley Ace Hardware	08/24/2023	Virtual Payment	0.00	64.62	APA003198
00046	De Lay & Laredo	08/24/2023	Virtual Payment	0.00	6,976.00	APA003199
15398	GovInvest	08/24/2023	Virtual Payment	0.00	5,223.75	APA003200
06999	KBA Docusys	08/24/2023	Virtual Payment	0.00	1,174.93	APA003201
00222	M.J. Murphy	08/24/2023	Virtual Payment	0.00	360.71	APA003202
21460	MoGo Urgent Care	08/24/2023	Virtual Payment	0.00	60.00	APA003203
16182	Monterey County Weekly	08/24/2023	Virtual Payment	0.00	288.75	APA003204
13396	Navia Benefit Solutions, Inc.	08/24/2023	Virtual Payment	0.00	752.91	APA003205
07627	Purchase Power	08/24/2023	Virtual Payment	0.00	500.00	APA003206
24869	Raftelis Financial Consultants, Inc.	08/24/2023	Virtual Payment	0.00	2,250.00	APA003207
00176	Sentry Alarm Systems	08/24/2023	Virtual Payment	0.00	136.51	APA003208
00225	Trowbridge Enterprises Inc.	08/24/2023	Virtual Payment	0.00	271.22	APA003209
00229	Tyler Technologies	08/24/2023	Virtual Payment	0.00	32,673.11	APA003210
Total Virtual Payment:				0.00	2,672,512.44	

Check Report

Vendor Number	Vendor Name	Payment Date	Payment Type	Discount Amount	Payment Amount	Number
Payment Type: Bank Draft						
00252	Cal-Am Water	08/03/2023	Bank Draft	0.00	167.86	DFT0002945
00252	Cal-Am Water	08/03/2023	Bank Draft	0.00	78.79	DFT0002946
00758	FedEx	08/03/2023	Bank Draft	0.00	422.85	DFT0002947
00277	Home Depot Credit Services	08/03/2023	Bank Draft	0.00	15.64	DFT0002948
00266	I.R.S.	08/11/2023	Bank Draft	0.00	14,176.14	DFT0002950
00266	I.R.S.	08/11/2023	Bank Draft	0.00	3,030.56	DFT0002951
00267	Employment Development Dept.	08/11/2023	Bank Draft	0.00	5,612.38	DFT0002952
00266	I.R.S.	08/11/2023	Bank Draft	0.00	35.72	DFT0002953
00266	I.R.S.	08/11/2023	Bank Draft	0.00	20.31	DFT0002960
00266	I.R.S.	08/11/2023	Bank Draft	0.00	58.76	DFT0002961
00266	I.R.S.	08/11/2023	Bank Draft	0.00	251.10	DFT0002962
00252	Cal-Am Water	08/14/2023	Bank Draft	0.00	185.61	DFT0002963
00758	FedEx	08/14/2023	Bank Draft	0.00	860.48	DFT0002964
00277	Home Depot Credit Services	08/14/2023	Bank Draft	0.00	39.81	DFT0002965
00277	Home Depot Credit Services	08/14/2023	Bank Draft	0.00	-39.81	DFT0002965
00282	PG&E	08/14/2023	Bank Draft	0.00	81.69	DFT0002966
18163	Wex Bank	08/14/2023	Bank Draft	0.00	1,305.85	DFT0002967
00769	Laborers Trust Fund of Northern CA	08/09/2023	Bank Draft	0.00	34,224.00	DFT0002969
00277	Home Depot Credit Services	08/17/2023	Bank Draft	0.00	39.81	DFT0002972
00282	PG&E	08/17/2023	Bank Draft	0.00	974.94	DFT0002973
00282	PG&E	08/17/2023	Bank Draft	0.00	15.65	DFT0002974
00282	PG&E	08/17/2023	Bank Draft	0.00	26.68	DFT0002975
00266	I.R.S.	08/25/2023	Bank Draft	0.00	14,106.96	DFT0002976
00266	I.R.S.	08/25/2023	Bank Draft	0.00	3,038.08	DFT0002977
00267	Employment Development Dept.	08/25/2023	Bank Draft	0.00	5,610.75	DFT0002978
00266	I.R.S.	08/25/2023	Bank Draft	0.00	49.10	DFT0002979
00277	Home Depot Credit Services	08/24/2023	Bank Draft	0.00	1,107.42	DFT0002980
00282	PG&E	08/24/2023	Bank Draft	0.00	5,257.97	DFT0002981
00769	Laborers Trust Fund of Northern CA	08/24/2023	Bank Draft	0.00	1,426.00	DFT0002989
00768	MissionSquare Retirement- 302617	08/11/2023	Bank Draft	0.00	5,480.97	DFT0002993
00766	Standard Insurance Company	08/25/2023	Bank Draft	0.00	1,502.73	DFT0003003
00768	MissionSquare Retirement- 302617	08/25/2023	Bank Draft	0.00	5,630.97	DFT0003016
00256	PERS Retirement	08/21/2023	Bank Draft	0.00	700.00	DFT0003019
00256	PERS Retirement	08/09/2023	Bank Draft	0.00	19,529.17	DFT0003020
00256	PERS Retirement	08/21/2023	Bank Draft	0.00	19,978.74	DFT0003021
Total Bank Draft:				0.00	145,003.68	

Payment Type	Bank Code APBNK		Summary	
	Payable Count	Payment Count	Discount	Payment
Regular Checks	1	1	0.00	2,814.00
Manual Checks	0	0	0.00	0.00
Voided Checks	0	0	0.00	0.00
Bank Drafts	52	35	0.00	145,003.68
EFT's	0	0	0.00	0.00
Virtual Payments	143	75	0.00	2,672,512.44
	196	111	0.00	2,820,330.12

Check Report

Date Range: 08/01/2023 - 08/31/2023

Vendor Number	Vendor Name	Payment Date	Payment Type	Discount Amount	Payment Amount	Number
Bank Code: REBATES-02-Rebates: Use Only For Rebates						
Payment Type: Virtual Payment						
24908	Amanda Jones	08/16/2023	Virtual Payment	0.00	500.00	APA003003
24910	Andrew Tamez	08/16/2023	Virtual Payment	0.00	500.00	APA003004
24915	Ann Neville Kirby	08/16/2023	Virtual Payment	0.00	500.00	APA003005
24925	Anna Baird	08/16/2023	Virtual Payment	0.00	125.00	APA003006
24940	Anne Russ	08/16/2023	Virtual Payment	0.00	2,424.00	APA003007
24927	Barry Kohler	08/16/2023	Virtual Payment	0.00	125.00	APA003008
24888	Betty Wells	08/16/2023	Virtual Payment	0.00	500.00	APA003009
24876	Bryan Wilson	08/16/2023	Virtual Payment	0.00	500.00	APA003010
24906	Catherine Abrahamson	08/16/2023	Virtual Payment	0.00	500.00	APA003011
24877	Charles Barrett	08/16/2023	Virtual Payment	0.00	500.00	APA003012
24936	Charles Young	08/16/2023	Virtual Payment	0.00	75.00	APA003013
24901	Cherdeen Funke	08/16/2023	Virtual Payment	0.00	500.00	APA003014
24874	Christopher Kramer	08/16/2023	Virtual Payment	0.00	500.00	APA003015
24882	Claudia Summers	08/16/2023	Virtual Payment	0.00	500.00	APA003016
24914	Daniel Lovick	08/16/2023	Virtual Payment	0.00	500.00	APA003017
24938	David Delco	08/16/2023	Virtual Payment	0.00	75.00	APA003018
24916	Dylan Kowal	08/16/2023	Virtual Payment	0.00	625.00	APA003019
24920	Ed Dodge	08/16/2023	Virtual Payment	0.00	125.00	APA003020
24893	Elaine West	08/16/2023	Virtual Payment	0.00	500.00	APA003021
24897	Evelyn Hernandez	08/16/2023	Virtual Payment	0.00	500.00	APA003022
24941	Francis Duda	08/16/2023	Virtual Payment	0.00	500.00	APA003023
24926	Frank Klotz	08/16/2023	Virtual Payment	0.00	125.00	APA003024
24866	Gary Campanaro	08/16/2023	Virtual Payment	0.00	500.00	APA003025
24919	Giuseppe Savona	08/16/2023	Virtual Payment	0.00	125.00	APA003026
24156	Gordon Clemens	08/16/2023	Virtual Payment	0.00	500.00	APA003027
24942	Gregory Salmon	08/16/2023	Virtual Payment	0.00	1,140.00	APA003028
24921	Heather Lino	08/16/2023	Virtual Payment	0.00	125.00	APA003029
24937	Jack Barker	08/16/2023	Virtual Payment	0.00	75.00	APA003030
24904	James Hacker	08/16/2023	Virtual Payment	0.00	500.00	APA003031
24933	Janis Lippert	08/16/2023	Virtual Payment	0.00	75.00	APA003032
24900	Jessica Javier	08/16/2023	Virtual Payment	0.00	500.00	APA003033
24887	Joan Franz	08/16/2023	Virtual Payment	0.00	625.00	APA003034
24913	Julia M. Winslow	08/16/2023	Virtual Payment	0.00	500.00	APA003035
24613	Karol Andrews	08/16/2023	Virtual Payment	0.00	125.00	APA003036
24903	Kelly Bergquist	08/16/2023	Virtual Payment	0.00	500.00	APA003037
24883	Kenneth Jones	08/16/2023	Virtual Payment	0.00	500.00	APA003038
24867	Linda Lannon	08/16/2023	Virtual Payment	0.00	500.00	APA003039
24902	Marc Anthony Quarles	08/16/2023	Virtual Payment	0.00	500.00	APA003040
24886	Mark S Bollwinkel	08/16/2023	Virtual Payment	0.00	500.00	APA003041
24878	Marnie Gustafson	08/16/2023	Virtual Payment	0.00	500.00	APA003042
24928	Mary Alice Scott	08/16/2023	Virtual Payment	0.00	280.00	APA003043
24911	Mary Horsley	08/16/2023	Virtual Payment	0.00	500.00	APA003044
24934	Mary Lou Schaeffer	08/16/2023	Virtual Payment	0.00	150.00	APA003045
24898	Matthew Tanzer	08/16/2023	Virtual Payment	0.00	500.00	APA003046
24923	Michael Kirch	08/16/2023	Virtual Payment	0.00	125.00	APA003047
24899	Michael Kirch	08/16/2023	Virtual Payment	0.00	1,000.00	APA003048
24912	Monet McNair	08/16/2023	Virtual Payment	0.00	500.00	APA003049
24885	Nicole Peartree	08/16/2023	Virtual Payment	0.00	500.00	APA003050
24896	Olin Stewart	08/16/2023	Virtual Payment	0.00	500.00	APA003051
24922	Patricia Belden-Keshmiri	08/16/2023	Virtual Payment	0.00	125.00	APA003052
24917	Patricia K Dally	08/16/2023	Virtual Payment	0.00	500.00	APA003053
24892	Paul Hughes	08/16/2023	Virtual Payment	0.00	500.00	APA003054
24895	Phuong Nguyen	08/16/2023	Virtual Payment	0.00	500.00	APA003055
24909	Richard Otten	08/16/2023	Virtual Payment	0.00	500.00	APA003056
24932	Robert B. Drezner	08/16/2023	Virtual Payment	0.00	200.00	APA003057
24879	Robert Estrada	08/16/2023	Virtual Payment	0.00	500.00	APA003058
24930	Rodine M McArthur	08/16/2023	Virtual Payment	0.00	199.00	APA003059
24935	Rosemary O'Rourke	08/16/2023	Virtual Payment	0.00	75.00	APA003060
24924	Sheri Fetter	08/16/2023	Virtual Payment	0.00	125.00	APA003061

Check Report

Date Range: 08/01/2023 - 08/31/2023

Vendor Number	Vendor Name	Payment Date	Payment Type	Discount Amount	Payment Amount	Number
24931	Sid Smith	08/16/2023	Virtual Payment	0.00	199.00	APA003062
24918	Stefanie A Kelsey	08/16/2023	Virtual Payment	0.00	500.00	APA003063
24881	Steve Henrikson	08/16/2023	Virtual Payment	0.00	500.00	APA003064
24929	Steve Mickel	08/16/2023	Virtual Payment	0.00	200.00	APA003065
24939	Sumiko Nakamura	08/16/2023	Virtual Payment	0.00	150.00	APA003066
24894	Sundeept Gupta	08/16/2023	Virtual Payment	0.00	500.00	APA003067
24943	Susan Woodell-Mascal	08/16/2023	Virtual Payment	0.00	125.00	APA003068
24880	Taylor Moulton	08/16/2023	Virtual Payment	0.00	500.00	APA003069
24875	Terrence Zito	08/16/2023	Virtual Payment	0.00	500.00	APA003070
24905	Terry G Jackson	08/16/2023	Virtual Payment	0.00	500.00	APA003071
24890	Thomas Byrne	08/16/2023	Virtual Payment	0.00	500.00	APA003072
24884	Tyler Johnston	08/16/2023	Virtual Payment	0.00	500.00	APA003073
24891	Vera Fiers	08/16/2023	Virtual Payment	0.00	500.00	APA003074
24907	Warren Neidenberg	08/16/2023	Virtual Payment	0.00	500.00	APA003075
24889	Winifred Chambliss	08/16/2023	Virtual Payment	0.00	500.00	APA003076
25336	Albert Menchaca	08/16/2023	Virtual Payment	0.00	125.00	APA003077
25302	Aleksey Moiseyenko	08/16/2023	Virtual Payment	0.00	500.00	APA003078
25301	Amy Susemihl	08/16/2023	Virtual Payment	0.00	500.00	APA003079
25330	Andrew Randazzo	08/16/2023	Virtual Payment	0.00	125.00	APA003080
25325	Bobbie Jo Harr	08/16/2023	Virtual Payment	0.00	125.00	APA003081
25344	Brian Vos	08/16/2023	Virtual Payment	0.00	200.00	APA003082
25338	Charles Roemer	08/16/2023	Virtual Payment	0.00	200.00	APA003083
22801	Cody Vaughn	08/16/2023	Virtual Payment	0.00	125.00	APA003084
25307	Colin Boyer	08/16/2023	Virtual Payment	0.00	500.00	APA003085
25352	Constance Winners	08/16/2023	Virtual Payment	0.00	625.00	APA003086
25312	Cristian Y Diaz Galeas	08/16/2023	Virtual Payment	0.00	500.00	APA003087
25324	Dave Rothschild	08/16/2023	Virtual Payment	0.00	125.00	APA003088
25343	Douglas Van Bossuyt	08/16/2023	Virtual Payment	0.00	149.00	APA003089
25296	Dwight Holing	08/16/2023	Virtual Payment	0.00	290.00	APA003090
25305	Fitzherbert Santos	08/16/2023	Virtual Payment	0.00	500.00	APA003091
25300	Gary Huber	08/16/2023	Virtual Payment	0.00	500.00	APA003092
25306	Gerald C Traynor	08/16/2023	Virtual Payment	0.00	500.00	APA003093
25332	Giordonna Levatino	08/16/2023	Virtual Payment	0.00	125.00	APA003094
25334	Hong Shang	08/16/2023	Virtual Payment	0.00	125.00	APA003095
25328	James Goldberg	08/16/2023	Virtual Payment	0.00	125.00	APA003096
25339	James Pagnella	08/16/2023	Virtual Payment	0.00	149.99	APA003097
25351	James Thomson	08/16/2023	Virtual Payment	0.00	225.00	APA003098
25319	Janan Bidawid	08/16/2023	Virtual Payment	0.00	500.00	APA003099
25311	Jeanne Adam	08/16/2023	Virtual Payment	0.00	500.00	APA003100
25322	Jeff Burghardt	08/16/2023	Virtual Payment	0.00	825.00	APA003101
25341	Jerry T Ungerman	08/16/2023	Virtual Payment	0.00	149.00	APA003102
25350	Jo Ann Lowery	08/16/2023	Virtual Payment	0.00	75.00	APA003103
25329	Joe Cappuccio	08/16/2023	Virtual Payment	0.00	325.00	APA003104
25299	John Brandon McMahan	08/16/2023	Virtual Payment	0.00	500.00	APA003105
25331	Jonathan Siegel	08/16/2023	Virtual Payment	0.00	125.00	APA003106
25335	Joseph Zeligs	08/16/2023	Virtual Payment	0.00	125.00	APA003107
25345	Karen Lundholm	08/16/2023	Virtual Payment	0.00	199.00	APA003108
25303	Katelyn Briscoe	08/16/2023	Virtual Payment	0.00	500.00	APA003109
25317	Kelly Starnes	08/16/2023	Virtual Payment	0.00	500.00	APA003110
25320	LaDonna Valenti	08/16/2023	Virtual Payment	0.00	500.00	APA003111
25321	Larisa Revzina	08/16/2023	Virtual Payment	0.00	500.00	APA003112
25315	Larkin Holt	08/16/2023	Virtual Payment	0.00	500.00	APA003113
25298	Laura Lee Lienk	08/16/2023	Virtual Payment	0.00	500.00	APA003114
25308	Laura Myers-Wagner	08/16/2023	Virtual Payment	0.00	500.00	APA003115
25318	Laurie Hu	08/16/2023	Virtual Payment	0.00	500.00	APA003116
25346	Linda J Bowman	08/16/2023	Virtual Payment	0.00	200.00	APA003117
25349	Lynn Holt	08/16/2023	Virtual Payment	0.00	75.00	APA003118
25297	Mary Housel	08/16/2023	Virtual Payment	0.00	500.00	APA003119
25310	Melinda Douglas	08/16/2023	Virtual Payment	0.00	500.00	APA003120
25340	Michael Saviage	08/16/2023	Virtual Payment	0.00	100.00	APA003121
25327	Milo Scherer	08/16/2023	Virtual Payment	0.00	125.00	APA003122

Check Report

Date Range: 08/01/2023 - 08/31/2023

Vendor Number	Vendor Name	Payment Date	Payment Type	Discount Amount	Payment Amount	Number
25323	Pat Connolly	08/16/2023	Virtual Payment	0.00	1,000.00	APA003123
22649	Patricia Monahan	08/16/2023	Virtual Payment	0.00	75.00	APA003124
25333	Patrick O Doyle	08/16/2023	Virtual Payment	0.00	125.00	APA003125
05048	Portola Hotel & Spa	08/16/2023	Virtual Payment	0.00	11,580.00	APA003126
25314	Robert Daw	08/16/2023	Virtual Payment	0.00	500.00	APA003127
25342	Robert Lewis	08/16/2023	Virtual Payment	0.00	199.00	APA003128
25313	Ronald N Chaplan	08/16/2023	Virtual Payment	0.00	500.00	APA003129
25337	Samuel E Buttrey	08/16/2023	Virtual Payment	0.00	200.00	APA003130
25347	Sara Zirkel	08/16/2023	Virtual Payment	0.00	200.00	APA003131
25316	Taylor Aronson	08/16/2023	Virtual Payment	0.00	500.00	APA003132
25309	Theodore Ursino	08/16/2023	Virtual Payment	0.00	500.00	APA003133
25304	Wendy A Funes	08/16/2023	Virtual Payment	0.00	825.00	APA003134
25326	William Ambrosini	08/16/2023	Virtual Payment	0.00	125.00	APA003135
25348	William Pace	08/16/2023	Virtual Payment	0.00	150.00	APA003136
25446	Andrew Smith	08/16/2023	Virtual Payment	0.00	125.00	APA003137
25447	Angela Iglesias	08/16/2023	Virtual Payment	0.00	125.00	APA003138
25425	Anthony Madonna	08/16/2023	Virtual Payment	0.00	500.00	APA003139
25453	Betsy Sullivan	08/16/2023	Virtual Payment	0.00	149.00	APA003140
25408	Brett McKee	08/16/2023	Virtual Payment	0.00	67.50	APA003141
25460	Bruce Vogt	08/16/2023	Virtual Payment	0.00	150.00	APA003142
25416	Charles Schramm	08/16/2023	Virtual Payment	0.00	500.00	APA003143
25458	Cheryl Rogers	08/16/2023	Virtual Payment	0.00	200.00	APA003144
25433	Cor Lageweg	08/16/2023	Virtual Payment	0.00	500.00	APA003145
25452	Coral Amende	08/16/2023	Virtual Payment	0.00	95.74	APA003146
25417	Cynthia Garfield	08/16/2023	Virtual Payment	0.00	500.00	APA003147
24872	David Brown	08/16/2023	Virtual Payment	0.00	500.00	APA003148
25436	David Rice	08/16/2023	Virtual Payment	0.00	500.00	APA003149
25454	Dije Ndreu	08/16/2023	Virtual Payment	0.00	200.00	APA003150
25434	Doris M Jones	08/16/2023	Virtual Payment	0.00	500.00	APA003151
25461	Felix Collelo	08/16/2023	Virtual Payment	0.00	125.00	APA003152
25449	Gloria Kalisher	08/16/2023	Virtual Payment	0.00	125.00	APA003153
25444	Gordon Holm	08/16/2023	Virtual Payment	0.00	125.00	APA003154
25418	Grant Wilson	08/16/2023	Virtual Payment	0.00	500.00	APA003155
25422	Gregory Meuers	08/16/2023	Virtual Payment	0.00	500.00	APA003156
23752	Guy Riina	08/16/2023	Virtual Payment	0.00	200.00	APA003157
25443	Hugh Wang	08/16/2023	Virtual Payment	0.00	125.00	APA003158
25437	Jack M & Susan C Uydess	08/16/2023	Virtual Payment	0.00	500.00	APA003159
25440	James Clark	08/16/2023	Virtual Payment	0.00	500.00	APA003160
25456	James Niemann	08/16/2023	Virtual Payment	0.00	200.00	APA003161
25424	James Tasker	08/16/2023	Virtual Payment	0.00	500.00	APA003162
19284	Jay Sinclair	08/16/2023	Virtual Payment	0.00	500.00	APA003163
25420	Jeffrey Polo	08/16/2023	Virtual Payment	0.00	500.00	APA003164
25414	John W Richards	08/16/2023	Virtual Payment	0.00	625.00	APA003165
25455	Joseph Mello	08/16/2023	Virtual Payment	0.00	199.00	APA003166
25411	Kathleen Fosmark	08/16/2023	Virtual Payment	0.00	500.00	APA003167
25409	Katie Reneker	08/16/2023	Virtual Payment	0.00	137.50	APA003168
25419	Kim Pidgeon	08/16/2023	Virtual Payment	0.00	500.00	APA003169
25432	Lia Blackmon	08/16/2023	Virtual Payment	0.00	500.00	APA003170
25450	Martha Lazarakis	08/16/2023	Virtual Payment	0.00	125.00	APA003171
25430	Melanie Tristao-Cekalski	08/16/2023	Virtual Payment	0.00	500.00	APA003172
25415	Michael Maher	08/16/2023	Virtual Payment	0.00	500.00	APA003173
25435	Michael Marseguerra	08/16/2023	Virtual Payment	0.00	500.00	APA003174
25438	Mitchel & Deborah Winick	08/16/2023	Virtual Payment	0.00	500.00	APA003175
25421	Muriel Miller	08/16/2023	Virtual Payment	0.00	500.00	APA003176
25439	Naomi Nava	08/16/2023	Virtual Payment	0.00	500.00	APA003177
25442	Nathan Bradley	08/16/2023	Virtual Payment	0.00	625.00	APA003178
25431	Ni Sun-Suslow	08/16/2023	Virtual Payment	0.00	750.00	APA003179
25413	Norma Aristotelous	08/16/2023	Virtual Payment	0.00	500.00	APA003180
25459	Norma Mason	08/16/2023	Virtual Payment	0.00	199.00	APA003181
25426	Ohannes Agaranyan	08/16/2023	Virtual Payment	0.00	500.00	APA003182
19524	Patricia Dealey	08/16/2023	Virtual Payment	0.00	500.00	APA003183

Check Report

Vendor Number	Vendor Name	Payment Date	Payment Type	Discount Amount	Payment Amount	Number
25410	Patti Zierman	08/16/2023	Virtual Payment	0.00	500.00	APA003184
25423	Roy Beckham	08/16/2023	Virtual Payment	0.00	500.00	APA003185
25441	Sabina Newman-Brooks	08/16/2023	Virtual Payment	0.00	775.00	APA003186
25448	Scott Fosmark	08/16/2023	Virtual Payment	0.00	125.00	APA003187
24658	Soon Oh	08/16/2023	Virtual Payment	0.00	500.00	APA003188
25428	Steven Kayser	08/16/2023	Virtual Payment	0.00	500.00	APA003189
25457	Sue Greathouse	08/16/2023	Virtual Payment	0.00	200.00	APA003190
25427	Susan B Shield	08/16/2023	Virtual Payment	0.00	500.00	APA003191
25445	Tamara Hadley	08/16/2023	Virtual Payment	0.00	125.00	APA003192
25412	Terry G Fink	08/16/2023	Virtual Payment	0.00	500.00	APA003193
25429	Tracy Perkins	08/16/2023	Virtual Payment	0.00	500.00	APA003194
22788	Vicki Kendall	08/16/2023	Virtual Payment	0.00	500.00	APA003195
25451	Wayne A. Snow	08/16/2023	Virtual Payment	0.00	1,070.00	APA003196
Total Virtual Payment:				0.00	87,550.73	

Bank Code REBATES-02 Summary

Payment Type	Payable Count	Payment Count	Discount	Payment
Regular Checks	0	0	0.00	0.00
Manual Checks	0	0	0.00	0.00
Voided Checks	0	0	0.00	0.00
Bank Drafts	0	0	0.00	0.00
EFT's	0	0	0.00	0.00
Virtual Payments	195	194	0.00	87,550.73
	195	194	0.00	87,550.73

All Bank Codes Check Summary

Payment Type	Payable Count	Payment Count	Discount	Payment
Regular Checks	1	1	0.00	2,814.00
Manual Checks	0	0	0.00	0.00
Voided Checks	0	0	0.00	0.00
Bank Drafts	52	35	0.00	145,003.68
EFT's	0	0	0.00	0.00
Virtual Payments	338	269	0.00	2,760,063.17
	391	305	0.00	2,907,880.85

Fund Summary

Fund	Name	Period	Amount
99	POOL CASH FUND	8/2023	2,907,880.85
			2,907,880.85

EXHIBIT 2-C Payroll Bank Transaction Report



Monterey Peninsula Water Management Di

By Payment Number

Date: 8/1/2023 - 8/31/2023

Payroll Set: 01 - Monterey Peninsula Water Management District

Payment Number	Payment Date	Payment Type	Employee Number	Employee Name	Check Amount	Direct Deposit Amount	Total Payment
7425	08/11/2023	Regular	1086	Pacheco, Kristina B	0.00	1,761.82	1,761.82
7426	08/11/2023	Regular	1024	Stoldt, David J	0.00	6,570.71	6,570.71
7427	08/11/2023	Regular	1044	Bennett, Corryn D	0.00	2,533.74	2,533.74
7428	08/11/2023	Regular	1078	Mossbacher, Simona F	0.00	2,411.64	2,411.64
7429	08/11/2023	Regular	1018	Prasad, Suresh	0.00	4,041.75	4,041.75
7430	08/11/2023	Regular	1019	Reyes, Sara C	0.00	2,258.73	2,258.73
7431	08/11/2023	Regular	1083	Silvas Robles, Teresa	0.00	2,198.23	2,198.23
7432	08/11/2023	Regular	1081	Banker-Hix, William C	0.00	2,383.30	2,383.30
7433	08/11/2023	Regular	1042	Hamilton, Maureen C.	0.00	3,615.33	3,615.33
7434	08/11/2023	Regular	1011	Lear, Jonathan P	0.00	4,653.94	4,653.94
7435	08/11/2023	Regular	1012	Lindberg, Thomas L	0.00	2,958.28	2,958.28
7436	08/11/2023	Regular	1080	Steinmetz, Cory S	0.00	2,278.85	2,278.85
7437	08/11/2023	Regular	1045	Atkins, Daniel N	0.00	2,284.15	2,284.15
7438	08/11/2023	Regular	1004	Chaney, Beverly M	0.00	2,948.70	2,948.70
7439	08/11/2023	Regular	1005	Christensen, Thomas T	0.00	3,497.94	3,497.94
7440	08/11/2023	Regular	1007	Hamilton, Cory R	0.00	2,525.80	2,525.80
7441	08/11/2023	Regular	1085	Hettrick, Clyde Marlin	0.00	2,201.96	2,201.96
7442	08/11/2023	Regular	6078	Kneemeyer, Cinthia A	0.00	265.96	265.96
7443	08/11/2023	Regular	1048	Lumas, Eric M	0.00	2,218.45	2,218.45
7444	08/11/2023	Regular	1001	Bravo, Gabriela D	0.00	2,871.44	2,871.44
7445	08/11/2023	Regular	1084	Ignacio, Fredrick M	0.00	1,755.85	1,755.85
7446	08/11/2023	Regular	1010	Kister, Stephanie L	0.00	2,937.22	2,937.22
7447	08/11/2023	Regular	1017	Locke, Stephanie L	0.00	3,806.73	3,806.73
7448	08/11/2023	Regular	1076	Nguyen, Tricia K	0.00	2,852.88	2,852.88
7449	08/11/2023	Regular	1082	Osborn, Carrie S	0.00	2,127.84	2,127.84
7450	08/11/2023	Regular	1040	Smith, Kyle	0.00	2,834.59	2,834.59
7451	08/11/2023	Regular	7015	Adams, Mary L	0.00	353.71	353.71
7452	08/11/2023	Regular	7020	Anderson, Amy E	0.00	249.34	249.34
7453	08/11/2023	Regular	7022	Eisenhart, Marc A	0.00	124.67	124.67
7454	08/11/2023	Regular	7023	Oglesby, Ian N	0.00	249.34	249.34
7455	08/11/2023	Regular	7019	Paull, Karen P	0.00	374.02	374.02
7456	08/11/2023	Regular	7018	Riley, George T	0.00	249.34	249.34
7457	08/25/2023	Regular	1086	Pacheco, Kristina B	0.00	2,277.86	2,277.86
7458	08/25/2023	Regular	1024	Stoldt, David J	0.00	6,570.71	6,570.71
7459	08/25/2023	Regular	1044	Bennett, Corryn D	0.00	2,533.74	2,533.74
7460	08/25/2023	Regular	1078	Mossbacher, Simona F	0.00	2,411.64	2,411.64
7461	08/25/2023	Regular	1018	Prasad, Suresh	0.00	4,041.75	4,041.75
7462	08/25/2023	Regular	1019	Reyes, Sara C	0.00	2,258.75	2,258.75
7463	08/25/2023	Regular	1083	Silvas Robles, Teresa	0.00	2,198.24	2,198.24
7464	08/25/2023	Regular	1081	Banker-Hix, William C	0.00	2,383.30	2,383.30
7465	08/25/2023	Regular	1042	Hamilton, Maureen C.	0.00	3,615.32	3,615.32
7466	08/25/2023	Regular	1011	Lear, Jonathan P	0.00	4,653.94	4,653.94
7467	08/25/2023	Regular	1012	Lindberg, Thomas L	0.00	2,958.27	2,958.27
7468	08/25/2023	Regular	1080	Steinmetz, Cory S	0.00	2,278.85	2,278.85
7469	08/25/2023	Regular	1045	Atkins, Daniel N	0.00	2,284.14	2,284.14
7470	08/25/2023	Regular	1004	Chaney, Beverly M	0.00	2,948.70	2,948.70
7471	08/25/2023	Regular	1005	Christensen, Thomas T	0.00	3,497.94	3,497.94
7472	08/25/2023	Regular	1007	Hamilton, Cory R	0.00	2,525.80	2,525.80
7473	08/25/2023	Regular	1085	Hettrick, Clyde Marlin	0.00	2,201.96	2,201.96
7474	08/25/2023	Regular	6078	Kneemeyer, Cinthia A	0.00	365.71	365.71
7475	08/25/2023	Regular	1048	Lumas, Eric M	0.00	2,218.45	2,218.45
7476	08/25/2023	Regular	1001	Bravo, Gabriela D	0.00	2,871.43	2,871.43
7477	08/25/2023	Regular	1084	Ignacio, Fredrick M	0.00	1,755.85	1,755.85
7478	08/25/2023	Regular	1010	Kister, Stephanie L	0.00	2,937.22	2,937.22
7479	08/25/2023	Regular	1017	Locke, Stephanie L	0.00	3,806.74	3,806.74
7480	08/25/2023	Regular	1076	Nguyen, Tricia K	0.00	2,395.08	2,395.08
7481	08/25/2023	Regular	1082	Osborn, Carrie S	0.00	2,127.84	2,127.84

Payment Number	Payment Date	Payment Type	Employee Number	Employee Name	Check Amount	Direct Deposit Amount	Total Payment
7482	08/25/2023	Regular	1040	Smith, Kyle	0.00	2,834.59	2,834.59
40796	08/11/2023	Regular	7009	Edwards, Alvin	249.34	0.00	249.34
Total:					249.34	147,350.07	147,599.41



MONTEREY PENINSULA WATER MANAGEMENT DISTRICT
STATEMENT OF REVENUES AND EXPENDITURES
FOR THE MONTH AUGUST 31, 2023

	Mitigation	Conservation	Water Supply	Current Period Activity	Current FY Year-to-Date Actual	Current FY Annual Budget	Prior FY Year-to-Date Actual
REVENUES							
Property taxes	\$ -	\$ -	\$ -	\$ -	\$ -	\$ 2,600,000	\$ -
Water supply charge			-	-	-	3,400,000	(89)
User fees	404,748	152,865	91,027	648,640	1,303,718	6,000,000	-
Mitigation revenue	-			-	-	-	-
PWM Water Sales			-	-	1,241,206	13,275,500	1,956,057
Capacity fees			25,474	25,474	33,667	500,000	64,694
Permit fees	-	20,788		20,788	36,174	198,000	37,435
Investment income	-	-	-	-	77,135	150,000	10,527
Miscellaneous	493	478	523	1,495	1,495	15,000	-
Sub-total district revenues	405,241	174,132	117,025	696,398	2,693,395	26,138,500	2,068,624
Project reimbursements	-	2,814	-	2,814	26,282	1,251,200	51,268
Legal fee reimbursements		300		300	600	16,000	300
Grants	-	-	-	-	62,886	18,940,000	43,028
Recording fees		5,720		5,720	9,350	25,000	8,250
Sub-total reimbursements	-	8,834	-	8,834	99,118	20,232,200	102,846
From Reserves	-	-	-	-	-	2,067,550	-
Total revenues	405,241	182,966	117,025	705,232	2,792,513	48,438,250	2,171,470
EXPENDITURES							
Personnel:							
Salaries	75,442	47,937	96,746	220,125	385,773	2,902,800	377,383
Retirement	7,636	4,986	9,995	22,616	541,194	820,700	557,733
Unemployment Compensation	-	-	-	-	-	10,100	-
Auto Allowance	92	92	277	462	808	6,000	831
Deferred Compensation	165	165	495	825	1,639	10,700	1,205
Temporary Personnel	-	-	-	-	-	10,000	6,264
Workers Comp. Ins.	3,175	263	2,464	5,901	10,312	56,600	10,536
Employee Insurance	16,515	11,690	17,696	45,902	83,256	583,700	73,445
Medicare & FICA Taxes	1,123	687	1,267	3,077	5,628	49,500	6,473
Personnel Recruitment	101	98	107	306	306	8,000	180
Other benefits	33	32	35	100	200	2,000	200
Staff Development	447	433	474	1,354	1,354	26,400	4,140
Sub-total personnel costs	104,729	66,383	129,555	300,667	1,030,470	4,486,500	1,038,390
Services & Supplies:							
Board Member Comp	-	-	-	-	2,025	37,000	4,455
Board Expenses	106	69	90	266	572	8,000	1,197
Rent	838	400	863	2,101	4,202	26,300	3,954
Utilities	920	892	976	2,788	5,772	33,200	3,785
Telephone	1,669	1,247	1,084	4,000	8,316	47,000	8,579
Facility Maintenance	1,024	1,002	1,077	3,104	5,374	55,100	4,874
Bank Charges	191	185	203	579	1,553	25,100	5,565
Office Supplies	342	310	348	1,000	1,023	24,200	5,042
Courier Expense	247	317	262	826	1,473	7,600	1,518
Postage & Shipping	165	160	175	500	500	7,500	831
Equipment Lease	-	-	-	-	872	13,100	1,744
Equip. Repairs & Maintenance	388	376	411	1,175	1,175	5,100	964
Photocopy Expense				-	-	-	-
Printing/Duplicating/Binding	-	-	-	-	-	-	-
IT Supplies/Services	15,711	15,289	16,662	47,662	65,947	260,000	90,277
Operating Supplies	505	2,156	-	2,660	4,331	21,200	633



MONTEREY PENINSULA WATER MANAGEMENT DISTRICT
STATEMENT OF REVENUES AND EXPENDITURES
FOR THE MONTH AUGUST 31, 2023

	Mitigation	Conservation	Water Supply	Current Period Activity	Current FY Year-to-Date Actual	Current FY Annual Budget	Prior FY Year-to-Date Actual
Legal Services	5,671	5,887	13,471	25,029	39,440	400,000	44,827
Professional Fees	7,212	6,994	7,650	21,856	40,887	455,100	24,777
Transportation	1,785	114	544	2,444	6,757	31,000	2,536
Travel	-	-	44	44	44	19,500	513
Meeting Expenses	148	144	157	449	639	19,800	2,721
Insurance	-	-	-	-	-	250,000	28,887
Legal Notices	-	-	-	-	-	2,600	-
Membership Dues	-	-	-	-	893	41,200	583
Public Outreach	528	512	560	1,600	1,600	3,100	40
Assessors Administration Fee	-	-	-	-	-	34,000	-
Miscellaneous	-	-	-	-	-	3,200	-
Sub-total services & supplies costs	37,451	36,055	44,576	118,082	193,393	1,829,900	238,302
Project expenditures	34,580	17,915	1,278,119	1,330,615	2,679,100	36,631,100	2,285,463
Fixed assets	-	-	-	-	-	230,000	11,245
Contingencies	-	-	-	-	-	70,000	-
Election costs	-	-	-	-	-	-	-
Debt service: Principal	-	-	-	-	-	-	-
Debt service: Interest	-	-	-	-	-	-	-
Flood drought reserve	-	-	-	-	-	171,056	-
Capital equipment reserve	-	-	-	-	-	330,300	-
General fund balance	-	-	-	-	-	1,089,394	-
Debt Reserve	-	-	-	-	-	-	-
Pension reserve	-	-	-	-	-	100,000	-
OPEB reserve	-	-	-	-	-	100,000	-
Water Supply Charge Reserve	-	-	-	-	-	3,400,000	-
Other	-	-	-	-	-	-	-
Sub-total other	34,580	17,915	1,278,119	1,330,615	2,679,100	42,121,850	2,296,708
Total expenditures	176,759	120,353	1,452,251	1,749,363	3,902,963	48,438,250	3,573,400
Excess (Deficiency) of revenues over expenditures	\$ 228,482	\$ 62,612	\$ (1,335,226)	\$ (1,044,132)	\$ (1,110,451)	\$ -	\$ (1,401,930)

ITEM: CONSENT CALENDAR**3. CONSIDER ADOPTION OF TREASURER'S REPORT FOR SEPTEMBER 2023****Meeting Date: November 13, 2023 Budgeted: N/A****From: David J. Stoldt, General Manager Program/ Line Item No.: N/A****Prepared By: Suresh Prasad Cost Estimate: N/A****General Counsel Review: N/A****Committee Recommendation: The Finance and Administration Committee considered this item on November 6, 2023 and recommended approval.****CEQA Compliance: This action does not constitute a project as defined by the California Environmental Quality Act Guidelines Section 15378.**

SUMMARY: Exhibit 3-A comprises the Treasurer's Report for September 2023. **Exhibit 3-B** and **Exhibit 3-C** are listings of check disbursements for the period September 1-30, 2023. Checks, virtual checks (AP Automation), direct deposits of employee paychecks, payroll tax deposits, and bank charges resulted in total disbursements for the period in the amount of \$2,362,716.78. There were no conservation rebates paid out during the current period. **Exhibit 3-D** reflects the unaudited version of the financial statements for the month ending September 30, 2023.

RECOMMENDATION: The Finance and Administration Committee recommends that the Board adopt the September 2023 Treasurer's Report and financial statements, and ratification of the disbursements made during the month.

EXHIBITS

- 3-A** Treasurer's Report
- 3-B** Listing of Cash Disbursements-Regular
- 3-C** Listing of Cash Disbursements-Payroll
- 3-D** Financial Statements – Not Available

**MONTEREY PENINSULA WATER MANAGEMENT DISTRICT
TREASURER'S REPORT FOR SEPTEMBER 2023**

<u>Description</u>	<u>Checking</u>	<u>MPWMD Money Market</u>	<u>L.A.I.F.</u>	<u>Multi-Bank Securities</u>	<u>MPWMD Total</u>	<u>PB Reclamation Money Market</u>
Beginning Balance	\$68,875.65	\$4,048,714.63	\$9,901,551.05	\$8,827,348.31	\$22,846,489.64	\$787,785.84
Fee Deposits		1,161,212.34			1,161,212.34	587,720.03
MoCo Tax & WS Chg Installment Pymt					0.00	
Interest Received				25,200.08	25,200.08	
Transfer - Checking/LAIF					0.00	
Transfer - Money Market/LAIF					0.00	
Transfer - Money Market/Checking	3,000,000.00	(3,000,000.00)			0.00	
Transfer - Money Market/Multi-Bank					0.00	
Transfer to CAWD					0.00	(290,000.00)
Voided Checks					0.00	
Bank Corrections/Reversals/Errors					0.00	
Bank Charges/Other	-				0.00	(5.00)
Credit Card Fees	(1,163.50)				(1,163.50)	
Returned Deposits	-				0.00	
Payroll Tax/Benefit Deposits	(133,131.08)				(133,131.08)	
Payroll Checks/Direct Deposits	(148,053.02)				(148,053.02)	
General Checks	(1,440.00)				(1,440.00)	
Rebate Payments	-				0.00	
Bank Draft Payments	(15,211.13)				(15,211.13)	
AP Automation Payments	(2,063,718.05)				(2,063,718.05)	
Ending Balance	\$706,158.87	\$2,209,926.97	\$9,901,551.05	\$8,852,548.39	\$21,670,185.28	\$1,085,500.87

EXHIBIT 3-B

39

Check Report

By Check Number

Date Range: 09/01/2023 - 09/30/2023



Monterey Peninsula Water Management Di

Vendor Number	Vendor Name	Payment Date	Payment Type	Discount Amount	Payment Amount	Number
Bank Code: APBNK	-Bank of America Checking					
	Payment Type: Regular					
01002	Monterey County Clerk	09/08/2023	Regular	0.00	50.00	40799
25463	Middlebury Institute of International Studies	09/26/2023	Regular	0.00	640.00	40800
06746	POSTMASTER	09/29/2023	Regular	0.00	750.00	40801
			Total Regular:	0.00	1,440.00	

Check Report

Date Range: 09/01/2023 - 09/30/2023

Vendor Number	Vendor Name	Payment Date	Payment Type	Discount Amount	Payment Amount	Number
Payment Type: Virtual Payment						
25462	171 Spindrift, LLC, a Delaware Limited Liability C	09/08/2023	Virtual Payment	0.00	225.00	APA003211
00763	ACWA-JPIA	09/08/2023	Virtual Payment	0.00	740.48	APA003212
00767	AFLAC	09/08/2023	Virtual Payment	0.00	771.59	APA003213
01188	Alhambra	09/08/2023	Virtual Payment	0.00	140.88	APA003214
00263	Arlene Tavani	09/08/2023	Virtual Payment	0.00	1,040.00	APA003215
12601	Carmel Valley Ace Hardware	09/08/2023	Virtual Payment	0.00	144.32	APA003216
18734	DeVeera Inc.	09/08/2023	Virtual Payment	0.00	8,916.71	APA003217
18225	DUDEK	09/08/2023	Virtual Payment	0.00	1,993.75	APA003218
00192	Extra Space Storage	09/08/2023	Virtual Payment	0.00	1,251.00	APA003219
21199	G3LA, LLC	09/08/2023	Virtual Payment	0.00	1,500.00	APA003220
02833	Greg James	09/08/2023	Virtual Payment	0.00	804.58	APA003221
00073	Grindstone Sharpening	09/08/2023	Virtual Payment	0.00	44.00	APA003222
00993	Harris Court Business Park	09/08/2023	Virtual Payment	0.00	360.49	APA003223
00993	Harris Court Business Park	09/08/2023	Virtual Payment	0.00	360.77	APA003224
04717	Inder Osahan	09/08/2023	Virtual Payment	0.00	1,413.12	APA003225
05371	June Silva	09/08/2023	Virtual Payment	0.00	732.40	APA003226
05830	Larry Hampson	09/08/2023	Virtual Payment	0.00	1,413.12	APA003227
13431	Lynx Technologies, Inc	09/08/2023	Virtual Payment	0.00	3,750.00	APA003228
00222	M.J. Murphy	09/08/2023	Virtual Payment	0.00	167.27	APA003229
00259	Marina Coast Water District	09/08/2023	Virtual Payment	0.00	2,553.01	APA003230
01012	Mark Dudley	09/08/2023	Virtual Payment	0.00	540.00	APA003231
00242	MBAS	09/08/2023	Virtual Payment	0.00	2,795.00	APA003232
16182	Monterey County Weekly	09/08/2023	Virtual Payment	0.00	970.00	APA003233
00274	Monterey One Water	09/08/2023	Virtual Payment	0.00	603,252.20	APA003234
22201	Montgomery & Associates	09/08/2023	Virtual Payment	0.00	1,998.00	APA003235
13396	Navia Benefit Solutions, Inc.	09/08/2023	Virtual Payment	0.00	852.91	APA003236
23759	Ozark Underground Lab, Inc	09/08/2023	Virtual Payment	0.00	1,406.23	APA003237
00262	Pure H2O	09/08/2023	Virtual Payment	0.00	65.54	APA003238
24871	Radiant Landscaping Inc.	09/08/2023	Virtual Payment	0.00	3,095.00	APA003239
00251	Rick Dickhaut	09/08/2023	Virtual Payment	0.00	540.00	APA003240
04703	Schaaf & Wheeler	09/08/2023	Virtual Payment	0.00	25,632.50	APA003241
19700	Shute, Mihaly & Weinberger LLP	09/08/2023	Virtual Payment	0.00	3,404.74	APA003242
17965	The Maynard Group	09/08/2023	Virtual Payment	0.00	1,495.44	APA003243
00024	Three Amigos Pest Control DBA Central Coast E	09/08/2023	Virtual Payment	0.00	104.00	APA003244
00269	U.S. Bank	09/08/2023	Virtual Payment	0.00	3,745.14	APA003245
18737	U.S. Bank Equipment Finance	09/08/2023	Virtual Payment	0.00	871.81	APA003246
00271	UPEC, Local 792	09/08/2023	Virtual Payment	0.00	1,188.00	APA003247
23550	WellmanAD	09/08/2023	Virtual Payment	0.00	650.00	APA003248
08105	Yolanda Munoz	09/08/2023	Virtual Payment	0.00	1,080.00	APA003249
00767	AFLAC	09/15/2023	Virtual Payment	0.00	771.59	APA003250
00253	AT&T	09/15/2023	Virtual Payment	0.00	1,358.82	APA003251
12601	Carmel Valley Ace Hardware	09/15/2023	Virtual Payment	0.00	121.70	APA003252
17966	Carmel Valley Ironworks, Inc.	09/15/2023	Virtual Payment	0.00	3,000.00	APA003253
06001	Cypress Coast Ford	09/15/2023	Virtual Payment	0.00	118.24	APA003254
18734	DeVeera Inc.	09/15/2023	Virtual Payment	0.00	476.45	APA003255
03964	EWING	09/15/2023	Virtual Payment	0.00	8.60	APA003256
20710	FISHBIO	09/15/2023	Virtual Payment	0.00	3,403.11	APA003257
00222	M.J. Murphy	09/15/2023	Virtual Payment	0.00	85.14	APA003258
00259	Marina Coast Water District	09/15/2023	Virtual Payment	0.00	177.74	APA003259
00223	Martins Irrigation Supply	09/15/2023	Virtual Payment	0.00	147.15	APA003260
00274	Monterey One Water	09/15/2023	Virtual Payment	0.00	1,241,205.62	APA003261
00154	Peninsula Messenger Service	09/15/2023	Virtual Payment	0.00	749.00	APA003262
00755	Peninsula Welding Supply, Inc.	09/15/2023	Virtual Payment	0.00	64.50	APA003263
13394	Regional Government Services	09/15/2023	Virtual Payment	0.00	30.75	APA003264
04709	Sherron Forsgren	09/15/2023	Virtual Payment	0.00	472.32	APA003265
09989	Star Sanitation Services	09/15/2023	Virtual Payment	0.00	117.61	APA003266
04366	Tom Lindberg	09/15/2023	Virtual Payment	0.00	45.95	APA003267
14680	Tope's Tree Service	09/15/2023	Virtual Payment	0.00	6,400.00	APA003268
00225	Trowbridge Enterprises Inc.	09/15/2023	Virtual Payment	0.00	314.64	APA003269
00750	Valley Saw & Garden Equipment	09/15/2023	Virtual Payment	0.00	139.05	APA003270

Check Report

Date Range: 09/01/2023 - 09/30/2023

Vendor Number	Vendor Name	Payment Date	Payment Type	Discount Amount	Payment Amount	Number
00281	CoreLogic Information Solutions, Inc.	09/21/2023	Virtual Payment	0.00	2,155.63	APA003271
06001	Cypress Coast Ford	09/21/2023	Virtual Payment	0.00	126.99	APA003272
00192	Extra Space Storage	09/21/2023	Virtual Payment	0.00	1,251.00	APA003273
00986	Henrietta Stern	09/21/2023	Virtual Payment	0.00	1,413.12	APA003274
03857	Joe Oliver	09/21/2023	Virtual Payment	0.00	705.00	APA003275
00222	M.J. Murphy	09/21/2023	Virtual Payment	0.00	41.55	APA003276
00118	Monterey Bay Carpet & Janitorial Svc	09/21/2023	Virtual Payment	0.00	1,260.00	APA003277
16182	Monterey County Weekly	09/21/2023	Virtual Payment	0.00	970.00	APA003278
13396	Navia Benefit Solutions, Inc.	09/21/2023	Virtual Payment	0.00	752.91	APA003279
00036	Parham Living Trust	09/21/2023	Virtual Payment	0.00	1,700.00	APA003280
04736	Pitney Bowes Global Financial Svc, LLC	09/21/2023	Virtual Payment	0.00	34.22	APA003281
00251	Rick Dickhaut	09/21/2023	Virtual Payment	0.00	540.00	APA003282
20185	The Marketing Department, Inc.	09/21/2023	Virtual Payment	0.00	330.00	APA003283
23550	WellmanAD	09/21/2023	Virtual Payment	0.00	8,425.00	APA003284
08105	Yolanda Munoz	09/21/2023	Virtual Payment	0.00	540.00	APA003285
01188	Alhambra	09/27/2023	Virtual Payment	0.00	231.22	APA003286
12601	Carmel Valley Ace Hardware	09/27/2023	Virtual Payment	0.00	34.89	APA003287
06001	Cypress Coast Ford	09/27/2023	Virtual Payment	0.00	545.74	APA003288
00046	De Lay & Laredo	09/27/2023	Virtual Payment	0.00	39,677.50	APA003289
18225	DUDEK	09/27/2023	Virtual Payment	0.00	2,175.00	APA003290
12655	Graphicsmiths	09/27/2023	Virtual Payment	0.00	289.90	APA003291
00993	Harris Court Business Park	09/27/2023	Virtual Payment	0.00	360.49	APA003292
00993	Harris Court Business Park	09/27/2023	Virtual Payment	0.00	360.77	APA003293
04717	Inder Osahan	09/27/2023	Virtual Payment	0.00	1,413.12	APA003294
00094	John Arriaga	09/27/2023	Virtual Payment	0.00	3,400.00	APA003295
19897	John K. Cohan dba Telemetrix	09/27/2023	Virtual Payment	0.00	2,287.00	APA003296
23552	LoopUp, LLC	09/27/2023	Virtual Payment	0.00	26.58	APA003297
01012	Mark Dudley	09/27/2023	Virtual Payment	0.00	540.00	APA003298
00242	MBAS	09/27/2023	Virtual Payment	0.00	1,185.00	APA003299
00755	Peninsula Welding Supply, Inc.	09/27/2023	Virtual Payment	0.00	131.59	APA003300
04736	Pitney Bowes Global Financial Svc, LLC	09/27/2023	Virtual Payment	0.00	392.41	APA003301
07627	Purchase Power	09/27/2023	Virtual Payment	0.00	500.00	APA003302
09925	QED Environmental Systems	09/27/2023	Virtual Payment	0.00	1,622.53	APA003303
13394	Regional Government Services	09/27/2023	Virtual Payment	0.00	30.75	APA003304
17968	Rutan & Tucker, LLP	09/27/2023	Virtual Payment	0.00	19,680.00	APA003305
04703	Schaaf & Wheeler	09/27/2023	Virtual Payment	0.00	3,792.50	APA003306
00176	Sentry Alarm Systems	09/27/2023	Virtual Payment	0.00	185.50	APA003307
19700	Shute, Mihaly & Weinberger LLP	09/27/2023	Virtual Payment	0.00	14,027.05	APA003308
02838	Solinst Canada Ltd	09/27/2023	Virtual Payment	0.00	2,330.27	APA003309
09989	Star Sanitation Services	09/27/2023	Virtual Payment	0.00	160.03	APA003310
09425	The Ferguson Group LLC	09/27/2023	Virtual Payment	0.00	6,000.00	APA003311
00024	Three Amigos Pest Control DBA Central Coast E	09/27/2023	Virtual Payment	0.00	104.00	APA003312
18737	U.S. Bank Equipment Finance	09/27/2023	Virtual Payment	0.00	871.81	APA003313
Total Virtual Payment:				0.00	2,063,818.05	

Check Report

Date Range: 09/01/2023 - 09/30/2023

Vendor Number	Vendor Name	Payment Date	Payment Type	Discount Amount	Payment Amount	Number
Payment Type: Bank Draft						
00266	I.R.S.	09/08/2023	Bank Draft	0.00	14,178.47	DFT0002985
00266	I.R.S.	09/08/2023	Bank Draft	0.00	3,073.56	DFT0002986
00267	Employment Development Dept.	09/08/2023	Bank Draft	0.00	5,612.61	DFT0002987
00266	I.R.S.	09/08/2023	Bank Draft	0.00	92.76	DFT0002988
00266	I.R.S.	09/08/2023	Bank Draft	0.00	6.81	DFT0002990
00266	I.R.S.	09/08/2023	Bank Draft	0.00	62.68	DFT0002991
00266	I.R.S.	09/08/2023	Bank Draft	0.00	267.84	DFT0002992
00252	Cal-Am Water	09/08/2023	Bank Draft	0.00	78.79	DFT0002994
00252	Cal-Am Water	09/08/2023	Bank Draft	0.00	164.96	DFT0002995
00252	Cal-Am Water	09/08/2023	Bank Draft	0.00	186.27	DFT0002996
00758	FedEx	09/08/2023	Bank Draft	0.00	223.91	DFT0002997
00277	Home Depot Credit Services	09/08/2023	Bank Draft	0.00	367.47	DFT0002998
00282	PG&E	09/08/2023	Bank Draft	0.00	2,338.03	DFT0002999
00282	PG&E	09/08/2023	Bank Draft	0.00	108.41	DFT0003000
18163	Wex Bank	09/08/2023	Bank Draft	0.00	157.72	DFT0003001
00769	Laborers Trust Fund of Northern CA	09/08/2023	Bank Draft	0.00	35,650.00	DFT0003002
00758	FedEx	09/15/2023	Bank Draft	0.00	228.18	DFT0003004
00277	Home Depot Credit Services	09/15/2023	Bank Draft	0.00	381.88	DFT0003005
00282	PG&E	09/15/2023	Bank Draft	0.00	21.95	DFT0003006
00282	PG&E	09/15/2023	Bank Draft	0.00	923.82	DFT0003007
00282	PG&E	09/15/2023	Bank Draft	0.00	26.54	DFT0003008
18163	Wex Bank	09/15/2023	Bank Draft	0.00	1,428.76	DFT0003009
00266	I.R.S.	09/22/2023	Bank Draft	0.00	14,106.94	DFT0003010
00266	I.R.S.	09/22/2023	Bank Draft	0.00	3,137.58	DFT0003011
00267	Employment Development Dept.	09/22/2023	Bank Draft	0.00	5,610.75	DFT0003012
00266	I.R.S.	09/22/2023	Bank Draft	0.00	54.18	DFT0003013
00758	FedEx	09/21/2023	Bank Draft	0.00	171.45	DFT0003014
00277	Home Depot Credit Services	09/21/2023	Bank Draft	0.00	1,149.62	DFT0003015
00768	MissionSquare Retirement- 302617	09/08/2023	Bank Draft	0.00	5,630.97	DFT0003017
00768	MissionSquare Retirement- 302617	09/22/2023	Bank Draft	0.00	5,630.97	DFT0003018
00256	PERS Retirement	09/06/2023	Bank Draft	0.00	20,007.47	DFT0003022
00282	PG&E	09/29/2023	Bank Draft	0.00	2,602.41	DFT0003023
00277	Home Depot Credit Services	09/29/2023	Bank Draft	0.00	361.15	DFT0003024
00221	Verizon Wireless	09/29/2023	Bank Draft	0.00	2,669.15	DFT0003025
18163	Wex Bank	09/29/2023	Bank Draft	0.00	121.97	DFT0003026
00766	Standard Insurance Company	09/25/2023	Bank Draft	0.00	1,498.69	DFT0003027
00256	PERS Retirement	09/20/2023	Bank Draft	0.00	20,007.49	DFT0003048
Total Bank Draft:				0.00	148,342.21	

Payment Type	Bank Code APBNK		Summary	
	Payable Count	Payment Count	Discount	Payment
Regular Checks	3	3	0.00	1,440.00
Manual Checks	0	0	0.00	0.00
Voided Checks	0	0	0.00	0.00
Bank Drafts	64	37	0.00	148,342.21
EFT's	0	0	0.00	0.00
Virtual Payments	164	103	0.00	2,063,818.05
	231	143	0.00	2,213,600.26

All Bank Codes Check Summary

Payment Type	Payable Count	Payment Count	Discount	Payment
Regular Checks	3	3	0.00	1,440.00
Manual Checks	0	0	0.00	0.00
Voided Checks	0	0	0.00	0.00
Bank Drafts	64	37	0.00	148,342.21
EFT's	0	0	0.00	0.00
Virtual Payments	164	103	0.00	2,063,818.05
	231	143	0.00	2,213,600.26

Fund Summary

Fund	Name	Period	Amount
99	POOL CASH FUND	9/2023	2,213,600.26
			2,213,600.26

EXHIBIT 3-C



Monterey Peninsula Water Management District

Payroll Bank Transaction Report

By Payment Number

Date: 9/1/2023 - 9/30/2023

Payroll Set: 01 - Monterey Peninsula Water Management District

Payment Number	Payment Date	Payment Type	Employee Number	Employee Name	Check Amount	Direct Deposit Amount	Total Payment
7483	09/08/2023	Regular	1086	Pacheco, Kristina B	0.00	2,273.60	2,273.60
7484	09/08/2023	Regular	1024	Stoldt, David J	0.00	6,545.45	6,545.45
7485	09/08/2023	Regular	1044	Bennett, Corryn D	0.00	2,533.74	2,533.74
7486	09/08/2023	Regular	1078	Mossbacher, Simona F	0.00	2,411.65	2,411.65
7487	09/08/2023	Regular	1018	Prasad, Suresh	0.00	4,041.75	4,041.75
7488	09/08/2023	Regular	1019	Reyes, Sara C	0.00	2,258.75	2,258.75
7489	09/08/2023	Regular	1083	Silvas Robles, Teresa	0.00	2,198.24	2,198.24
7490	09/08/2023	Regular	1081	Banker-Hix, William C	0.00	2,383.29	2,383.29
7491	09/08/2023	Regular	1042	Hamilton, Maureen C.	0.00	3,615.31	3,615.31
7492	09/08/2023	Regular	1011	Lear, Jonathan P	0.00	4,653.94	4,653.94
7493	09/08/2023	Regular	1012	Lindberg, Thomas L	0.00	2,958.28	2,958.28
7494	09/08/2023	Regular	1080	Steinmetz, Cory S	0.00	2,278.85	2,278.85
7495	09/08/2023	Regular	1045	Atkins, Daniel N	0.00	2,284.15	2,284.15
7496	09/08/2023	Regular	1004	Chaney, Beverly M	0.00	2,948.70	2,948.70
7497	09/08/2023	Regular	1005	Christensen, Thomas T	0.00	3,497.94	3,497.94
7498	09/08/2023	Regular	1007	Hamilton, Cory R	0.00	2,525.80	2,525.80
7499	09/08/2023	Regular	1085	Hettrick, Clyde Marlin	0.00	2,201.96	2,201.96
7500	09/08/2023	Regular	6078	Kneemeyer, Cinthia A	0.00	617.38	617.38
7501	09/08/2023	Regular	1048	Lumas, Eric M	0.00	2,218.45	2,218.45
7502	09/08/2023	Regular	1001	Bravo, Gabriela D	0.00	2,871.42	2,871.42
7503	09/08/2023	Regular	1084	Ignacio, Fredrick M	0.00	1,755.85	1,755.85
7504	09/08/2023	Regular	1010	Kister, Stephanie L	0.00	2,937.22	2,937.22
7505	09/08/2023	Regular	1017	Locke, Stephanie L	0.00	3,806.73	3,806.73
7506	09/08/2023	Regular	1076	Nguyen, Tricia K	0.00	2,395.08	2,395.08
7507	09/08/2023	Regular	1082	Osborn, Carrie S	0.00	2,127.84	2,127.84
7508	09/08/2023	Regular	1040	Smith, Kyle	0.00	2,834.59	2,834.59
7509	09/08/2023	Regular	7015	Adams, Mary L	0.00	242.53	242.53
7510	09/08/2023	Regular	7020	Anderson, Amy E	0.00	498.69	498.69
7511	09/08/2023	Regular	7022	Eisenhart, Marc A	0.00	249.34	249.34
7512	09/08/2023	Regular	7023	Oglesby, Ian N	0.00	124.67	124.67
7513	09/08/2023	Regular	7019	Paull, Karen P	0.00	374.02	374.02
7514	09/08/2023	Regular	7018	Riley, George T	0.00	249.34	249.34
7515	09/22/2023	Regular	1086	Pacheco, Kristina B	0.00	2,273.60	2,273.60
7516	09/22/2023	Regular	1024	Stoldt, David J	0.00	6,472.41	6,472.41
7517	09/22/2023	Regular	1044	Bennett, Corryn D	0.00	2,533.74	2,533.74
7518	09/22/2023	Regular	1078	Mossbacher, Simona F	0.00	2,411.64	2,411.64
7519	09/22/2023	Regular	1018	Prasad, Suresh	0.00	4,041.75	4,041.75
7520	09/22/2023	Regular	1019	Reyes, Sara C	0.00	2,258.74	2,258.74
7521	09/22/2023	Regular	1083	Silvas Robles, Teresa	0.00	2,198.23	2,198.23
7522	09/22/2023	Regular	1081	Banker-Hix, William C	0.00	2,383.30	2,383.30
7523	09/22/2023	Regular	1042	Hamilton, Maureen C.	0.00	3,615.33	3,615.33
7524	09/22/2023	Regular	1011	Lear, Jonathan P	0.00	4,653.94	4,653.94
7525	09/22/2023	Regular	1012	Lindberg, Thomas L	0.00	2,958.28	2,958.28
7526	09/22/2023	Regular	1080	Steinmetz, Cory S	0.00	2,278.85	2,278.85
7527	09/22/2023	Regular	1045	Atkins, Daniel N	0.00	2,284.14	2,284.14
7528	09/22/2023	Regular	1004	Chaney, Beverly M	0.00	2,948.70	2,948.70
7529	09/22/2023	Regular	1005	Christensen, Thomas T	0.00	3,497.94	3,497.94
7530	09/22/2023	Regular	1007	Hamilton, Cory R	0.00	2,525.80	2,525.80
7531	09/22/2023	Regular	1085	Hettrick, Clyde Marlin	0.00	2,201.96	2,201.96
7532	09/22/2023	Regular	6078	Kneemeyer, Cinthia A	0.00	403.57	403.57
7533	09/22/2023	Regular	1048	Lumas, Eric M	0.00	2,218.45	2,218.45
7534	09/22/2023	Regular	1001	Bravo, Gabriela D	0.00	2,871.44	2,871.44
7535	09/22/2023	Regular	1084	Ignacio, Fredrick M	0.00	1,755.85	1,755.85
7536	09/22/2023	Regular	1010	Kister, Stephanie L	0.00	2,937.22	2,937.22
7537	09/22/2023	Regular	1017	Locke, Stephanie L	0.00	3,806.74	3,806.74
7538	09/22/2023	Regular	1076	Nguyen, Tricia K	0.00	2,395.08	2,395.08
7539	09/22/2023	Regular	1082	Osborn, Carrie S	0.00	2,127.84	2,127.84

Payment Number	Payment Date	Payment Type	Employee Number	Employee Name	Check Amount	Direct Deposit Amount	Total Payment
7540	09/22/2023	Regular	1040	Smith, Kyle	0.00	2,834.59	2,834.59
40798	09/08/2023	Regular	7009	Edwards, Alvin	249.34	0.00	249.34
Total:					249.34	147,803.68	148,053.02



MONTEREY PENINSULA WATER MANAGEMENT DISTRICT
STATEMENT OF REVENUES AND EXPENDITURES
FOR THE MONTH SEPTEMBER 30, 2023

	Mitigation	Conservation	Water Supply	Current Period Activity	Current FY Year-to-Date Actual	Current FY Annual Budget	Prior FY Year-to-Date Actual
REVENUES							
Property taxes	\$ -	\$ -	\$ -	\$ -	\$ -	\$ 2,600,000	\$ -
Water supply charge			-	-	-	3,400,000	(89)
User fees	394,908	151,976	92,107	638,992	1,263,792	6,000,000	668,234
Mitigation revenue	-			-	-	-	-
PWM Water Sales			-	-	2,481,600	13,275,500	3,067,727
Capacity fees			35,650	35,650	69,317	500,000	100,416
Permit fees	-	20,961		20,961	57,135	198,000	57,457
Investment income	(8,212)	(12,506)	(5,821)	(26,539)	(26,539)	150,000	5,649
Miscellaneous	94	91	100	286	1,780	15,000	13,647
Sub-total district revenues	386,791	160,523	122,036	669,349	3,847,085	26,138,500	3,913,042
Project reimbursements	275,318	-	-	275,318	332,083	1,251,200	145,488
Legal fee reimbursements		300		300	900	16,000	600
Grants	-	-	-	-	62,886	18,940,000	43,028
Recording fees		5,060		5,060	14,410	25,000	13,530
Sub-total reimbursements	275,318	5,360	-	280,678	410,280	20,232,200	202,646
From Reserves	-	-	-	-	-	2,067,550	-
Total revenues	662,108	165,883	122,036	950,027	4,257,365	48,438,250	4,115,688
EXPENDITURES							
Personnel:							
Salaries	75,813	47,974	96,641	220,428	606,201	2,902,800	585,902
Retirement	7,646	4,861	10,127	22,633	563,828	820,700	576,839
Unemployment Compensation	-	-	-	-	-	10,100	-
Auto Allowance	92	92	277	462	1,269	6,000	1,292
Deferred Compensation	165	165	495	825	2,465	10,700	2,008
Temporary Personnel	-	-	-	-	-	10,000	6,264
Workers Comp. Ins.	3,208	268	2,468	5,944	16,256	56,600	16,065
Employee Insurance	16,866	12,030	18,069	46,965	131,736	583,700	118,751
Medicare & FICA Taxes	1,293	817	1,399	3,510	9,138	49,500	10,010
Personnel Recruitment	-	-	-	-	306	8,000	180
Other benefits	33	32	35	100	300	2,000	300
Staff Development	(78)	72	833	827	2,868	26,400	5,605
Sub-total personnel costs	105,037	66,312	130,345	301,694	1,334,367	4,486,500	1,323,216
Services & Supplies:							
Board Member Comp	1,693	1,693	1,744	5,130	7,155	37,000	6,345
Board Expenses	106	69	90	266	838	8,000	1,563
Rent	838	400	863	2,101	6,303	26,300	5,931
Utilities	1,120	1,086	1,188	3,393	9,165	33,200	9,263
Telephone	1,628	1,266	1,112	4,005	12,249	47,000	12,730
Facility Maintenance	733	715	774	2,222	7,596	55,100	7,348
Bank Charges	384	372	407	1,164	2,717	25,100	7,066
Office Supplies	745	780	704	2,229	3,276	24,200	8,814
Courier Expense	261	253	277	790	2,263	7,600	2,234
Postage & Shipping	-	-	-	-	500	7,500	1,364
Equipment Lease	532	338	428	1,298	2,170	13,100	3,008
Equip. Repairs & Maintenance	46	-	-	46	1,221	5,100	964
Photocopy Expense	-	-	-	-	-	-	-
Printing/Duplicating/Binding	-	-	-	-	-	-	-
IT Supplies/Services	3,016	2,859	3,197	9,072	75,019	260,000	113,516
Operating Supplies	698	1,479	37	2,214	6,459	21,200	633



MONTEREY PENINSULA WATER MANAGEMENT DISTRICT
STATEMENT OF REVENUES AND EXPENDITURES
FOR THE MONTH SEPTEMBER 30, 2023

	Mitigation	Conservation	Water Supply	Current Period Activity	Current FY Year-to-Date Actual	Current FY Annual Budget	Prior FY Year-to-Date Actual
Legal Services	7,332	6,726	33,106	47,165	107,159	400,000	61,663
Professional Fees	11,427	11,081	12,119	34,627	86,694	455,100	37,406
Transportation	4,266	64	551	4,881	12,076	31,000	6,220
Travel	-	-	-	-	85	19,500	8,612
Meeting Expenses	359	348	381	1,088	1,726	19,800	3,170
Insurance	-	-	-	-	-	250,000	43,330
Legal Notices	-	-	-	-	-	2,600	-
Membership Dues	-	-	-	-	893	41,200	1,563
Public Outreach	-	-	-	-	1,600	3,100	40
Assessors Administration Fee	-	-	-	-	-	34,000	-
Miscellaneous	-	-	-	-	-	3,200	-
Sub-total services & supplies costs	35,184	29,528	56,978	121,690	347,165	1,829,900	342,783
Project expenditures	24,888	10,808	54,684	90,381	2,815,539	36,631,100	3,578,041
Fixed assets	-	-	-	-	875	230,000	11,245
Contingencies	-	-	-	-	-	70,000	-
Election costs	-	-	-	-	-	-	-
Debt service: Principal	-	-	-	-	-	-	-
Debt service: Interest	-	-	-	-	-	-	213
Flood drought reserve	-	-	-	-	-	171,056	-
Capital equipment reserve	-	-	-	-	-	330,300	-
General fund balance	-	-	-	-	-	1,089,394	-
Debt Reserve	-	-	-	-	-	-	-
Pension reserve	-	-	-	-	-	100,000	-
OPEB reserve	-	-	-	-	-	100,000	-
Water Supply Charge Reserve	-	-	-	-	-	3,400,000	-
Other	-	-	-	-	-	-	-
Sub-total other	24,888	10,808	54,684	90,381	2,816,414	42,121,850	3,589,499
Total expenditures	165,110	106,648	242,007	513,765	4,497,946	48,438,250	5,255,498
Excess (Deficiency) of revenues over expenditures	\$ 496,999	\$ 59,234	\$ (119,971)	\$ 436,262	\$ (240,581)	\$ -	\$ (1,139,810)

- Interest revenues were (\$26,539), or -70.8% of the budget for the period. Actual interest includes accrual reversals from prior year. Most of the interest income revenue is realized in Quarter 4 of the fiscal year.
- Reimbursements of \$347,393, or 107.5% of the budget. This is based on actual spending and collection of reimbursement project funds.
- Grant revenue of \$62,886, or 1.3% of the budget. Actual amount was lower than budgeted due to grant funded projects being deferred and continued to next quarter.
- The Other revenue category totaled \$1,780, or about 47.5% of the budgeted amount. This category includes reimbursement revenues from legal and other miscellaneous services. Actual collections were higher than anticipated.
- The Reserves category totaled \$0 or about 0.00% of the budgeted amount. This category includes potential use of reserves and the water supply carry forward balance during the fiscal year for which adjustments will be made at the conclusion of the fiscal year.

EXPENDITURES

Expenditure activity as depicted on the expenditure table is similar to patterns seen in past fiscal years. Total expenditures of \$4,497,946 were about 37.1% of the budgeted amount of \$12,109,563 for the period. Variances within the individual expenditure categories are described below:

- Personnel costs of \$1,334,367 were about 119.0% of the budget. This was slightly higher than the anticipated budget due to CalPERS employer portion of the unfunded liability paid upfront for the fiscal year.
- Expenditures for supplies and services were \$347,165, or about 75.9% of the budgeted amount. This was lower than the anticipated budget due to legal and consulting services being lower than anticipated for the current quarter.
- Fixed asset purchases of \$875 represented around 1.5% of the budgeted amount. This was due to some of the fixed asset purchases deferred to next quarter.
- Funds spent for project expenditures were \$2,815,539, or approximately 30.7% of the amount budgeted for the period. This is lower than budgeted due to some of the project spending being deferred to next quarter.
- Contingencies/Other expenditures \$0, or 0% of the budgeted amount. This was due to the contingency budget not spent during this quarter.
- Reserve expenditures of \$0, or 0% of the budgeted amount. This was due to the adjustments made at the conclusion of the fiscal year.

EXHIBITS

4-A Revenue and Expenditure Table

4-B Revenue Graph

4-C Expenditure Graph

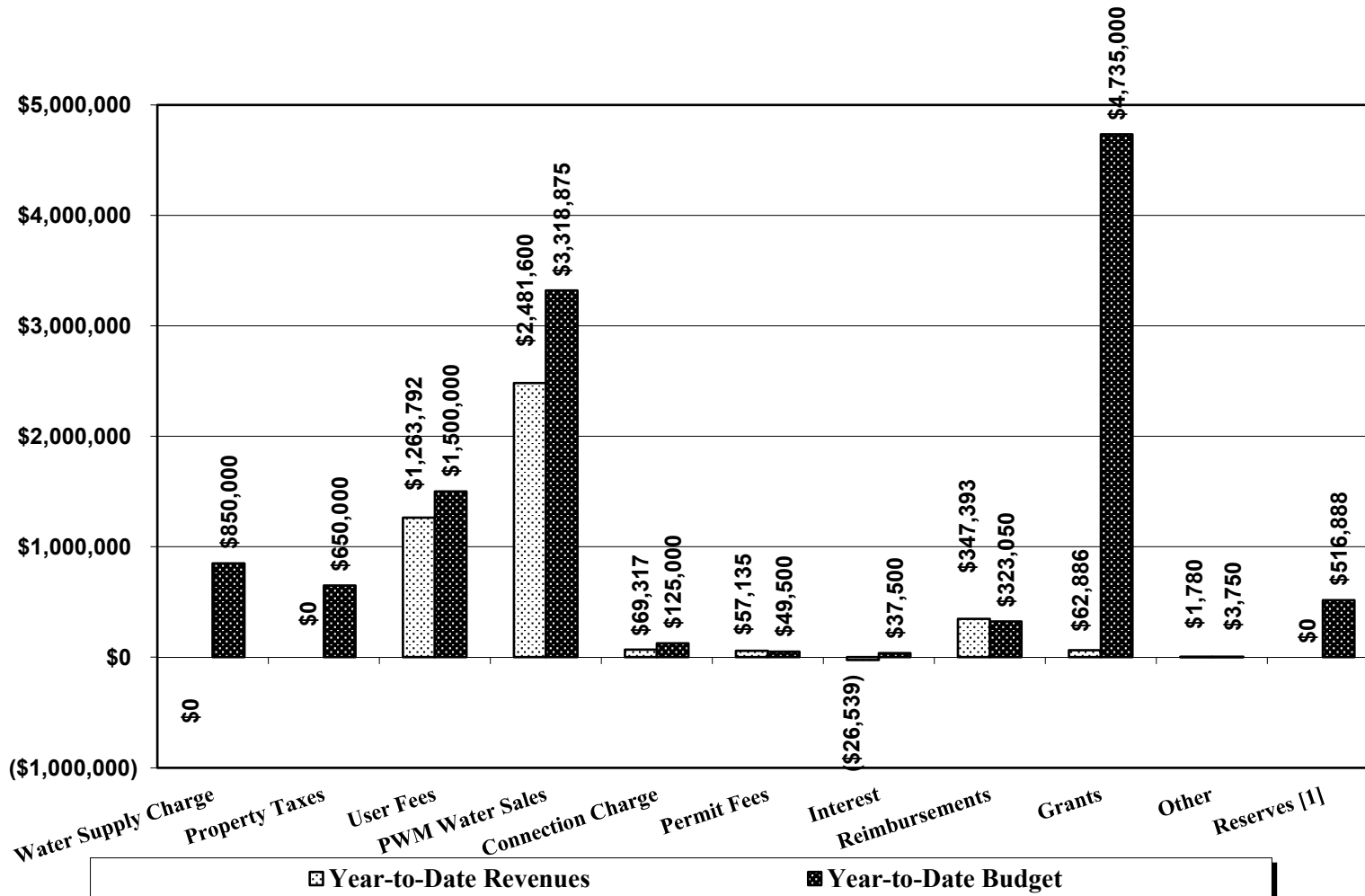
**Monterey Peninsula Water Management District
Financial Activity as of September 30, 2023
Fiscal Year 2023-2024**

	Year-to-Date <u>Revenues</u>	Year-to-Date <u>Budget</u>	<u>Variance</u>	Percent of <u>Budget</u>
Water Supply Charge	\$0	\$850,000	\$850,000	0.0%
Property Taxes	\$0	\$650,000	\$650,000	0.0%
User Fees	\$1,263,792	\$1,500,000	\$236,208	84.3%
PWM Water Sales	\$2,481,600	\$3,318,875	\$837,275	74.8%
Connection Charge	\$69,317	\$125,000	\$55,683	55.5%
Permit Fees	\$57,135	\$49,500	(\$7,635)	115.4%
Interest	(\$26,539)	\$37,500	\$64,039	-70.8%
Reimbursements	\$347,393	\$323,050	(\$24,343)	107.5%
Grants	\$62,886	\$4,735,000	\$4,672,114	1.3%
Other	\$1,780	\$3,750	\$1,970	47.5%
Reserves [1]	\$0	\$516,888	\$516,888	0.0%
Total Revenues	\$4,257,364	\$12,109,563	\$7,852,199	35.2%

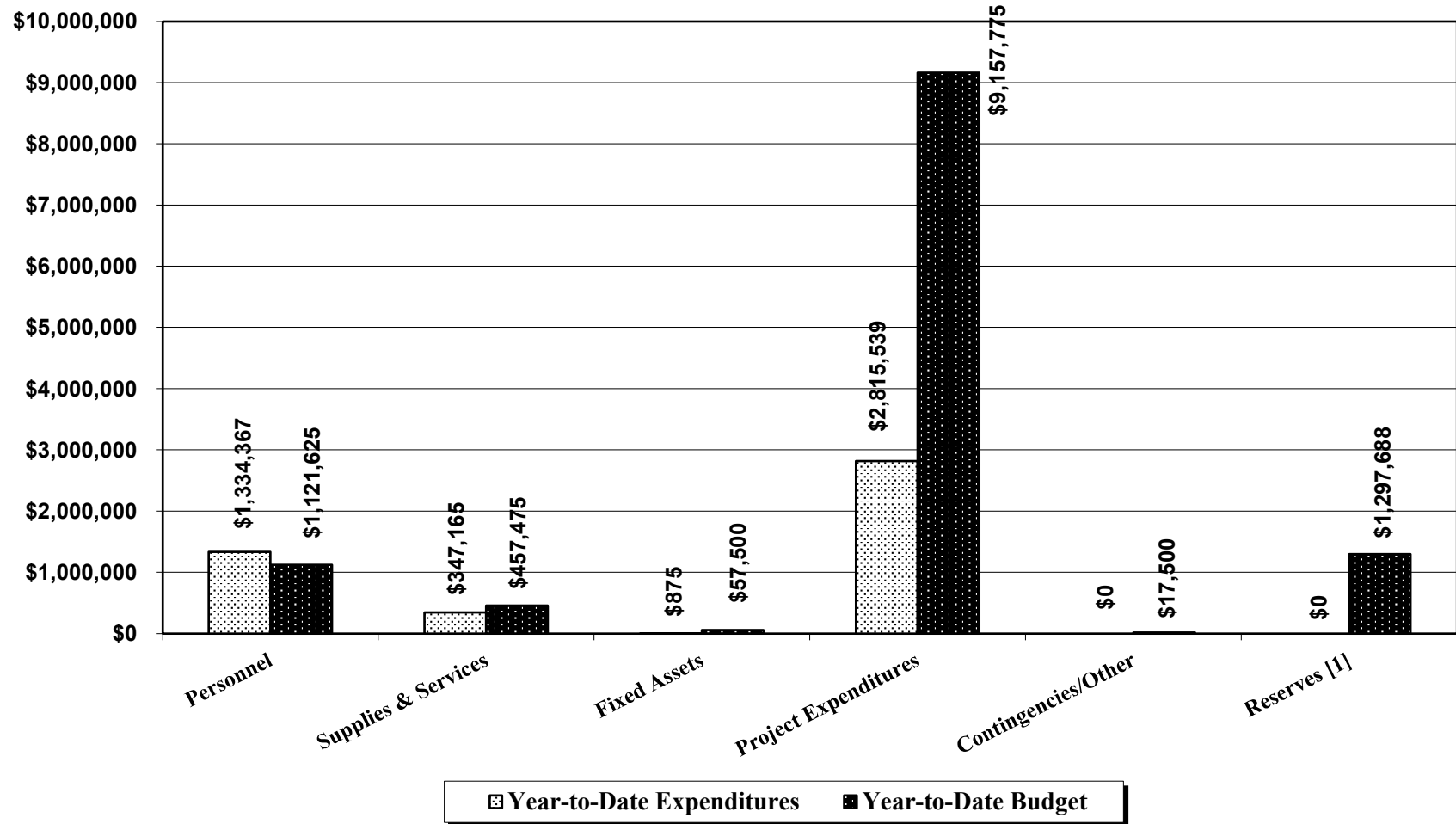
	Year-to-Date <u>Expenditures</u>	Year-to-Date <u>Budget</u>	<u>Variance</u>	Percent of <u>Budget</u>
Personnel	\$1,334,367	\$1,121,625	(\$212,742)	119.0%
Supplies & Services	\$347,165	\$457,475	\$110,310	75.9%
Fixed Assets	\$875	\$57,500	\$56,625	1.5%
Project Expenditures	\$2,815,539	\$9,157,775	\$6,342,236	30.7%
Contingencies/Other	\$0	\$17,500	\$17,500	0.0%
Reserves [1]	\$0	\$1,297,688	\$1,297,688	0.0%
Total Expenditures	\$4,497,946	\$12,109,563	\$7,611,617	37.1%

[1] Budget column includes fund balance, water supply carry forward,
and reserve fund

REVENUES
Fiscal Year Ended September 30, 2023
 Year-to-Date Actual Revenues \$4,257,364
 Year-to-Date Budgeted Revenues \$12,109,563



EXPENDITURES
Fiscal Year Ended September 30, 2023
Year-to-Date Actual Expenditures \$4,497,946
Year-to-Date Budgeted Expenditures \$12,109,563



ITEM: CONSENT CALENDAR**5. CONSIDER APPROVAL OF FIRST QUARTER FISCAL YEAR 2023-2024 INVESTMENT REPORT**

Meeting Date:	November 13, 2023	Budgeted:	N/A
From:	David J. Stoldt, General Manager	Program/ Line Item No.:	N/A
Prepared By:	Suresh Prasad	Cost Estimate:	N/A

General Counsel Review: N/A**Committee Recommendation: The Finance and Administration Committee considered this item on November 6, 2023 and recommended approval.****CEQA Compliance: This action does not constitute a project as defined by the California Environmental Quality Act Guidelines Section 15378.**

SUMMARY: The District's investment policy requires that each quarter the Board of Directors receive and approve a report on investments held by the District. **Exhibit 5-A** is the report for the quarter ending September 30, 2023. District staff has determined that these investments do include sufficient liquid funds to meet anticipated expenditures for the next six months and as a result this portfolio is in compliance with the current District investment policy. This portfolio is also in compliance with the California Government Code, and the permitted investments of Monterey County.

RECOMMENDATION: The Finance and Administration Committee recommends that the Board approve the First Quarter Fiscal Year 2023-2024 Investment Report.

EXHIBIT**5-A** Investment Report as of September 30, 2023

**MONTEREY PENINSULA WATER MANAGEMENT DISTRICT
INVESTMENT REPORT AS OF SEPTEMBER 30, 2023**

MPWMD

Issuing Institution Security Description	Purchase Date	Maturity Date	Cost Basis	Par Value	Market Value	Annual Rate of Return	Portfolio Distribution
Local Agency Investment Fund	09/30/23	10/01/23	\$9,901,551	\$9,901,551	\$9,901,551	3.590%	45.69%
Bank of America:							
Money Market	09/30/23	10/01/23	2,209,927	2,209,927	2,209,927	0.000%	
Checking	09/30/23	10/01/23	706,159	706,159	706,159	0.000%	
			<u>\$2,916,086</u>	<u>\$2,916,086</u>	<u>\$2,916,086</u>		13.46%
Multi-Bank Securities Cash Account	09/30/23	10/01/23	223,548	223,548	223,548	0.000%	
Multi-Securities Bank Securities:							
Interest Bearing Certificate of Deposit	11/28/22	11/28/23	\$250,000	\$250,000	\$249,765	4.850%	
Interest Bearing Certificate of Deposit	11/30/22	11/30/23	\$250,000	\$250,000	\$249,678	4.900%	
Interest Bearing Certificate of Deposit	12/09/22	12/08/23	\$250,000	\$250,000	\$249,720	4.850%	
Interest Bearing Certificate of Deposit	09/28/22	03/28/24	\$250,000	\$250,000	\$248,285	4.050%	
Interest Bearing Certificate of Deposit	04/12/23	04/12/24	\$250,000	\$250,000	\$249,835	5.350%	
Interest Bearing Certificate of Deposit	10/09/21	04/29/24	\$250,000	\$250,000	\$243,055	0.600%	
Interest Bearing Certificate of Deposit	09/30/20	09/30/24	\$249,000	\$249,000	\$236,313	0.400%	
Interest Bearing Certificate of Deposit	03/31/23	09/30/24	\$250,000	\$250,000	\$249,520	5.500%	
Interest Bearing Certificate of Deposit	11/30/21	11/29/24	\$250,000	\$250,000	\$236,475	0.850%	
Interest Bearing Certificate of Deposit	12/07/22	12/09/24	\$250,000	\$250,000	\$247,763	4.900%	
Interest Bearing Certificate of Deposit	03/13/20	03/13/25	\$249,000	\$249,000	\$233,739	1.250%	
Interest Bearing Certificate of Deposit	03/27/23	03/27/25	\$250,000	\$250,000	\$249,318	5.450%	
Interest Bearing Certificate of Deposit	03/30/20	03/31/25	\$248,000	\$248,000	\$233,755	1.600%	
Interest Bearing Certificate of Deposit	04/04/23	04/04/25	\$250,000	\$250,000	\$247,890	5.050%	
Interest Bearing Certificate of Deposit	03/04/22	09/04/25	\$250,000	\$250,000	\$232,478	1.750%	
Interest Bearing Certificate of Deposit	09/22/20	09/22/25	\$249,000	\$249,000	\$225,748	0.550%	
Interest Bearing Certificate of Deposit	05/30/23	05/29/26	\$250,000	\$250,000	\$247,185	5.000%	
Interest Bearing Certificate of Deposit	06/16/21	06/16/26	\$249,000	\$249,000	\$220,507	0.900%	
Interest Bearing Certificate of Deposit	07/14/21	07/14/26	\$250,000	\$250,000	\$221,605	1.000%	
Interest Bearing Certificate of Deposit	07/22/21	07/22/26	\$250,000	\$250,000	\$221,098	0.950%	
Interest Bearing Certificate of Deposit	10/27/21	10/27/26	\$250,000	\$250,000	\$219,358	1.050%	
Interest Bearing Certificate of Deposit	01/07/22	01/07/27	\$250,000	\$250,000	\$221,388	1.500%	
Interest Bearing Certificate of Deposit	05/11/22	05/11/27	\$250,000	\$250,000	\$231,650	3.050%	
Interest Bearing Certificate of Deposit	05/12/22	05/12/27	\$250,000	\$250,000	\$232,860	3.200%	
Interest Bearing Certificate of Deposit	07/12/22	07/12/27	\$245,000	\$245,000	\$228,923	3.350%	
Interest Bearing Certificate of Deposit	09/06/22	09/15/27	\$250,000	\$250,000	\$235,350	3.600%	
Interest Bearing Certificate of Deposit	09/30/22	09/30/27	\$250,000	\$250,000	\$238,740	4.000%	
Interest Bearing Certificate of Deposit	02/10/23	02/10/28	\$250,000	\$250,000	\$240,125	4.250%	
Interest Bearing Certificate of Deposit	03/23/23	03/23/28	\$250,000	\$250,000	\$246,303	4.900%	
Interest Bearing Certificate of Deposit	07/26/23	07/26/28	\$250,000	\$250,000	\$246,908	5.000%	
Interest Bearing Certificate of Deposit	07/26/23	07/26/28	\$250,000	\$250,000	\$246,908	5.000%	
Interest Bearing Certificate of Deposit	08/22/23	08/22/28	\$250,000	\$250,000	\$245,750	4.900%	
			<u>\$7,989,000</u>	<u>\$7,989,000</u>	<u>\$7,627,991</u>	<u>3.238%</u>	36.87%
Multi-Securities Bank Securities:							
U.S. Government Bonds	02/25/21	02/25/26	\$390,000	\$390,000	\$350,446	0.700%	
U.S. Government Bonds	03/10/22	03/10/27	\$250,000	\$250,000	\$229,368	2.500%	
			<u>\$640,000</u>	<u>\$640,000</u>	<u>\$579,814</u>	<u>1.403%</u>	2.95%
TOTAL MPWMD			<u>\$21,670,185</u>	<u>\$21,670,185</u>	<u>\$21,248,990</u>	<u>2.875%</u>	

CAWD/PBCSD WASTEWATER RECLAMATION PROJECT

Issuing Institution Security Description	Purchase Date	Maturity Date	Cost Basis	Par Value	Market Value	Annual Rate of Return	Portfolio Distribution
Bank of America:							
Money Market Fund	09/30/23	10/01/23	1,085,501	1,085,501	\$1,085,501	0.000%	100.00%
TOTAL WASTEWATER RECLAMATION PROJECT			<u>\$1,085,501</u>	<u>\$1,085,501</u>	<u>\$1,085,501</u>	<u>0.000%</u>	

These investments do include sufficient liquid funds to meet anticipated expenditures for the next six months as reflected in the FY 2023-2024 annual budget adopted on June 20, 2023.

ITEM: CONSENT CALENDAR**6. CONSIDER CONVERTING THE ASSOCIATE HYDROLOGIST POSITION TO METER PROGRAM COORDINATOR POSITION**

Meeting Date:	November 13, 2023	Budgeted:	Yes
From:	David J. Stoldt, General Manager	Program/ Line Item No.:	N/A
Prepared By:	Jonathan Lear	Cost Estimate:	Cost Savings of (\$26,900)

General Counsel Approval: N/A**Committee Recommendation: The Finance and Administration Committee reviewed this item on October 5 and November 6, 2023 and recommended approval.****CEQA Compliance: This action does not constitute a project as defined by the California Environmental Quality Act Guidelines Section 15378.**

SUMMARY: The Water Resources Division currently holds the employee positions of Division Manager, Senior Water Resources Engineer, Associate Hydrologist, and two Assistant Hydrologists. On 9/16/23, the employee in Associate Hydrologist Position tendered a letter of resignation and will retire on 12/30/23 after over 35 years of service to the District. This position is classed as a Hydrologist position with a ladder between the Assistant and Associate levels. Currently there are two filled Assistant Hydrologist Positions that are covering the District's hydrologic monitoring, project operations, and supporting the Metering Program. The Associate Hydrologist supports the hydrologic monitoring but primarily is managing the well metering and supporting the technical aspects of the Water System Permitting process.

The Water Resources Division is seeking to convert the Associate Hydrologist position into a Meter Program Coordinator position. The purpose of converting the position is to restructure the Water Resources Division to place the metering program and permit support into one specified position. District rules require metering, inspection of meters, and reporting of water use to the General Manager and Board. Staffing this program with a dedicated employee rather than supporting it with the Hydrologists will provide continuity to the program and better customer support to the public and permitting process. Converting the position would allow the Program to be managed by someone not required to have an education in Hydrology but would provide support under the direction of Hydrologists to the Hydrologic Monitoring Program during busy times when tasks require two employees for safety reasons.

Converting the position has a cost savings of \$26,900 in the second half of FY 2023-2024 due to the difference in salary between the positions. District Staff would like to begin the recruitment process immediately should the conversion of the position be approved so that the outgoing employee and the new employee have some overlap for training. The cost savings identified for the second half of this FY will offset the time when both salaries are being paid. When the District employee in the Associate Hydrologist Positions retires on 12/30/2023, the Associate Hydrologist Position will be sunset.

RECOMMENDATION: The Finance and Administration Committee recommends that the Board convert the Associate Hydrologist Position to Meter Coordinator Position at Range 21 and begin the recruitment process.

BACKGROUND: Tom Lindberg accepted his position as an Assistant Hydrologist at the District on 07/01/1984. Tom tendered his resignation indicating he was retiring from District service effective 12/30/2023. Tom has been a great asset to the District for over 30 years and has helped establish the Districts Aquifer Storage and Recovery Program and managed the Meter Program as required by District Rules. The data his program generates helps to inform water use trends and inform water resources planning. He provided excellent service to the Monterey Peninsula residents.

EXHIBIT

6-A Meter Program Coordinator Job Description

U:\staff\Boardpacket\2023\20231113\Consent Calendar\06\Item-6.docx

EXHIBIT 6-A**MONTEREY PENINSULA WATER MANAGEMENT DISTRICT****METER PROGRAM COORDINATOR**

*Class specifications are intended to present a descriptive list of the range of duties performed by employees in the class. Specifications are **not** intended to reflect all duties performed within the job.*

DEFINITION

Under general direction to plan, organize, coordinate and perform field and office work related to the District Well Metering Program. Maintain Well Registration Program and provide technical support to the Water Demand Division related to Water Distribution System Permitting. To receive and resolve meter reads and questions, provide technical direction related to the Meter Program, and establish field relationships and access agreements with well owners. Monitor acquisition and accuracy of meter reads and follow up with well owners to verify. Lend assistance as needed to the Streamflow, Groundwater, Project Operations, Fisheries, and Riparian Programs. Provide excellent customer service.

DISTINGUISHING CHARACTERISTICS

This single position class is responsible for working independently with some direction to maintain the well reporting program, complete reporting required by District Rules, and technically support the Water Distribution System Permitting process.

SUPERVISION RECEIVED AND EXERCISED

Receives direction from the Water Resources Manager.

ESSENTIAL AND MARGINAL FUNCTION STATEMENTS

The following duties are typical for positions in this classification. Any single position may not perform all of these duties and/or may perform similar related duties not listed here:

Essential Functions:

1. Maintain the well reporting program; distribute, collect and compile annual production reports from all well owners and operators in the District.
2. Perform well registration; maintain current well contact list, receive new permits from County Health Department, mail letters and forms, locate wells on map, assign numbers and reference to assessor parcel number; review well logs; update District database and well files in Property Files.
3. Walks or drives District vehicle to assigned route and reads meters.
4. Delivers and hangs door tags at assigned addresses related to meter reads and well inspections.
5. Works with land owners to establish access to well meters should the well owner want District Staff to read the well meter.
6. Inspects well meter equipment and works with well owners to arrange repairs to maintain working meters on registered wells.

MONTEREY PENINSULA WATER MANAGEMENT DISTRICT
Meter Program Coordinator (*Continued*)

7. Follows up with well owners related to inaccurate meter readings, inaccessible wells, and high consumption.
8. Read water meters on medium and large wells; maintain records on spreadsheet, calculate production and report to General Manager; notify well owners of violations and discrepancies.
9. Assist Fishery Biologists and Technicians; assist with fish rescue operations and population surveys.
10. Assist with high flow streamflow and groundwater programs as needed.
11. Assist Environmental Resources Division; provide training and expertise in the monitoring of riparian and wetland vegetation.
12. Prepare a variety of reports; compose text and develop charts, graphs, and maps.
13. Write letters to well owners to explain the meter program process.
14. Estimate time, materials and equipment required for jobs assigned; requisition materials as required.
15. Respond to public inquiries in a courteous manner; provide information within the area of assignment; resolve complaints in an efficient and timely manner.
16. Serve as District representative on interview panels for other agencies as necessary.
17. Perform related duties and responsibilities as required.

QUALIFICATIONS

Knowledge of:

Operations, services and activities of a well production monitoring program.

A variety of meters and meter reading equipment.

Computer applications related to hydrology including data management, word processing and report writing.

Mathematics and statistics..

Basic drafting methods, techniques and tools.

Proper and safe use of hand and power tools.

Basic carpentry, pipe fitting and cement working techniques.

Laws, regulations, and District rules relating to wells, water distribution, and water production.

Global positioning satellite systems for mapping.

Operation of pumps and water meters.

Occupational hazards and standard safety practices.

Ability to:

Develop and maintain databases and spreadsheets.

Accurately compile and analyze data.

Prepare and interpret maps.

Learn Geographical Information System (GIS) software

Troubleshoot electrical and mechanical equipment.

Utilize a computer terminal for data management, data processing and word processing.

Operate equipment in a safe and effective manner.

Perform instrument calibration.

MONTEREY PENINSULA WATER MANAGEMENT DISTRICT
Meter Program Coordinator (*Continued*)

Use proper techniques to acquire water quality samples.
 Complete chain of custody forms for water quality and biological samples.
 Operate GPS equipment to locate wells and other monitoring sites.
 Work independently in the absence of supervision.
 Understand and follow oral and written instructions.
 Communicate clearly and concisely, both orally and in writing.
 Establish and maintain effective working relationships with those contacted in the course of work.
 Maintain physical condition appropriate to the performance of assigned duties and responsibilities.

Experience and Training Guidelines — *Any combination of experience and training that would likely provide the required knowledge and abilities is qualifying. A typical way to obtain the knowledge and abilities would be:*

Experience

Three years of increasingly responsible water resource management experience.

Training

Equivalent to a Bachelor's degree from an accredited college or university with major course work in hydrology, geology, environmental sciences, engineering or a related field.

License or Certificate:

Possession of, or ability to obtain, an appropriate, valid driver's license.

WORKING CONDITIONS

The conditions herein are representative of those that must be met by an employee to successfully perform the essential functions of this job. Reasonable accommodations may be made to enable individuals with disabilities to perform the essential job functions.

Environmental Conditions:

Office and field environment with some travel to attend meetings; work in and around water; exposure to all types of weather and temperature conditions; exposure to poisonous plants, animals, and/or insects; work closely with others and work alone; irregular work hours; exposure to computer screens, atmospheric conditions, and slippery and uneven conditions; working with machinery. May work alone in extreme weather conditions including heat, wind, and rain.

Physical Conditions:

Essential and marginal functions may require maintaining physical condition necessary for moderate to heavy lifting and carrying; walking, standing and sitting for prolonged periods of time; bending, climbing and reaching; operating motorized vehicles and equipment.

Vision:

See in the normal visual range with or without correction; specific vision abilities required by this job include close and distance vision, color perception and depth perception.

Hearing:

Hear in the normal audio range with or without correction.

ITEM: CONSENT CALENDAR**7. CONSIDER AUTHORIZING CLA-VAL WESTERN REGIONAL SERVICE TO PROCEED WITH FIVE YEAR MAINTENANCE AND SERVICING OF VALVES AT THE SANTA MARGARITA AQUIFER STORAGE & RECOVERY FACILITY**

Meeting Date:	November 13, 2023	Budgeted:	Yes
From:	David J. Stoldt General Manager	Program/	Water Supply Projects, Hydrologic
		Line Item:	1-2-1-B2 (ASR)
Prepared By:	Jonathan Lear	Cost Estimate:	\$8,100

General Counsel Review: N/A**Committee Recommendation: The Finance and Administration Committee considered this item on October 5 and November 6, 2023 and recommended approval.****CEQA Compliance: This action does not constitute a project as defined by the California Environmental Quality Act Guidelines section 15378.**

SUMMARY: Staff proposes to retain CLA-VAL Western Regional Service to service CLA-VAL pressure reducing and pressure sustaining valves at the Santa Margarita Facility. Funds expended to complete this work will be reimbursed to the District through the Aquifer Storage & Recovery Project Management and Operations agreement between the District and California American Water (CAW). The requested amount is larger than the quote to include a 10% contingency for replacement parts that are not covered in the quoted rebuild kits and an estimate for tax. The last service of these valves was June 2017.

RECOMMENDATION: The Finance and Administration Committee recommends that the Board authorize the General Manager to enter into an agreement with CLA-VAL Western Regional Service to complete the five-year maintenance of the CLA-VALs located at the Santa Margarita ASR facility.

BACKGROUND: During the ASR injection season, portions of the CAW Monterey Main System are being used for water storage and transmittance of water diverted from the Carmel River and delivered to the ASR injection facilities. Because the system is also supplying water to CAW customers, it is subject to daily and seasonal variations in customer demand. Changes in demand result in pressure variations to the water delivered at the ASR facilities. Pressure reducing and pressure sustaining valves help to maintain constant injection rates and protect the ASR wells from spikes in system pressure. This equipment requires servicing from approved contractors every five years in order to maintain guarantee of functionality.

In 2017 the CLA-VAL maintenance quote for the Santa Margarita and Seaside Middle School sites was \$9,824.14. The final cost for both sites was \$9,558.49, 3% less than quoted.

EXHIBIT**7-A Quote for Annual service of ASR CLA-VAL infrastructure at the Santa Margarita Facility.**



EXHIBIT 7-A

Cla-Val Co⁶⁹
 24100 Water Street Perris, CA 92570
ServiceNCal@cla-val.com | 855-512-6965
 Salesperson: Alex Martell
Alex.Martell@cla-val.com |
<https://cla-val.com>

Estimate

Parent Account: 6007-0 MONTEREY PENINSULA WATER MANAGEMENT DISTRICT P.O. BOX 85 MONTEREY, CA 93942-0085 United States	Service Account: Monterey Peninsula Water Management District Site 1	Reported By: Cory Steinmetz Phone: Mobile: 831-324-5201 Email: csteinmetz@mpwmd.net
Estimate #: WO-00008188	Estimate Type: Preventative Maintenance	20% Off List Price

DETAILS

12" 58-01

Model	658	Size	10"	
Quantity	Product		Unit Price	Total Amount
1.00	10" Kit, Rubber Rebuild 100 NBR 150/300		\$562.40	\$562.40
1.00	3/8" Kit, Hytrol 100 81-01 S-B		\$106.40	\$106.40
1.00	CRL/55L-60 Kit, Rubber Rebuild H/TQ SB		\$132.80	\$132.80
2.00	O-RING X105 -011 FPM		\$0.80	\$1.60
				\$803.20

12" 58-01 #2

Model	693	Size	10"	
Quantity	Product		Unit Price	Total Amount
1.00	10" Kit, Rubber Rebuild 100 NBR 150/300		\$562.40	\$562.40
1.00	3/8" Kit, Hytrol 100 81-01 S-B		\$106.40	\$106.40
1.00	CRL/55L-60 Kit, Rubber Rebuild H/TQ SB		\$132.80	\$132.80
2.00	O-RING X105 -011 FPM		\$0.80	\$1.60
				\$803.20

8" 93-01

Model	693	Size	6"	
Quantity	Product		Unit Price	Total Amount
1.00	3/8" Kit, Hytrol 100 81-01 S-B		\$106.40	\$106.40
1.00	6" Kit, Rubber Rebuild 100 NBR 150/300		\$314.40	\$314.40
1.00	CRD/CDHS18 Kit, Rubber Rebuild 3/8" SR		\$106.40	\$106.40
				\$527.20

8" 93-01 #2

Model	93	Size	6"	
-------	----	------	----	--

Quantity	Product	Unit Price	Total Amount
1.00	3/8" Kit, Hytrol 100 81-01 S-B	\$106.40	\$106.40
1.00	6" Kit, Rubber Rebuild 100 NBR 150/300	\$314.40	\$314.40
1.00	CRD/CDHS18 Kit, Rubber Rebuild 3/8" SR	\$106.40	\$106.40
			\$527.20

Labor/Travel

Quantity	Product	Unit Price	Total Amount
8.00	Labor, Prevailing Wage 2 People	\$349.00	\$2,792.00
6.00	Travel - 2 People	\$150.00	\$900.00
1.00	Travel Expenses- Lodging & Meals	\$500.00	\$500.00
			\$4,192.00

Pre-Tax Estimate Total: \$6,852.80

NOTES:

For Scheduling, please contact: ServiceNCal@cla-val.com or 951-657-1718

Terms of Service:

1. Provide unobstructed site access for control valve service. This includes valves that are submerged under water, buried partially/completely with dirt, gravel, or other debris.
2. Customer responsible for isolating upstream and downstream isolation valves for zero pressure working conditions and/or draining pipeline if required prior to Cla-Val service arrival.
3. Providing overall safe working environment and notifying Cla-Val Service of potential hazards. (Permit Required Confined Space, Ladder Required For Access, Inside Building, Manhole Access, etc.)
4. Eight inch (8") and larger valves must have access for lifting equipment and/or crane truck to provide lifting assistance.
5. If customer has own lifting equipment (crane, hoist, etc.) customer is responsible for operating lifting equipment.
6. Delays caused by inoperable isolation valves, site access, etc., will be billed at standard labor rates.
7. Estimate does not include wear items, including but not limited to, diaphragm washer, disc retainer, stem/stem nut, valve seat, body, cover, hydraulic pilots, tubing, fittings, and solenoids unless otherwise stated in scope of work or listed in estimate.
8. Work shall occur during normal business hours. Weekend and after hours available for additional fee.
9. Estimate valid for 30 days.
10. Estimate is an approximation and is not guaranteed. Service is billed on actual time and materials.

Terms and Conditions: https://www.cla-val.com/documents/pdf3/CV_Customer_terms.pdf

By agreeing to this Estimate, I am affirming I am authorized to legally obligate the Company/Municipality/Utility/Tribe/Entity/ Organization listed on this Estimate to pay for goods and services provided under this Estimate, regardless of Purchase Order or Contract/Agreement on file. An invoice will follow the Cla-Val Service Report and/or Estimate and will be due upon receipt, unless otherwise explicitly stated on previously established purchase order or agreement. Interest will accrue at the rate of 1% per month from Invoice date.

ITEM: ACTION ITEM**12. CONSIDER RECOMMENDATION TO THE BOARD TO FUND REBATES IN THE CALIFORNIA AMERICAN WATER SYSTEM BETWEEN JANUARY 1, 2024, AND THE AVAILABILITY OF FUNDING FROM THE CALIFORNIA AMERICAN WATER GENERAL RATE CASE**

Meeting Date: November 13, 2023 **Budgeted:** No

From: David J. Stoldt, **Program/** N/A
 General Manager **Line Item No.:**

Prepared By: Stephanie Locke **Cost Estimate:** \$200,000

General Counsel Review: N/A

Committee Recommendation: The Finance and Administration Committee reviewed this item on November 6, 2023, and recommended approval.

CEQA Compliance: This action does not constitute a project as defined by the California Environmental Quality Act Guidelines section 15378.

SUMMARY: The Peninsula's highly successful water saving rebate program is primarily funded by customer collections that are renewed as part of Cal-Am's General Rate Cases (GRC) every three years. The current GRC ends on December 31, 2023. The decision on the 2024-2026 GRC (filed in July 2022) is anticipated in mid-2024. Rather than shutting the Rebate Program down and reducing the current momentum, staff is requesting the Board authorize advance funding from the General Reserve Fund to continue the program until Cal-Am's GRC is approved and funds are available. The District has prefunded rebates in the past three GRCs while awaiting the final decision.

The pending GRC includes \$1.1 million in rebate funding for the Monterey Peninsula for the next three years. Between January 1, 2024, until the GRC is approved with funding for the rebate program, Cal-Am will be collecting only interim rates and is unable to reimburse the District until final approval of the GRC. Although there is a slight risk that rebate funding will not be approved by the CPUC, the program has been funded since 2007.

The District will be funding rebate advances from its general reserve fund. Cal-Am will reimburse the District for the advanced rebates following GRC approval. If authorized by the Board, the District will process and pay rebates up to a maximum of \$200,000 for the first six months of 2024 and invoice Cal-Am for the expenditures when/if they receive GRC approval. Funding for this reimbursable expenditure was not included in the 2023-2024 budget and will be included in the mid-year adjustment. If needed, funding for Fiscal Year 2024-25 will be included in the next budget cycle.

The District/Cal-Am Rebate Program is credited with a significant portion of the water savings since the Cease and Desist Order in 2009 (savings are reported monthly in the Water Conservation Program Report). The program offers extensive and generous rebates that motivate customers to purchase and install water efficient appliances. Shutting the program down until funding is

available would negatively impact the community and the vendors. In 2011, the program was suspended awaiting the 2012 GRC approval. Once funding became available, it took approximately 18 months to achieve current participation levels. Given the urgency of conservation and the Cease and Desist Order (CDO), staff recommends the Board authorize interim funding.

RECOMMENDATION: The Finance and Administration Committee recommends the Board approve interim funding up to \$200,000 through June 2024 for the Rebate Program from the District's general reserve fund. District expenditures for Cal-Am customers will be reimbursed by Cal-Am when a rebate fund is approved in the GRC.

EXHIBIT

None

ITEM: ACTION ITEM**13. CONSIDER AUTHORIZATION OF \$600,000 FOR ACQUISITION OF MONTEREY WATER SYSTEM PHASE IV ACTIVITIES****Meeting Date: November 13, 2023 Budgeted: No****From: David J. Stoldt Program/
General Manager Line Item No.: N/A****Prepared By: David J. Stoldt Cost Estimate: N/A****General Counsel Approval: N/A****Committee Recommendation: N/A****CEQA Compliance: This action does not constitute a project as defined by the California Environmental Quality Act Guidelines section 15378.**

SUMMARY: At its October 10, 2023 meeting the Board adopted Resolution 2023-13 “A Resolution of the Board of Directors of the Monterey Peninsula Water Management District Determining the Public Interest and Necessity and Related Matters Supporting Acquisition of the Monterey Water System Owned by California American Water Company in Monterey County, California,” or the Resolution of Necessity.

Adoption of the Resolution of Necessity leads to the filing of an eminent domain proceeding in the Superior Court. In addition to the legal expenses, the proceeding will open the door to discovery, depositions, site visits and condition assessment, expert testimony, and other needs as yet not fully defined. These activities, up through and including the bench trial regarding the District’s “right to take” are being referred to internally as “Phase IV”. As such, it is necessary to authorize funds and bring the team back together to prepare for and execute the Phase IV activities.

The team of professionals expected to participate in the Phase IV activities are:

- Rutan and Tucker – Special Counsel
- Close & Associates – Operations & Condition Assessment
- Jacobs Engineers – Operations & Condition Assessment
- Raftelis Financial Consultants – Appraisal, Finance, and Rates
- Barclays – Investment Banking

At this time, we will seek to determine what documents (discovery) the District team should seek, what discovery will the District likely be subject to, define roles, how to schedule and handle site inspection, determine who will provide expert testimony, and so forth.

All of the professionals and consultants have worked with the District on earlier phases of the acquisition. At this time, the General Manager is asking for a total authorization of \$600,000 without specific allocation to each firm. The Finance and Administration Committee met November 6, 2023 and initially approved \$400,000 but suggested that staff review its needs and

bring a modified budget to the full Board in hopes to avoid repeated additional increases in authorization.

RECOMMENDATION: The General Manager recommends the Board authorize up to \$600,000 for Phase IV activities related to the acquisition of the Monterey Water System, to be expended only on the 5 firms identified above as directed by the District.

EXHIBITS

None

ITEM: DISCUSSION ITEM**14. UPDATE ON WATER DEMAND BY JURISDICTION**

Meeting Date: November 13, 2023 **Budgeted:** No

From: David J. Stoldt **Program/**
 General Manager **Line Item No.:** N/A

Prepared By: David J. Stoldt **Cost Estimate:** N/A

General Counsel Approval: N/A**Committee Recommendation:** N/A**CEQA Compliance:** This action does not constitute a project as defined by the California Environmental Quality Act Guidelines section 15378.

SUMMARY: The District adopted a Supply and Demand forecast at its September 19, 2022 Board meeting. The forecast was based on the 25-year Association of Monterey Bay Area Governments' (AMBAG) 2022 Regional Growth Forecast, a 25-year model that informs the AMBAG Metropolitan Transportation Plan and is intended to be consistent with the 6th Cycle Regional Housing Needs Allocation (RHNA). The Adopted forecast showed an incremental need of 944 acre-feet (AF) of new supply to meet demand.

While the AMBAG documents purport consistency between the 6th Cycle RHNA Plan 2023-2031, the Metropolitan Transportation Plan, and the Regional Growth Forecast (see **Exhibit 14-A** highlighted sections), upon review of the AMBAG documents District staff discovered some disconnect between RHNA housing numbers and Regional Growth Forecast population numbers. Such inconsistencies are shown below:

Jurisdiction	6 th Cycle RHNA Units Required (2023) by AMBAG	25-Year Population Growth in AMBAG MTP and Regional Growth Forecast 2020-2045
Carmel	349	35
Del Rey Oaks	184	988
Monterey	3,654	1,469
Pacific Grove	1,125	552
Sand City	260	813
Seaside	616	4,779

Further, the County – while not yet completing its 2023-2031 Draft Housing Element – has preliminarily indicated that it will attempt to locate as many as 1,966 housing units within the District's jurisdiction, almost 1,200 of which would be along the Route 68 corridor. Jurisdictions' draft 2023-2031 Housing Elements consistent with the 6th Cycle RHNA are due to be submitted to the State by December, however it is now expected that the County will be late.

While the District typically relies on population rather than housing ("people use water, not

houses”) for its adopted residential water demand forecast, water demand based on proposed housing stock yields slightly different outcomes. Therefore, staff also analyzed the proposed RHNA housing units by capacity for water use, mix of stock per income class, water service provided outside the District and Cal-Am, among other things, as shown in **Exhibit 14-B**.

It may be instructive to look at other assumptions that might change based on the differences between the RHNA target and the AMBAG Regional Growth Forecast population.¹ District Staff presented preliminary analysis to the Water Demand Committee on October 2, 2023. Staff also made certain assumptions about non-residential water use as a result of job growth. Two different residential water demand forecast outcomes, added to the non-residential water demand forecast, will be discussed at the November 13, 2023 Board meeting, and are shown in **Exhibit 14-C**.

To this forecast, the separate needs of the Airport District and the Department of Defense installations must be added. Additional information on those additions is presented in Agenda Item 15.

EXHIBITS

14-A Excerpts of AMBAG Documents 2022 and 2023

14-B Summary of Water Supply Requirements for Housing

14-C Water Required for RHNA Units / Combined Water Demand Forecast

U:\staff\Boardpacket\2023\20231113\Discussion Items\14\Item-14.docx

¹ Note: Jurisdictions that believe they will accomplish their housing buildout much earlier than the 25-year horizon of the AMBAG Regional Growth Forecast have not adequately answered the questions as to how that affects population growth forecasts, what happens to population after the housing is built, is there a mis-match between housing and people, etc?

**Final 6th Cycle Regional Housing Needs
Allocation Plan
2023-2031**

October 2022

Association of Monterey Bay Area Governments



Executive Summary

In August 2021, the California Department of Housing and Community Development (HCD) issued a Regional Housing Need Determination to the AMBAG region for the 6th Cycle planning period of June 30, 2023 to December 15, 2031 and determined that the region must zone to accommodate a minimum of 33,274 housing units during this period. California housing law (Government Code § 65580 et seq.) requires AMBAG, acting in the capacity of Council of Governments (COG), to develop a Regional Housing Needs Allocation (RHNA) Plan to allocate existing and projected housing needs to local jurisdictions within Monterey and Santa Cruz Counties.

Based on the final RHNA Plan, each city and county must update its housing element to demonstrate how the jurisdiction will meet the expected growth in housing need over this period of time. The table below shows the final regional housing need allocation for each jurisdiction in the AMBAG region, broken into four income categories.

Table 1 – RHNA for the AMBAG Region, June 30, 2023 to December 15, 2031

Region	Income Group Totals				RHNA
	Very Low	Low	Mod.	Above Mod.	Total
Region	7,868	5,146	6,167	14,093	33,274
Monterey County					
Carmel-By-The-Sea	113	74	44	118	349
Del Rey Oaks	60	38	24	62	184
Gonzales	173	115	321	657	1,266
Greenfield	101	66	184	379	730
King City	97	63	178	364	702
Marina	94	62	173	356	685
Monterey	1,177	769	462	1,246	3,654
Pacific Grove	362	237	142	384	1,125
Salinas	920	600	1,692	3,462	6,674
Sand City	59	39	49	113	260
Seaside	86	55	156	319	616
Soledad	100	65	183	376	724
Unincorporated Monterey	1,070	700	420	1,136	3,326
Santa Cruz County					
Capitola	430	282	169	455	1,336
Santa Cruz	859	562	709	1,606	3,736
Scotts Valley	392	257	154	417	1,220
Watsonville	283	186	521	1,063	2,053
Unincorporated Santa Cruz	1,492	976	586	1,580	4,634

Timeline

The RHNA Plan is adopted by the AMBAG Board of Directors in Fall 2022. Based on state statutory timelines prescribed in Government Code §65584.04, below are the key milestones dates for the RHNA:

- February 2021 to December 2021 – The Planning Directors Forum, comprised of the planning directors and local government planners for all of the cities and counties in the region, met seven times over eleven months to discuss RHNA and to develop and evaluate draft RHNA methodologies. The AMBAG Board of Directors were informed regularly on the development of the different draft methodologies. As meetings open to the public, these meetings also served as opportunities for the public and advocacy groups to provide comments on the process.
- June 2021 to January 2022 – The Board of Directors met seven times over eight months to review progress on the RHNA methodologies, take input from the Planning Directors Forum, and provide feedback on the process. As meetings open to the public, these meetings also served as opportunities for the public and advocacy groups to provide comments on the process.
- January 12, 2022 – The AMBAG Board of Directors adopted the draft RHNA methodology.
- January – March 2022 – HCD reviews and approves draft methodology.
- April 13, 2022 – Approval of the final RHNA methodology by the AMBAG Board
- April 22, 2022 – Draft RHNA plan released with RHNA allocations by jurisdictions
- April 22 to June 6, 2022 – Local jurisdictions and HCD appeal RHNA allocation within 45 days of release of the draft RHNA plan/allocations
- May 2022 – AMBAG released the final 2045 Metropolitan Transportation Plan/Sustainable Communities Strategy (MTP/SCS) accommodating RHNA
- June 7 to July 22, 2022 - Local jurisdictions and HCD comment on appeals within 45 days of the close of the appeal period
- June 15, 2022 – Adoption of Final 2045 MTP/SCS by AMBAG Board
- August 10, 2022 – AMBAG held public hearing on appeals
- September 14, 2022 – AMBAG made final determination that rejects appeals and directed staff to issue final allocation plan
- September 23, 2022 – AMBAG released Final 2023-31 RHNA Plan
- October 12, 2022 - Adoption of Final 2023-31 RHNA Plan with RHNA allocations by AMBAG Board (scheduled)
- December 15, 2023 - Jurisdiction's 6th Cycle Housing Elements are due to HCD



Monterey Bay 2045 **Moving Forward**

Sustainability.
Mobility.
Accessibility.
Economy.
Social Equity.



2045 Metropolitan Transportation Plan / Sustainable Communities Strategy

Final
June 2022



Monterey Bay 2045
Moving Forward

Sustainability.
Mobility.
Accessibility.
Economy.
Social Equity.

Table 1-2: Population

Geography	2015	2020	2025	2030	2035	2040	2045	Compound Annual Growth Rate	Change Over Forecast Period
AMBAG Region	762,241	774,729	800,726	824,992	842,189	857,828	869,776	0.46%	12.27%
Monterey County	430,310	441,143	452,761	467,068	476,028	483,884	491,443	0.43%	11.40%
Carmel-By-The-Sea	3,854	3,949	3,946	3,954	3,964	3,974	3,984	0.04%	0.89%
Del Rey Oaks	1,663	1,662	1,693	1,734	1,859	2,330	2,650	1.88%	59.45%
Gonzales	8,441	8,506	9,650	13,492	14,630	15,398	15,711	2.48%	84.70%
Greenfield	17,172	18,284	19,342	19,734	19,961	20,202	20,433	0.45%	11.75%
King City	13,736	14,797	15,376	16,101	16,689	16,881	17,064	0.57%	15.32%
Marina	21,057	22,321	23,723	25,126	26,713	28,433	30,044	1.20%	34.60%
Monterey	28,086	28,170	28,044	28,650	29,032	29,342	29,639	0.20%	5.21%
Pacific Grove	15,460	15,265	15,290	15,395	15,530	15,676	15,817	0.14%	3.62%
Salinas	158,059	162,222	166,226	170,459	173,393	175,358	177,128	0.35%	9.19%
Sand City	361	385	430	516	756	1,012	1,198	4.65%	211.17%
Seaside	33,815	33,537	34,497	35,107	35,634	36,582	38,316	0.53%	14.25%
Soledad	24,597	25,301	26,112	26,824	27,697	28,419	29,133	0.57%	15.15%
Balance of County	104,009	106,744	108,432	109,976	110,170	110,277	110,326	0.13%	3.36%
San Benito County	58,138	62,353	69,324	73,778	77,638	80,788	83,366	1.17%	33.70%
Hollister	37,314	40,646	42,604	43,327	44,421	45,345	45,599	0.46%	12.19%
San Juan Bautista	1,945	2,112	2,269	2,315	2,374	2,410	2,436	0.57%	15.34%
Balance of County	18,879	19,595	24,451	28,136	30,843	33,033	35,331	2.39%	80.31%
Santa Cruz County	273,793	271,233	278,641	284,146	288,523	293,156	294,967	0.34%	8.75%
Capitola	10,224	10,108	10,485	10,794	10,957	11,049	11,126	0.38%	10.07%
Santa Cruz	64,223	64,424	68,845	72,218	75,257	78,828	79,534	0.85%	23.45%
Scotts Valley	11,496	11,693	11,718	11,837	11,867	11,868	12,010	0.11%	2.71%
Watsonville	52,410	51,515	52,918	54,270	55,138	55,786	56,344	0.36%	9.37%
Balance of County	134,990	133,493	134,675	135,027	135,304	135,625	135,953	0.07%	1.84%

Source: AMBAG 2022 Regional Growth Forecast

development process faster and easier. The State of California offers grants to accelerate the production of housing and approves legislation that allows for more types of homes, like accessory dwelling units to be built statewide. Regionally, government agencies are considering how to better align housing policies with transportation initiatives because both contribute substantially to the region's cost of living.

The SCS land use pattern accommodates the more than 42,000 new households that will be needed over the next 25 years to serve a projected growth of nearly 108,000 additional people.



The SCS land use pattern addresses the needs of all economic segments of the population. Based on the capacity for planned housing development the region will be able to accommodate the projected housing needs for residents of all income levels.

Regional Housing Needs Allocation

California Housing Element law requires that every eight years, AMBAG shall develop a methodology for distributing projected housing need in four income categories – very low, low, moderate and above moderate – to local jurisdictions in Monterey and Santa Cruz Counties and sets forth a process, objectives and factors to use for that methodology. The Council of San Benito County Governments (SBtCOG) performs this function for San Benito County. This process, the Regional Housing Needs Allocation (RHNA), is coordinated by the California Department of Housing and Community Development (HCD). The 2045 MTP/SCS includes an updated RHNA. The 6th Cycle Regional Housing Needs Determination (RHND) from HCD to AMBAG is 33,274 units. SBtCOG's 6th Cycle RHND is 5,005 units.

In the past, the RHNA was conducted separately from the MTP process. SB 375 now links the RHNA and MTP/SCS processes to better integrate housing, land use, and transportation planning. Integrating processes helps ensure that the state's housing goals are met. The RHNA occurs before each housing element cycle, which SB 375 changed from a five-year to an eight-year cycle.

The AMBAG region received its RHNA Determination (for Monterey and Santa Cruz Counties) from HCD for the housing element cycle (2023-2031). The AMBAG RHNA Plan allocates the RHNA Determination by jurisdiction. (For the San Benito RHNA, refer to SBtCOG's RHNA Plan.) Based on the RHNA Plan each jurisdiction will need to

identify adequate sites to address its RHNA allocations in the four income categories when updating its housing element.

Monterey and Santa Cruz Counties have enough housing capacity to accommodate the RHNA allocations. San Benito County also has the housing capacity to accommodate the RHNA as described in the San Benito RHNA Plan. The allocations do not exceed forecasted growth and can be accommodated through infill and redevelopment. The AMBAG and SBtCOG RHNA Plans are under development and are expected to be consistent with the 2045 MTP/SCS. The 2045 MTP/SCS will be adopted within 18 months of the RHNA planning period and 6th Cycle Housing Element deadline as documented by HCD. This schedule follows the required statutory deadlines.

Meeting GHG Targets

In 2018, CARB set updated targets for lowering GHG in the Monterey Bay region. They call for a three percent reduction, in per capita GHG emissions from passenger vehicles by 2020 (compared with 2005); and a six percent per capita reduction by 2035 through land use and transportation planning.

The 2045 MTP/SCS demonstrates that the Monterey Bay region will meet these targets by focusing housing and employment growth in urbanized areas; protecting sensitive habitat and open space; and investing in a transportation system that provides residents, workers and visitors with transportation options that are more effective and diverse.

In addition, the 2045 MTP/SCS includes economic development strategies to encourage job growth in communities that are currently job poor as well as planning for new housing in communities that are currently job rich help to address the jobs/housing imbalance in the region and reduce vehicle miles traveled. The process to develop the MTP/SCS was based upon modeling these forecasted land use patterns and future transportation networks, along with the use of sustainable development principles that have been standard planning practice in the region for some time, and an extensive public outreach process.

California Environmental Quality Act (CEQA) Streamlining

Provisions in SB 375 include opportunities for streamlining the CEQA process, when certain conditions are met, as an incentive for implementing projects that are consistent with this SCS. Generally, there are two types of projects for which CEQA requirements can be streamlined, once the MPO adopts an MTP/SCS that meet the greenhouse gas targets established by CARB:

- Transit priority projects streamlining
- Residential/mixed use projects streamlining

SB 375 includes specific requirements for the CEQA streamlining. The discussion below provides a general outline of the requirements.

Transit Priority Projects

A Transit Priority Project (TPP) is a project within an Opportunity Area and is eligible for CEQA streamlining if it is:

- Consistent with the SCS;

Executive Summary

As the Metropolitan Planning Organization (MPO), the Association of Monterey Bay Area Governments (AMBAG) carries out many planning functions for the tri-county area including development and maintenance of the regional travel demand model (RTDM), long range transportation planning and programming and acting as a regional forum for dialogue on issues facing the region. Most of AMBAG's projects are carried out in support of these major functions, including but not limited to the regional growth forecast. AMBAG develops the forecast with a horizon year that matches the planning timeline of the Metropolitan Transportation Plan (MTP) and the model years for the Regional Travel Demand Model (RTDM). In addition to informing regional planning processes, the forecast is used by local jurisdictions and special districts to inform local and subregional planning.

The last regional growth forecast was adopted in 2018. AMBAG staff began the process of developing a new forecast in spring 2019. This new forecast is referred to as the 2022 Regional Growth Forecast (2022 RGF).

In preparation for this forecast, AMBAG staff conducted a review of recently completed population, housing and employment forecasts. The results of this review indicated that most of the other MPOs in California are using a methodology that emphasizes employment growth as the primary driver of long-term population change at the regional scale. The traditional approach to forecasting population uses a cohort-component approach that considers three factors: births, deaths and migration. While birth and death data are readily available and trends are relatively predictable over time, migration tends to be much more difficult to track and forecast as it is heavily influenced by political and economic climates. For the development of the new forecast, AMBAG chose to progress towards a more contemporary approach that places a greater emphasis on employment. The assumption is that the economy is a reliable predictor of population growth.

AMBAG implemented an employment-driven forecast model for the first time in the 2014 forecast and contracted with the Population Reference Bureau (PRB) to test and apply the model again for the 2018 RGF and the 2022 RGF. To ensure the reliability of the population projections, PRB compared the employment-driven model results with results from a cohort-component forecast, a growth trend forecast, and the most recent forecast published by the California Department of Finance (DOF). All four models resulted in similar population growth trends. As a result of these reliability tests, AMBAG and PRB chose to implement the employment-driven model again for the 2022 RGF.

To disaggregate the forecast for each jurisdiction, AMBAG and PRB used the most current data available to update a series of shift-share models and replicate the methodology used in the prior forecast.



Summary of Water Supply Requirements for Housing

Typically, a water supply/demand analysis would examine future residential water demand based on population¹, because people use water not houses, but this year is the beginning of the 6th Cycle of the Regional Housing Needs Allocation (RHNA) effort, so this memorandum will focus on how much residential water is needed to meet typical housing needs and the RHNA goals. However, it is important to acknowledge that a full supply and demand forecast such as the District’s 2022 Adopted Supply and Demand Forecast also include non-residential (such as commercial) water needs going forward to meet job growth and economic expansion.

Residential Water Need – What Do Housing Types Use?

The District has a long-established residential fixture unit count methodology that is captured in its Rules and Regulations, Rule 24. The data is statistically based on engineering, design, and plumbing standards for residential housing units, and is updated to current standards regularly. The methodology examines architectural floor plans and determines (“counts”) the number of fixtures in the proposed structure or dwelling unit and, based on the installed fixtures, determines the capacity of the dwelling unit to use water.

For purposes of forecasting future needs, the District has applied its fixture unit counts to determine the following for typical or standard capacity for water use, in acre-feet per unit:

	Acre-Foot Required	Multi-Family: 1 to 2 Bedroom 1 Bathroom	Multi-Family: 2 to 3 Bedroom 2 Bathroom	Single-Family: 1 Master Bath 1 Standard Bath 1 Half-Bath
Standard Bathroom(s)	0.043	0.043	0.086	0.043
Half Bathroom	0.023			0.023
Master Bathroom	0.053			0.053
Kitchen	0.015	0.015	0.015	0.015
Clothes Washer	0.010	0.010	0.010	0.010
Landscaping & Other ²	Varies	(see footnote 2)	(see footnote 2)	0.036
Total per Unit		0.068	0.111	0.180

¹ The District’s Adopted 2022 Supply and Demand Forecast adopted relies upon the AMBAG Regional Growth Forecast 25-year population projection to estimate the annual growth rate in residential water use. Use of RHNA dwelling units will result in a higher number than population estimates.

² “Other” may include other fixtures such as utility sink, bar sink, vegetable sink, bidet, custom tub or showers. Overall project landscaping will be added.

How do these Capacity Factors Apply to RHNA Categories?

RHNA requirements are allocated to four categories of housing based on affordability, but each category may be a mix of housing types. Therefore, the District assumes a mixture of housing types for each category.

RHNA Housing Type Category	Assumption of Housing Mix	Resulting Water Use Factor (AF)
Very Low Income	50% 1-Bath & 50% 2-Bath (100% Multi-Family)	0.0895 AF
Low Income	50% 1-Bath & 50% 2-Bath (100% Multi-Family)	0.0895 AF
Moderate Income	50% Single-Family & 50% Multi-Family	0.1347 AF
Above Moderate	67% Single-Family & 33% Multi-Family	0.1501 AF

Water Required for RHNA Units
by Jurisdiction

	Very Low Income	Low Income	Moderate		Above Moderate		Total Allocation
	100% Multifamily	100% Multifamily	50% Multifamily	50% Singlefamily	33% Multifamily	67% Singlefamily	Total Allocation
Carmel							
# Units	113	74	22	22	39	79	349
Served by Others	0	0	0	0	0	0	0
Net # Units	113	74	22	22	39	79	349
Water per Unit (AF)	0.0895	0.0895	0.0895	0.1800	0.0895	0.1800	
Water Required (AF)	10.11	6.62	1.97	3.96	3.49	14.22	40.38

Del Rey Oaks							
# Units	60	38	12	12	20	42	184
Served by Others	54	28	10	12	18	42	164
Net # Units (note 1)	6	10	2	0	2	0	20
Water per Unit (AF)	0.0895	0.0895	0.0895	0.1800	0.0895	0.1800	
Water Required (AF)	0.54	0.90	0.18	0.00	0.18	0.00	1.79

Monterey							
# Units	1,177	769	231	231	411	835	3,654
Served by Others (note 2)	209	136	41	41	201	409	1,037
Net # Units	968	633	190	190	210	426	2,617
Water per Unit (AF)	0.0895	0.0895	0.0895	0.1800	0.0895	0.1800	
Water Required (AF)	86.67	56.63	17.01	34.21	18.78	76.73	290.03

Pacific Grove							
# Units	362	237	71	71	127	257	1,125
Served by Others	0	0	0	0	0	0	0
Net # Units	362	237	71	71	127	257	1,125
Water per Unit (AF)	0.0895	0.0895	0.0895	0.1800	0.0895	0.1800	
Water Required (AF)	32.40	21.21	6.35	12.78	11.37	46.26	130.37

Sand City							
# Units	59	39	24	25	37	76	260
Served by Others	0	0	0	0	0	0	0
Net # Units	59	39	24	25	37	76	260
Water per Unit (AF)	0.0895	0.0895	0.0895	0.1800	0.0895	0.1800	
Water Required (AF)	5.28	3.49	2.15	4.50	3.31	13.68	32.41

Seaside							
# Units	86	55	78	78	105	214	616
Served by Others	29	32	33	75	55	214	438
Net # Units (note 3)	57	23	45	3	50	0	178
Water per Unit (AF)	0.0895	0.0895	0.0895	0.1800	0.0895	0.1800	
Water Required (AF)	5.10	2.06	4.03	0.54	4.48	0.00	16.20

Unincorporated County (note 4)							
# Units	770	472	160	160	133	271	1,966
Served by Others (note 5)	0	0	34	13	0	178	225
Net # Units	770	472	126	147	133	93	1,741
Water per Unit (AF)	0.0895	0.0895	0.0895	0.1800	0.0895	0.1800	
Water Required (AF)	68.92	42.24	11.28	26.46	11.90	16.74	177.54

Total Water Req'd (AF)	209.02	133.15	42.97	82.45	53.50	167.63	688.72
------------------------	--------	--------	-------	-------	-------	--------	--------

Notes

- (1) Assumes 20 ADUs located in Cal-Am service area; Remaining units located on Lots 1, 1a, K1, and K2 on former Fort Ord served by MCWD. Also assumes 86 units from 4th and 5th Cycle shortfall will be served by others.
- (2) Per Table 3-4 of City of Monterey 2023-31 Housing Element public review draft, 17.72% of very low, low, and moderate located in former Fort Ord served by MCWD (420 out of 2,370 units) and 48.95% of above moderate served by MCWD (1,680 out of 3,432 units).
- (3) Assumes already approved units at The Enclave, Parker Flats, and Campus Town result in only 66 new units (47 very low, 13 low, and 6 moderate) plus 112 ADU units (in all categories, but at 0.0895 AF/unit) are required to meet the RHNA goal. For this analysis, all 178 remaining units are assumed to be located within Cal-Am water service.
- (4) Draft 2023-2031 Housing Element not yet available. This data is based on August 2023 Site Inventory.
- (5) Assumes units served by others:
 - September Ranch - 22 affordable, 73 above moderate
 - Rancho Canada Villages - 118 residential lots and 12 condominiums, (25 units of affordable housing at moderate income level) per County.

Water Required to Meet
30-Year Demand
(in AF)

	Monterey	Pacific Grove	Carmel-by-the-Sea	Seaside	Del Rey Oaks	Sand City	County	TOTAL
Residential - Based on AMBAG Forecast	94	40	5	86	52	53	210	540
Residential - Based on RHNA Housing Elements	290	130	40	16	2	32	178	688
Total Residential Divided by 2	192	85	23	51	27	43	194	614
Non-Residential - Based on AMBAG Forecast	205	22	26	41	4	6	100	404
Total Water Demand in 30 Years	397	107	49	92	31	49	294	1,018

EXHIBIT 15-A**Revised Schedule for Water Allocation Process**

	Item
by October 1	Start CEQA Addendum
by December 1	Letters to Special Entities re Future Plans
December	County Draft Housing Element Available
December 7	Discussion w Water Demand Cttee
January	Technical Advisory Committee meeting
January	MPWMD Board Certifies CEQA Addendum
February	Update Water Demand Committee
February 12	Update to Board
February/March	Technical Advisory Committee meeting
March 18	Update to Board
March/April	Policy Advisory Committee (PAC)
April 15	First Reading of Ordinance
May 20	Second Reading of Ordinance
by August 31	Last Target Date for Flexibility

ITEM: INFORMATIONAL ITEM/STAFF REPORT**16. REPORT ON ACTIVITY/PROGRESS ON CONTRACTS OVER \$25,000****Meeting Date: November 13, 2023 Budgeted: N/A****From: David J. Stoldt, General Manager Program/ Line Item No.: N/A****Prepared By: Suresh Prasad Cost Estimate: N/A****General Counsel Review: N/A****Committee Recommendation: The Finance and Administration Committee reviewed this item on November 6, 2023.****CEQA Compliance: This action does not constitute a project as defined by the California Environmental Quality Act Guidelines Section 15378.**

SUMMARY: Attached for review as **Exhibit 16-A**, monthly status report on contracts over \$25,000 for the period September 2023. This status report is provided for information only, no action is required.

EXHIBIT**16-A** Status on District Open Contracts (over \$25k)

EXHIBIT 16-A

**Monterey Peninsula Water Management District
Status on District Open Contracts (over \$25K)
For The Period September 2023**

Contract	Description	Date Authorized	Contract Amount	Prior Period	Current Period	Total	Expected Completion	Current Period Activity	P.O. Number
				Expended To Date	Spending	Expended To Date			
1	Clifton Larson Allen LLP	Audit for FYE 06/30/2023	8/21/2023	\$ 64,000.00	\$ -	\$ 18,900.00	\$ 18,900.00	Current period billing for audit services	PO03541
2	Rincon Consultants, Inc.	Environmental Consulting Services for Water Allocation	5/25/2023	\$ 29,000.00	\$ -	\$ 21,944.25	\$ 21,944.25	Current period billing for water allocation consulting services	PO03525
3	Regional Government Services	HR Contracted Services for FY 2023-2024	6/20/2023	\$ 25,000.00	\$ 61.50	\$ 3,476.63	\$ 3,538.13	Current period billing for HR contract services	PO03499
4	Tyler Technologies	Incode Software Maintenance 09/2023-08/2024	6/20/2023	\$ 33,266.25	\$ 32,673.11		\$ 32,673.11		PO03476
5	Schaaf & Wheeler	Drawing Support Services	4/23/2023	\$ 30,000.00	\$ 6,752.50		\$ 6,752.50		PO03474
6	Lynx Technologies, Inc	GIS Consultant Contract for 2023-2024	6/20/2023	\$ 35,000.00	\$ 5,475.00	\$ 3,375.00	\$ 8,850.00	Current period billing for GIS services	PO03475
7	DeVeera Inc.	IT Managed Services Contract FY 2023-2024	6/15/2020	\$ 62,500.00	\$ 10,384.00	\$ 5,192.00	\$ 15,576.00	Current period billing for IT managed services	PO03433
8	JEA & Associates	Legislative and Administrative Services - FY 2022-2023	6/20/2023	\$ 40,800.00	\$ 6,800.00	\$ 3,400.00	\$ 10,200.00	Current period retainer billing	PO03412
9	The Ferguson Group LLC	Contract for Legislative Services for FY 2023-2024	6/20/2023	\$ 72,000.00	\$ 12,034.54	\$ 6,000.00	\$ 18,034.54	Current period retainer billing	PO03411
10	Montgomery & Associates	Annual Groundwater Modeling Support	6/20/2023	\$ 55,000.00	\$ -		\$ -		PO03408
11	Maggiara Bros. Drilling, Inc	ASR Support from Maggiara Bros for Well Work	6/20/2023	\$ 50,000.00	\$ -		\$ -		PO03407
12	Pueblo Water Resources, Inc.	ASR Operations Support	6/20/2023	\$ 25,000.00	\$ -		\$ -		PO03406
13	CSC	Recording Fees	7/1/2023	\$ 50,000.00	\$ 10,000.00		\$ 10,000.00		PO03402
14	WellmanAD	Public Outreach Consultant	7/1/2023	\$ 94,500.00	\$ 15,850.00	\$ 7,875.00	\$ 23,725.00	Current period payment for public outreach retainer	PO03380
15	Montgomery & Associates	Tularcitos ASR Feasibility Study	3/20/2023	\$ 119,200.00	\$ 14,642.00		\$ 14,642.00		PO03368
16	Kevin Robert Knapp	Surface Water Data Portal	11/14/2022	\$ 27,730.00	\$ 20,183.31		\$ 20,183.31		PO03302
17	City of Monterey	MPWMD Local Water Project Development Grant	10/17/2022	\$ 25,000.00	\$ 14,955.50		\$ 14,955.50		PO03242
18	DeVeera Inc.	HP Smart Array 2062 SAN Server	12/12/2022	\$ 160,000.00	\$ 157,273.63		\$ 157,273.63		PO03222
19	DeVeera Inc.	Board Conference Room A/V Upgrade	12/12/2022	\$ 30,000.00	\$ 19,012.00		\$ 19,012.00		PO03221
20	Access Monterey Peninsula	Board Conference Room A/V Upgrade	12/12/2022	\$ 25,000.00	\$ 24,383.71		\$ 24,383.71		PO03220
21	Tyman Construction Inc.	Sleepy Hollow Rearing Channel Rehabilitation	11/14/2022	\$ 757,000.00	\$ 710,908.75		\$ 710,908.75		PO03195
22	Montgomery & Associates	Annual Groundwater Modeling Support	6/20/2022	\$ 50,000.00	\$ 7,957.00		\$ 7,957.00		PO03193
23	Telemetrix	Consultant Services for Sleepy Hollow Facility	6/20/2022	\$ 27,060.00	\$ 24,554.64		\$ 24,554.64		PO03121
24	ETech Consulting, LLC	Accela Improvements	5/16/2022	\$ 52,000.00	\$ 51,000.00		\$ 51,000.00		PO02969
25	De Lay & Laredo	Measure J/Rule 19.8 Appraisal/Water Rights Phase 3	8/15/2022	\$ 75,000.00	\$ 45,490.46		\$ 45,490.46		PO03113
26	De Lay & Laredo	Measure J/Rule 19.8 Appraisal/Real Estate Phase 3	8/15/2022	\$ 80,000.00	\$ 53,309.64		\$ 53,309.64		PO03112

**Monterey Peninsula Water Management District
Status on District Open Contracts (over \$25K)
For The Period September 2023**

Contract	Description	Date Authorized	Contract Amount	Prior Period		Total		Expected Completion	Current Period Activity	P.O. Number
				Expended To Date	Current Period Spending	Expended To Date	Expended To Date			
27	Rutan & Tucker, LLP	Measure J/Rule 19.8 Eminent Domain Phase 3	\$ 175,000.00	\$ 47,771.60	\$ 11,086.74	\$ 58,858.34		Current period billing for Measure J legal services	PO03110	
28	Regional Government Services	HR Contracted Services for FY 2022-2023	\$ 35,000.00	\$ 8,657.15		\$ 8,657.15			PO03047	
29	Monterey One Water	PWM Expansion Project Amd #6	\$ 1,200,000.00	\$ 909,545.39		\$ 909,545.39			PO03042	
30	Martin B. Feeney, PG, CHG	Installation of sampling pump in Paralta Test for RWQCB Permit Sampling	\$ 30,000.00	\$ 29,915.69		\$ 29,915.69			PO03040	
31	DeVeera Inc.	BDR Datto Services Contract FY 2022-2024	\$ 32,940.00	\$ 28,548.00	\$ 2,196.00	\$ 30,744.00		Current period billing for IT backup services	PO03027	
32	CSC	Recording Fees	\$ 50,000.00	\$ 30,000.00		\$ 30,000.00			PO03010	
33	MBAS	ASR Water Quality FY 2022-2023	\$ 40,000.00	\$ 14,202.00		\$ 14,202.00			PO02982	
34	Monterey Peninsula Engineering	Install quarantine tanks at the Sleepy Hollow facility	\$ 262,500.00	\$ 227,855.12		\$ 227,855.12			PO02967	
35	City of Sand City	IRWM Grant Reimbursement	\$ 1,084,322.50	\$ 19,554.85		\$ 19,554.85			PO03093	
36	Marina Coast Water District	IRWM Grant Reimbursement	\$ 83,079.00	\$ 42,375.00		\$ 42,375.00			PO02947	
37	City of Seaside	IRWM Grant Reimbursement	\$ 578,987.90	\$ 442,866.17		\$ 442,866.17			PO02948	
38	Montgomery & Associates	Annual Groundwater Modeling support	\$ 50,000.00	\$ 39,653.00		\$ 39,653.00			PO02849	
39	DUDEK	Grant administration services for the Proposition 1 IRWM Implementation	\$ 114,960.00	\$ 42,628.75	\$ 2,175.00	\$ 44,803.75		Current period billing for Prop 1 IRWM grant administration services	PO02847	
40	Shute, Mihaly & Weinberger LLP	Measure J LAFCO Litigation Legal Services	\$ 400,000.00	\$ 343,894.10		\$ 343,894.10			PO02843	
41	Reiff Manufacturing	Quarantine tanks with for the Sleepy Hollow steelhead facility	\$ 48,000.00	\$ 40,350.00		\$ 40,350.00			PO02824	
42	Tetra Tech, Inc.	Engineering services Sleepy Hollow Facility Upgrade	\$ 67,500.00	\$ 45,493.64	\$ 615.00	\$ 46,108.64		Current period billing for sleepy hollow engineering services	PO02693	
43	Monterey One Water	PWM Deep Injection Well #4 Design/Construction	\$ 4,070,000.00	\$ 1,839,650.64		\$ 1,839,650.64			PO02604	
44	Goodin, MacBride, Squeri & Day, LLP	Legal Fee Related MPWSP	\$ 50,000.00	\$ 29,848.31		\$ 29,848.31			PO02601	
45	Local Agency Formation Commission (LAFCO) of Monterey County	Measure J/Rule 19.8 MPWMD LAFCO Application Proces	\$ 232,800.00	\$ 210,584.62		\$ 210,584.62			PO02598	
46	Shute, Mihaly & Weinberger LLP	Measure J CEQA Litigation Legal Services	\$ 200,000.00	\$ 140,933.56		\$ 140,933.56			PO02490	
47	Weston Solutions, Inc.	UXO Support Services	\$ 26,378.70	\$ 6,521.66		\$ 6,521.66			PO02371	
48	Denise Duffy & Assoc. Inc.	CEQA addendum for ASR Parallel Pipeline	\$ 28,567.00	\$ 25,970.44		\$ 25,970.44			PO02363	
49	Norton Rose Fulbright	Cal-Am Desal Structuring & Financing Order	\$ 307,103.13	\$ 38,557.29		\$ 38,557.29			PO02197	
50	Pueblo Water Resources, Inc.	ASR SMWTF Engineering Services During Construction	\$ 148,100.00	\$ 142,709.87		\$ 142,709.87			PO02163	
51	U.S. Bank Equipment Finance	Copier machine leasing - 60 months	\$ 52,300.00	\$ 41,092.70	\$ 1,743.62	\$ 42,836.32	6/30/2024	Current period billing for photocopy machine lease	PO02108	
52	Monterey One Water	Supplemental EIR Costs for PWM Expansion Project	\$ 750,000.00	\$ 731,336.70		\$ 731,336.70			PO02095	

Monterey Peninsula Water Management District
Status on District Open Contracts (over \$25K)
For The Period September 2023

Contract	Description	Date Authorized	Contract Amount	Prior Period	Current Period	Total	Expected Completion	Current Period Activity	P.O. Number	
				Expended To Date	Spending	Expended To Date				
53	Monterey One Water	Pre-Construction Costs for PWM Expansion Project	11/13/2017	\$ 360,000.00	\$ 312,617.94		\$ 312,617.94			PO02094
54	DUDEK	Consulting Services for Prop 1 grant proposal	4/15/2019	\$ 95,600.00	\$ 94,315.05		\$ 94,315.05			PO01986
55	Denise Duffy & Associates	Consulting Services IRWM plan update	12/17/2018	\$ 55,000.00	\$ 53,322.32		\$ 53,322.32			PO01985
56	Tetra Tech, Inc.	Engineering services Sleepy Hollow Facility Upgrade	7/16/2018	\$ 30,000.00	\$ 26,878.87		\$ 26,878.87			PO01880
57	Ecology Action of Santa Cruz	IRWM HEART Grant	4/16/2018	\$ 152,600.00	\$ 86,362.33		\$ 86,362.33			PO01824
58	Pueblo Water Resources, Inc.	ASR Backflush Basin Expansion, CM services	7/16/2018	\$ 96,034.00	\$ 68,919.39		\$ 68,919.39			PO01778
59	Colantuono, Highsmith, & Whatley, PC	MPTA Legal Matter	7/1/2018	\$ 250,000.00	\$ 211,704.68	\$ 21,722.75	\$ 233,427.43		Current period billing for MPTA legal matter	PO01707
60	Pueblo Water Resources, Inc.	Seaside Groundwater Basin Geochemical Study	1/24/2018	\$ 68,679.00	\$ 57,168.85		\$ 57,168.85			PO01628
61	Pueblo Water Resources, Inc.	SSAP Water Quality Study	8/21/2017	\$ 94,437.70	\$ 44,318.11		\$ 44,318.11			PO01510
62	Denise Duffy & Assoc. Inc.	MMRP Services for Monterey Pipeline	1/25/2017	\$ 80,000.00	\$ 73,144.06		\$ 73,144.06			PO01202
63	Goodin,MacBride,Squeri,Day,Lamprey	User Fee PUC Proceedings Legal Fee	7/1/2016	\$ 50,000.00	\$ 49,318.05		\$ 49,318.05	6/30/2023		PO01100

ITEM: INFORMATIONAL ITEM/STAFF REPORT**17. STATUS REPORT ON MEASURE J/RULE 19.8 PHASE III/IV SPENDING****Meeting Date: November 13, 2023 Budgeted: N/A****From: David J. Stoldt, General Manager Program/ Line Item No.: N/A****Prepared By: Suresh Prasad Cost Estimate: N/A****General Counsel Review: N/A****Committee Recommendation: The Finance and Administration Committee reviewed this item on November 6, 2023.****CEQA Compliance: This action does not constitute a project as defined by the California Environmental Quality Act Guidelines Section 15378.**

SUMMARY: Attached for review as **Exhibit 17-A** is, the monthly status report on Measure J/Rule 19.8 spending for the period September 2023. This status report is provided for information only, no action is required.**EXHIBIT****17-A Status on Measure J/Rule 19.8 Phase III/IV Spending**

**Monterey Peninsula Water Management District
Status on Measure J/Rule 19.8 Spending Phase IV
Through September 2023**

Contract	Date Authorized	Contract/Approved Amount	Prior Period Spending	Current Period Spending	Total Expended To Date	Spending Remaining	Project No.
1 Eminent Domain Legal Counsel	12/16/2019	\$ -	\$ -		\$ -	\$ -	PA00009-01
2 Appraisal Services	12/16/2019	\$ 20,000.00	\$ 10,629.00	\$ 720.00	\$ 11,349.00	\$ 8,651.00	PA00009-03
3 District Legal Counsel	12/16/2019	\$ -	\$ -	\$ 5,557.50	\$ 5,557.50	\$ (5,557.50)	PA00009-05
4 Contingency/Miscellaneous	12/16/2019	\$ -	\$ -		\$ -	\$ -	PA00007-20
Total		\$ 20,000.00	\$ 10,629.00	\$ 6,277.50	\$ 16,906.50	\$ 3,093.50	

**Monterey Peninsula Water Management District
Status on Measure J/Rule 19.8 Spending Phase III
Through September 2023**

Contract	Date Authorized	Contract/Approved Amount	Prior Period Spending	Current Period Spending	Total Expended To Date	Spending Remaining	Project No.
1 Eminent Domain Legal Counsel	12/16/2019	\$ 200,000.00	\$ 186,162.16	\$ 11,086.74	\$ 197,248.90	\$ 2,751.10	PA00007-01
2 Appraisal Services	12/16/2019	\$ 220,000.00	\$ 220,000.75		\$ 220,000.75	\$ (0.75)	PA00007-03
3 District Legal Counsel	12/16/2019	\$ 100,000.00	\$ 46,361.50		\$ 46,361.50	\$ 53,638.50	PA00007-05
4 Real Estate Appraiser	12/16/2019	\$ 80,000.00	\$ 53,309.64		\$ 53,309.64	\$ 26,690.36	PA00007-06
Legal Assistance Oderman			\$ -	\$ 9,728.00			PA00007-07
5 Water Rights Appraisal	12/16/2019	\$ 75,000.00	\$ 45,490.46		\$ 45,490.46	\$ 29,509.54	PA00007-10
6 Contingency/Miscellaneous	12/16/2019	\$ -	\$ -		\$ -	\$ -	PA00007-20
Total		\$ 675,000.00	\$ 551,324.51	\$ 20,814.74	\$ 562,411.25	\$ 112,588.75	

1 Measure J CEQA Litigation Legal Services	12/23/2020	\$ 200,000.00	\$ 140,303.06		\$ 140,303.06	\$ 59,696.94	PA00005-15
--	------------	---------------	---------------	--	---------------	--------------	------------

1	Measure J LAFCO Litigation Legal Services	1/1/2022	\$ 250,000.00	\$ 198,126.33		\$ 198,126.33	\$ 51,873.67	PA00005-16
---	---	----------	---------------	---------------	--	---------------	--------------	------------

**Monterey Peninsula Water Management District
Status on Measure J/Rule 19.8 Spending Phase II
Through September 2022**

	Contract	Date Authorized	Contract/Approved Amount	Prior Period Spending	Current Period Spending	Total Expended To Date	Spending Remaining	Project No.
1	Eminent Domain Legal Counsel	12/16/2019	\$ 345,000.00	\$ 168,265.94		\$ 168,265.94	\$ 176,734.06	PA00005-01
2	CEQA Work	12/16/2019	\$ 134,928.00	\$ 134,779.54		\$ 134,779.54	\$ 148.46	PA00005-02
3	Appraisal Services	12/16/2019	\$ 430,000.00	\$ 188,683.75		\$ 188,683.75	\$ 241,316.25	PA00005-03
4	Operations Plan	12/16/2019	\$ 145,000.00	\$ 94,860.00		\$ 94,860.00	\$ 50,140.00	PA00005-04
5	District Legal Counsel	12/16/2019	\$ 40,000.00	\$ 162,254.16		\$ 162,254.16	\$ (122,254.16)	PA00005-05
6	MAI Appraiser	12/16/2019	\$ 170,000.00	\$ 76,032.00		\$ 76,032.00	\$ 93,968.00	PA00005-06
7	Jacobs Engineering	12/16/2019	\$ 87,000.00	\$ 86,977.36		\$ 86,977.36	\$ 22.64	PA00005-07
8	LAFCO Process	12/16/2019	\$ 240,000.00	\$ 217,784.62		\$ 217,784.62	\$ 22,215.38	PA00005-08
8	PSOMAS	9/20/2021	\$ 28,000.00	\$ 25,308.49		\$ 25,308.49	\$ 2,691.51	PA00005-09
9	Contingency/Miscellaneous/Uncommitted	12/16/2019	\$ 289,072.00	\$ 39,298.59		\$ 39,298.59	\$ 249,773.41	PA00005-20
	Total		\$ 1,909,000.00	\$ 1,194,244.45	\$ -	\$ 1,194,244.45	\$ 714,755.55	

**Phase I Costs
Status on Measure J/Rule 19.8 Spending
Through November 2019**

	Contract	Date Authorized	Contract Amount	Prior Period Spending	Current Period Spending	Total Expended To Date	Spending Remaining	Project No.
1	Eminent Domain Legal Counsel	12/17/2018	\$ 100,000.00	\$ 148,802.21	\$ 12,195.95	\$ 160,998.16	\$ (60,998.16)	PA00002-01

2	Investment Banking Services	2/21/2019	\$ 30,000.00	\$ -	\$ 27,000.00	\$ 27,000.00	\$ 3,000.00	PA00002-02
3	Valuation & Cost of Service Study Consulta	2/21/2019	\$ 355,000.00	\$ 247,690.63	\$ 39,274.54	\$ 286,965.17	\$ 68,034.83	PA00002-03
4	Investor Owned Utility Consultant	2/21/2019	\$ 100,000.00	\$ 84,221.69		\$ 84,221.69	\$ 15,778.31	PA00002-04
5	District Legal Counsel		\$ 35,000.00	\$ 33,763.61	\$ 8,133.98	\$ 41,897.59	\$ (6,897.59)	PA00002-05
6	Contingency/Miscellaneous		\$ 30,000.00	\$ 9,931.83	\$ 33,814.12	\$ 43,745.95	\$ (13,745.95)	PA00002-10
	Total		\$ 650,000.00	\$ 524,409.97	\$ 120,418.59	\$ 644,828.56	\$ 5,171.44	

ITEM: INFORMATIONAL ITEM/STAFF REPORT**18. LETTERS RECEIVED****Meeting Date:** November 13, 2023 **Budgeted:** N/A**From:** David J. Stoldt,
General Manager **Program/** N/A
Line Item No.:**Prepared By:** Sara Reyes **Cost Estimate:** N/A**General Counsel Review:** N/A**Committee Recommendation:** N/A**CEQA Compliance:** This action does not constitute a project as defined by the California Environmental Quality Act Guidelines Section 15378.

A list of letters sent by and/or received by the Board Chair and/or General Manager between August 15, 2023 and October 31, 2023 is shown below.

The purpose of including a list of these letters in the Board packet is to inform the Board and interested citizens. Copies of the letters are available for public review at the District office. If a member of the public would like to receive a copy of any letter listed, please contact the District office. Reproduction costs will be charged. The letters can also be downloaded from the District's website at www.mpwmd.net.

Author	Addressee	Date	Topic
Sandy A. Seifert-Raffelson	Karen Paull	September 21, 2023	No Paid Workers' Compensation Claims in 2022-23
Susan Schiavone	Board of Directors	October 3, 2023	Letter to the Editor published in the September 22, 2023 issue of the Carmel Pine Cone
Melodie Chrislock	Board of Directors	October 4, 2023	Letter to the Editor published in the September 22, 2023 issue of the Carmel Pine Cone
Sandy A. Seifert-Raffelson	Karen Paull	October 3, 2023	No Paid Property/Liability Claims in 2022-23
John L. Varela	Board of Directors	October 4, 2023	Central Coast Water Agency Collaboration Forum
Melodie Chrislock	Board of Directors	October 20, 2023	Letters to the Editor for Monterey Herald and Carmel Pine Cone

Melodie Chrislock	Board of Directors	October 23, 2023	Letter to the Editor for Monterey Herald
Mark Milan	MPWMD	October 31, 2023	Letter to the Editor for Monterey Herald

U:\staff\Boardpacket\2023\20231113\Informational Items\18\Item-18.docx

ITEM: INFORMATIONAL ITEM/STAFF REPORT**19. COMMITTEE REPORTS****Meeting Date:** November 13, 2023 **Budgeted:** N/A**From:** David J. Stoldt,
General Manager **Program/
Line Item No.:** N/A**Prepared By:** Sara Reyes **Cost Estimate:** N/A**General Counsel Review:** N/A**Committee Recommendation:** N/A**CEQA Compliance:** This action does not constitute a project as defined by the California Environmental Quality Act Guidelines Section 15378.

Attached for your review as **Exhibits 19-A** through **19-D** are the Final Minutes of the committee meetings listed below.**EXHIBITS****19-A** MPWMD Water Demand Committee Meeting of August 3, 2023**19-B** MPWMD Finance and Administration Committee Meeting of September 11, 2023**19-C** MPWMD Finance and Administration Committee Meeting of October 5, 2023**19-D** MPWMD Water Supply Committee Meeting of September 5, 2023



EXHIBIT 19-A

Final Minutes Water Demand Committee of the Monterey Peninsula Water Management District Thursday, August 3, 2023 at 1:30 P.M.

The meeting was conducted via Zoom – Teleconferencing means.

CALL TO ORDER

Chair Anderson called the meeting to order at 1:32 p.m.

ROLL CALL

Committee Members Present:

Amy Anderson, Chair
Alvin Edwards
Karen Paul (alternate)

Committee Members Absent:

Marc Eisenhart

District Staff Members Present:

David J. Stoldt, General Manager
Stephanie Kister, Conservation Analyst
Kristina Pacheco, Board Clerk
Sara Reyes, Senior Office Specialist

District Counsel Present:

David C. Laredo and Fran Farina with De Lay and Laredo

COMMENTS FROM THE PUBLIC

Chair Anderson opened public comment; *No comments were directed to the committee.*

ACTION ITEMS

1. Consider Adoption of Committee Meeting Minutes from August 3, 2023

Chair Anderson introduced the item. Chair Anderson opened public comment. *No comments were directed to the committee.*

A motion was made by Committee Member Edwards with a second by Chair Anderson to approve the committee meeting minutes from August 3, 2023. The motion passed with a vote of 3-Ayes (Members Anderson and Edwards), 0-Noes, 1- Abstention (Member Paull) and 1-Absent (Member Eisenhart).

2. Consider Outreach Plan for Certified Landscape Irrigation Auditor Class

Chair Anderson introduced the item. Chair Anderson opened public comment. *No comments were directed to the committee.*

After staff presentation and brief discussion, a motion was made by Committee Member Paull with a second by Member Edwards, to approve offering an Irrigation Association Certified

Landscape Irrigation Auditor certification class locally and offer tuition assistance for participants. The motion passed on a vote of 3-Ayes (Members Anderson, Edwards and Paull), 0-Noes, and 1-Absent (Member Eisenhart).

DISCUSSION ITEMS

3. Update on Water for Housing (RHNA) Status

David J. Stoldt, General Manager provided introductory remarks and an overview of the Staff Note and exhibits provided to the committee. *After discussion regarding housing site inventory and available water supply for the 6th Cycle Regional Housing Needs Allocation (RHNA), the General Manager recommended that the district continue to monitor the County and their goals with regards to units built and their water usage, particularly multifamily developments. The committee also discussed the different leadership styles and actions of the jurisdictions involved in the RHNA allocation process and how the District should approach giving the jurisdictions water access with consideration of the difference between Cal-Am and non-Cal-Am served areas.*

4. Water Allocation Process Update – EIR Report, Other Tasks, and Schedule

David J. Stoldt, General Manager provided an overview of the Staff Note and exhibit provided to the committee. *After discussion regarding the Memorandum of Water Allocations and CEQA Project Status provided by Rincon Consultants and the District's future water allocation process the General Manager recommended that the District do an addendum to the Pure Water Monterey /Groundwater Replenishment (PWM/GWR) Supplemental EIR and anticipates having a few options to do so. The committee further discussed the District's action plan to determine allocations for multiple uses, including supply and demand driven by population, RHNA, commercial use, government use and anticipated growth. The Committee decided to bring the Memorandum and recommendation to the full board for discussion.*

SUGGEST ITEMS TO BE PLACED ON FUTURE AGENDAS

Modifications to the Water Supply & Demand forecast were discussed. General Manager Stoldt suggested that the adopted forecast remains valid and need not be changed. However, the Water Supply Committee will see alternate supply scenarios as part of the District doing a Water Supply Assessment for CPUC Phase 2 and local jurisdiction RHNA evaluation.

ADJOURNMENT

There being no further business, Chair Anderson adjourned the meeting at 2:36 p.m.

/s/ Kristina Pacheco

Kristina Pacheco, Committee Clerk
to the Water Demand Committee

Reviewed and Approved by the MPWMD Water Demand Committee on October 2, 2023
Received by the MPWMD Board of Directors on November 13, 2023



EXHIBIT 19-B

Final Minutes Monterey Peninsula Water Management District Finance and Administration Committee *September 11, 2023*

Meeting Location: District Office, Main Conference Room
5 Harris Court, Building G., Monterey, CA 93940
(*Hybrid: Meeting Held In-Person and via Zoom – Teleconferencing means*)

Call to Order

Chair Anderson called the meeting to order at 2:03 PM.

Committee members present: Amy Anderson, Chair
Alvin Edwards
Marc Eisenhart

Committee members absent: None

District staff members present: David Stoldt, General Manager
Suresh Prasad, Administrative Services Manager/Chief Financial Officer
Jon Lear, Water Resources Manager
Maureen Hamilton, District Engineer
Kristina Pacheco, Executive Assistant/Board Clerk
Sara Reyes, Sr. Office Specialist

District staff members absent: None

District Counsel present: David Laredo with De Lay & Laredo

Additions / Corrections to Agenda:

None

Comments from the Public:

None

Action Items:

1. Consider Adoption of August 14, 2023 Committee Meeting Minutes

On a motion by Edwards and second by Eisenhart, the minutes of the August 14 12, 2023 meeting were approved unanimously on a 3 – 0 vote by Eisenhart, Edwards and Anderson.

2. Consider Adoption of Treasurer’s Report for June 2023

On a motion by Eisenhart and second by Edwards, the Finance and Administration Committee recommended that the Board adopt the June 2023 Treasurer’s Report and financial statements, and ratification of the disbursements made during the month. The motion was approved unanimously on a 3 – 0 vote.

3. Consider Adoption of Treasurer’s Report for July 2023

On a motion by Edwards and second by Anderson, the Finance and Administration Committee recommended that the Board adopt the June 2023 Treasurer’s Report with the understanding that the financial statements will be presented at a future meeting and ratification of the disbursements made during the month. The motion was approved unanimously on a 3 – 0 vote.

Informational Items:**4. Report on Activity/Progress on Contracts Over \$25,000**

This item was presented as information to the committee. No action was required or taken by the committee.

5. Status Report on Measure J/Rule 19.8 Phase II Spending

This item was presented as information to the committee. No action was required or taken by the committee.

Discussion Item:**6. Review Draft September 18, 2023 Regular Board Meeting Agenda**

General Manager Stoldt reviewed the draft agenda with the committee and stated an additional Public Hearing Item will be added to the agenda to adopt a Resolution Modifying Rule 160 – Regulatory Water Production Targets for California American Water System.

Adjournment

Chair Anderson adjourned the meeting at 2:33 PM.

/s/ Sara Reyes

Sara Reyes, Committee Clerk
to the Finance and Administration Committee

Reviewed and Approved by the MPWMD Finance and Administration Committee on October 5, 2023
Received by the MPWMD Board of Directors on November 13, 2023



EXHIBIT 19-C

Final Minutes Monterey Peninsula Water Management District Finance and Administration Committee October 5, 2023

Meeting Location: District Office, Main Conference Room
5 Harris Court, Building G., Monterey, CA 93940
(Hybrid: Meeting Held In-Person and via Zoom – Teleconferencing means)

Call to Order

Chair Anderson called the meeting to order at 11:30 AM.

Committee members present: Amy Anderson, Chair
Alvin Edwards
George Riley

Committee members absent: Marc Eisenhart

District staff members present: David Stoldt, General Manager
Suresh Prasad, Administrative Services Manager/Chief Financial Officer
Jon Lear, Water Resources Manager
Maureen Hamilton, District Engineer
Kristina Pacheco, Executive Assistant/Board Clerk
Sara Reyes, Sr. Office Specialist

District staff members absent: None

District Counsel present: None

Additions / Corrections to Agenda:

None

Comments from the Public:

None

Action Items:

1. **Consider Adoption of September 11, 2023 Committee Meeting Minutes**
On a motion by Edwards and second by Anderson, the minutes of the September 11, 2023 meeting were approved 2 – 0 with 1 abstain vote by Riley.
2. **Consider Adoption of Treasurer's Report for August 2023**

On a motion by Edwards and second by Anderson, the Finance and Administration Committee recommended that the Board adopt the August 2023 Treasurer’s Report and financial statements, and ratification of the disbursements made during the month. The motion was approved unanimously on a 3 – 0 vote.

3. Declaration of Surplus Assets

On a motion by Anderson and second by Edwards, the Finance and Administration Committee recommended that the Board declare the items listed on Exhibit 3-A as surplus assets to be either donated or disposed at the Monterey Regional Waste Management District. The motion was approved unanimously on a 3 – 0 vote.

4. Consider Converting the Associate Hydrologist Position to Meter Program Coordinator Position

On a motion by Edwards and second by Riley, the Finance and Administration Committee recommended that the Board authorize the General Manager to convert the Associate Hydrologist Position to Meter Coordinator Position at Range 21 and begin the recruitment process. The motion was approved unanimously on a 3 – 0 vote.

Informational Items:

5. Report on Activity/Progress on Contracts Over \$25,000

This item was presented as information to the committee. No action was required or taken by the committee.

6. Status Report on Measure J/Rule 19.8 Phase II Spending

This item was presented as information to the committee. No action was required or taken by the committee.

Discussion Item:

7. Review Draft October 16, 2023 Regular Board Meeting Agenda

General Manager Stoldt reviewed the draft agenda with the committee. No changes were made by the committee.

Adjournment

Chair Anderson adjourned the meeting at 12:34 PM.

/s/ Sara Reyes

Sara Reyes, Committee Clerk
to the Finance and Administration Committee

Reviewed and Approved by the MPWMD Finance and Administration Committee on November 6, 2023
Received by the MPWMD Board of Directors on November 13, 2023

U:\staff\Boardpacket\2023\20231113\Informational Items\19\Item-19-Exh-19-C.docx



EXHIBIT 19-D

Final Minutes Water Supply Planning Committee of the Monterey Peninsula Water Management District *Tuesday, September 5, 2023*

Call to Order: Chair Edwards called the meeting to order at 3:04 p.m.

Committee Members Present: Alvin Edwards, Chair
Karen Paull (arrived at 3:13 p.m.)
George T. Riley

Committee Members Absent: None

Staff Members Present: David J. Stoldt, General Manager
Maureen Hamilton, District Engineer
Sara Reyes, Sr. Office Specialist

District Counsel Present: Fran Farina with De Lay & Laredo

Comments from the Public: Chair Edwards opened public comment; *the following comment was directed to the Committee.*

- (1) Susan Schiavone asked if any progress has occurred with the situation of Cal Am not using the amount of water they could take from the Carmel River and instead taking stored water.

Corrections / Additions to the Agenda None

Action Items

1. Consider Adoption of the July 5, 2023 Committee Meeting Minutes

David J. Stoldt, General Manager introduced Item No. 1.

Chair Edwards opened public comment; *no comments were directed to the Committee.*

A motion was offered by Riley with a second by Paull to approve the July 5, 2023 Committee Meeting Minutes. The motion passed on a roll-call vote of 3-Ayes (Riley, Paull and Edwards), 0-Noes and 0-Abstain.

Discussion Items

2. Review Beta Version of District Public Access Portal for District’s Stream, Dam, Lagoon, and Precipitation Gage Network

David J. Stoldt, General Manager provided a brief overview of the item and introduced Jonathan Lear, Water Resources Manager. Mr. Lear presented several sections of the District's website to demonstrate an upgrade to the District's stream flow data portal to a public facing database web server that was approved by the Board on November 14, 2022. The District has developed this website and data flow to share close to real-time data with colleagues and regulators and to alleviate staff time within the Water Resources Division to manually query the database to provide data on a case-by-case basis.

Chair Edwards opened public comment; *no comments were directed to the Committee.*

3. **Source Waters for Pure Water Monterey (PWM) and PWM Expansion**

General Manager David J. Stoldt stated that a letter was received by the City of Monterey and is presented as Exhibit 3-A in the meeting packet. The City of Monterey is formally requesting the preparation of a Water Supply Assessment for the Monterey 2031 Project. Mr. Stoldt stated the District will be taking on this task and will include additional information that will be useful for future planning purposes.

Chair Edwards opened public comment; *no comments were directed to the Committee.*

4. **Update on Pure Water Monterey Project**

Mr. Stoldt briefly reported that construction mobilization has begun and underwent a notice to proceed on August 14, 2023. The re-bid on the injection wells will take place on September 7, 2023, and once presented to the Monterey One Water Recycled Water Committee and the Monterey One Water Board in September, a notice to proceed will likely be issued in early October.

Chair Edwards opened public comment; *no comments were directed to the Committee.*

Suggest Items to be Placed on Future Agendas

None.

Adjournment

There being no further business, Chair Edwards adjourned the meeting at 4:12 p.m.

/s/ Sara Reyes

Sara Reyes, Committee Clerk
to the Water Supply Planning Committee

Reviewed and Approved by the MPWMD Water Supply Planning Committee on November 7, 2023

Received by the MPWMD Board of Directors on November 13, 2023

U:\staff\Boardpacket\2023\20231113\Informational Items\19\Item-19-Exh-19-D.docx

ITEM: INFORMATIONAL ITEM/STAFF REPORT**20. MONTHLY ALLOCATION REPORT****Meeting Date: November 13, 2023** **Budgeted: N/A****From: David J. Stoldt,** **Program: N/A**
General Manager **Line Item No.:****Prepared By: Gabriela Bravo** **Cost Estimate: N/A****General Counsel Review: N/A****Committee Recommendation: N/A****CEQA Compliance: This action does not constitute a project as defined by the California Environmental Quality Act Guidelines section 15378.**

SUMMARY: As of October 31, 2023, a total of **26.831** acre-feet (**7.8%**) of the Paralta Well Allocation remained available for use by the Jurisdictions. Pre-Paralta water in the amount of **30.568** acre-feet is available to the Jurisdictions, and **28.123** acre-feet is available as public water credits.

Exhibit 20-A shows the amount of water allocated to each Jurisdiction from the Paralta Well Allocation, the quantities permitted in October 2023 (“changes”), and the quantities remaining. The Paralta Allocation had no debits in October 2023.

Exhibit 20-A also shows additional water available to each of the Jurisdictions. Additional water from expired or canceled permits that were issued before January 1991 are shown under “PRE-Paralta.” Water credits used from a Jurisdiction’s “public credit” account are also listed. Transfers of Non-Residential Water Use Credits into a Jurisdiction’s Allocation are included as “public credits.” **Exhibit 20-B** shows water available to Pebble Beach Company and Del Monte Forest Benefited Properties, including Macomber Estates, Griffin Trust. Another table in this exhibit shows the status of Sand City Water Entitlement and the Malpaso Water Entitlement.

BACKGROUND: The District’s Water Allocation Program, associated resource system supply limits, and Jurisdictional Allocations have been modified by a number of key ordinances. These key ordinances are listed in **Exhibit 20-C**.

EXHIBITS**20-A** Monthly Allocation Report**20-B** Monthly Entitlement Report**20-C** District’s Water Allocation Program Ordinances

EXHIBIT 20-A
MONTHLY ALLOCATION REPORT
 Reported in Acre-Feet
 For the month of October 2023

Jurisdiction	Paralta Allocation*	Changes	Remaining	PRE-Paralta Water	Changes	Remaining	Public Credits	Changes	Remaining	Total Available
Airport District	8.100	0.000	5.197	0.000	0.000	0.000	0.000	0.000	0.000	5.197
Carmel-by-the-Sea	19.410	0.000	1.398	1.081	0.000	1.081	0.910	0.000	0.182	2.661
Del Rey Oaks	8.100	0.000	0.000	0.440	0.000	0.000	0.000	0.000	0.000	0.000
Monterey	76.320	0.000	0.298	50.659	0.000	0.181	38.121	0.000	2.451	2.920
Monterey County	87.710	0.000	10.578	13.080	0.000	0.352	7.827	0.000	1.181	12.121
Pacific Grove	25.770	0.000	0.000	1.410	0.000	0.014	15.874	0.000	0.002	0.016
Sand City	51.860	0.000	0.000	0.838	0.000	0.000	24.717	0.000	23.163	23.163
Seaside	65.450	0.000	0.360	34.438	0.008 Cr	28.940	2.693	0.000	1.144	30.444
District Reserve	9.000	0.000	9.000	N/A			N/A			9.000
TOTALS	342.720	0.000	26.831	101.946	0.008 Cr	30.568	90.142	0.000	28.123	85.522

Allocation Holder	Water Available	Changes this Month	Total Demand from Water Permits Issued	Remaining Water Available
Quail Meadows	33.000	0.000	32.320	0.680
Water West	12.760	0.000	10.074	2.686

* Does not include 15.280 Acre-Feet from the District Reserve prior to adoption of Ordinance No. 73.

EXHIBIT 20-B
MONTHLY ALLOCATION REPORT
ENTITLEMENTS
Reported in Acre-Feet
For the month of October 2023

Recycled Water Project Entitlements

Entitlement Holder	Entitlement	Changes this Month	Total Demand from Water Permits Issued	Remaining Entitlement/and Water Use Permits Available
Pebble Beach Co. *	196.730	0.010	32.282	164.448
Del Monte Forest Benefited Properties (Pursuant to Ord No. 109)	168.270	0.524	75.443	92.827
Macomber Estates	10.000	0.000	10.000	0.000
Griffin Trust	5.000	0.000	4.829	0.171
CAWD/PBCSD Project Totals	380.000	0.534	122.554	257.446

Entitlement Holder	Entitlement	Changes this Month	Total Demand from Water Permits Issued	Remaining Entitlement/and Water Use Permits Available
City of Sand City	206.000	0.000	8.114	197.886
Malpaso Water Company	80.000	0.008	22.325	57.675
D.B.O. Development No. 30	13.950	0.000	3.908	10.042
City of Pacific Grove	38.390	0.198	9.776	28.614
Cypress Pacific	3.170	0.000	3.170	0.000

* Increases in the Del Monte Forest Benefited Properties Entitlement will result in reductions in the Pebble Beach Co. Entitlement.

EXHIBIT 20-C

District's Water Allocation Program Ordinances

Ordinance No. 1 was adopted in September 1980 to establish interim municipal water allocations based on existing water use by the jurisdictions. Resolution 81-7 was adopted in April 1981 to modify the interim allocations and incorporate projected water demands through the year 2000. Under the 1981 allocation, Cal-Am's annual production limit was set at 20,000 acre-feet.

Ordinance No. 52 was adopted in December 1990 to implement the District's water allocation program, modify the resource system supply limit, and to temporarily limit new uses of water. As a result of Ordinance No. 52, a moratorium on the issuance of most water permits within the District was established. Adoption of Ordinance No. 52 reduced Cal-Am's annual production limit to 16,744 acre-feet.

Ordinance No. 70 was adopted in June 1993 to modify the resource system supply limit, establish a water allocation for each of the jurisdictions within the District, and end the moratorium on the issuance of water permits. Adoption of Ordinance No. 70 was based on development of the Paralta Well in the Seaside Groundwater Basin and increased Cal-Am's annual production limit to **17,619** acre-feet. More specifically, Ordinance No. 70 allocated 308 acre-feet of water to the jurisdictions and 50 acre-feet to a District Reserve for regional projects with public benefit.

In addition to releasing water from the development of the Paralta Well, Ordinance No. 70 established a "special reserve" of 12.76 acre-feet of water saved by system improvements to the former Water West System when it was purchased and integrated into Cal-Am. This reserve was made available to properties in the former Water West System on a first-come, first-served basis. The ordinance also increased Cal-Am's production limit for savings related to the annexation of the Quail Meadows subdivision.

Ordinance No. 73 was adopted in February 1995 to eliminate the District Reserve and allocate the remaining water equally among the eight jurisdictions. Of the original 50 acre-feet that was allocated to the District Reserve, 34.72 acre-feet remained and was distributed equally (4.34 acre-feet) among the jurisdictions.

Ordinance No. 74 was adopted in March 1995 to allow the reinvestment of toilet retrofit water savings on single-family residential properties. The reinvested retrofit credits must be repaid by the jurisdiction from the next available water allocation and are limited to a maximum of 10 acre-feet. This ordinance sunset in July 1998.

Ordinance No. 75 was adopted in March 1995 to allow the reinvestment of water saved through toilet retrofits and other permanent water savings methods at publicly owned and operated facilities. Fifteen percent of the savings are set aside to meet the District's long-term water conservation goal and the remainder of the savings are credited to the jurisdictions allocation. This ordinance sunset in July 1998.

Ordinance No. 83 was adopted in April 1996 and set Cal-Am's annual production limit at **17,621** acre-feet and the non-Cal-Am annual production limit at **3,046** acre-feet. The modifications to the production limit were made based on the agreement by non-Cal-Am water users to permanently reduce annual water production from the Carmel Valley Alluvial Aquifer in exchange for water service from Cal-Am. As part of the agreement, fifteen percent of the historical non-Cal-Am production was set aside to meet the District's long-term water conservation goal.

Ordinance No. 87 was adopted in February 1997 as an urgency ordinance establishing a community benefit allocation for the planned expansion of the Community Hospital of the Monterey Peninsula (CHOMP). Specifically, a special reserve allocation of 19.60 acre-feet of production was created exclusively for the benefit of CHOMP. With this new allocation, Cal-Am's annual production limit was increased to **17,641** acre-feet and the non-Cal-Am annual production limit remained at **3,046** acre-feet.

Ordinance No. 90 was adopted in June 1998 to continue the program allowing the reinvestment of toilet retrofit water savings on single-family residential properties for 90-days following the expiration of Ordinance No. 74. This ordinance sunset in September 1998.

Ordinance No. 91 was adopted in June 1998 to continue the program allowing the reinvestment of water saved through toilet retrofits and other permanent water savings methods at publicly owned and operated facilities.

Ordinance No. 90 and No. 91 were challenged for compliance with CEQA and nullified by the Monterey Superior Court in December 1998.

Ordinance No. 109 was adopted on May 27, 2004, revised Rule 23.5 and adopted additional provisions to facilitate the financing and expansion of the CAWD/PBCSD Recycled Water Project.

Ordinance No. 132 was adopted on January 24, 2008, established a Water Entitlement for Sand City and amended the rules to reflect the process for issuing Water Use Permits.

Ordinance No. 165 was adopted on August 17, 2015, established a Water Entitlement for Malpas Water Company and amended the rules to reflect the process for issuing Water Use Permits.

Ordinance No. 166 was adopted on December 15, 2015, established a Water Entitlement for D.B.O. Development No. 30.

Ordinance No. 168 was adopted on January 27, 2016, established a Water Entitlement for the City of Pacific Grove.

and a date that inspectors will be on Site to check the property. In October, District inspectors performed **8** verification inspections.

MPWMD is forwarding its CII inspection findings to California American Water (Cal-Am) for their verification with the Rate Best Management Practices (Rate BMPs) that are used to determine the appropriate Non-Residential rate division. Compliance with MPWMD's Rule 143 achieves Rate BMPs for indoor water uses. Properties with landscaping must also comply with Cal-Am's outdoor Rate BMPs to avoid Division 4 (Non-Rate BMP Compliant) rates. In addition to sharing information about indoor Rate BMP compliance, MPWMD notifies Cal-Am of properties with landscaping. Cal-Am then conducts an outdoor audit to verify compliance with the Rate BMPs. During October 2023, MPWMD referred **no** properties to Cal-Am for verification of outdoor Rate BMPs.

E. Water Waste Enforcement

The District has a Water Waste Hotline 831-658-5653 or an online form to report Water Waste occurrences at www.mpwmd.net or www.montereywaterinfo.org. There were **five** Water Waste responses during the past month. There were **no** repeated incidents that resulted in a fine.

II. WATER DEMAND MANAGEMENT

A. Permit Processing

As of July 6, 2021, the District has been processing both electronic and in person applications for Water Permits. Information can be found at <https://www.mpwmd.net/regulations/water-permits>.

District Rule 23 requires a Water Permit application for all properties that propose to expand or modify water use on a Site, including New Construction and Remodels. District staff processed and issued **68** Water Permits from October 1, 2023, and October 31, 2023. **Ten** Water Permits were issued using Water Entitlements (Pebble Beach Company, Malpasos Water, etc.). **No** Water Permits involved a debit to a Public Water Credit Account. In addition to those Water Permits issued in October, **13** Meter Permits and **eight** Hydrant Meter Permits were issued. All Water Permits have a disclaimer informing applicants of the Cease-and-Desist Order against California American Water and that MPWMD reports Water Permit details to California American Water.

District Rule 24-3-A allows the addition of a second Bathroom in an existing Dwelling Unit. Of the **68** Water Permits issued from October 1, 2023, and September 30, 2023, **six** were issued under this provision.

B. Permit Compliance

District staff completed **no** conditional Water Permit finals during October 2023. Staff completed **76** site inspections. **52** properties passed and **15** failed due to unpermitted fixtures.

C. Deed Restrictions

District staff prepares deed restrictions that are recorded on the property title to provide notice of District Rules and Regulations, enforce Water Permit conditions, and provide notice

of public access to water records. In April 2001, the District Board of Directors adopted a policy regarding the processing of deed restrictions. District staff provided Notary services for **58** Water Permits with deed restrictions.

D. Rebates

The full list of available rebates can be found in Rule 141:

<https://www.mpwmd.net/rules/Rule141-TableXIV-1.pdf>. Below is the rebate information for September and October 2023.

EXHIBITS

21-A Rebate information for September 2023

21-B Rebate information for October 2023

REBATE PROGRAM SUMMARY		September-2023				2023 YTD		1997 - Present	
I. Application Summary									
A.	Applications Received	95				732		30,791	
B.	Applications Approved	80				607		24,088	
C.	Single Family Applications	79				590		26,983	
D.	Multi-Family Applications	1				16		1,620	
E.	Non-Residential Applications	0				1		362	
II. Type of Devices Rebated		Number of Devices	Rebate Paid	Estimated AF	Gallons Saved	Year to Date Number	Year to Date Paid	Year to Date Estimated AF	
A.	High Efficiency Toilet (HET)	13	\$975.00	0.065000	21,180	91	\$6,900.00	0.45500	
B.	Ultra HET	1	\$125.00	0.010000	3,259	15	\$1,875.00	0.15000	
C.	Toilet Flapper			0.000000	0	0	\$0.00	0.00000	
D.	High Efficiency Dishwasher	15	\$1,875.00	0.045000	14,663	118	\$14,750.00	0.35400	
E.	High Efficiency Clothes Washer - Res	39	\$19,499.98	0.627900	204,602	324	\$161,624.98	5.21640	
F.	High Efficiency Clothes Washer - Com			0.000000	0	0	\$0.00	0.00000	
G.	Instant-Access Hot Water System	3	\$600.00	0.015000	4,888	16	\$3,199.98	0.08000	
H.	Zero Use Urinals			0.000000	0	0	\$0.00	0.00000	
I.	Pint Urinals			0.000000	0	0	\$0.00	0.00000	
J.	Cisterns			0.000000	0	10	\$2,386.25	0.00000	
K.	Smart Controllers	1	\$219.98	0.000000	0	16	\$2,252.15	0.00000	
L.	Rotating Sprinkler Nozzles			0.000000	0	0	\$0.00	0.00000	
M.	Moisture Sensors			0.000000	0	0	\$0.00	0.00000	
N.	Lawn Removal & Replacement			0.000000	0	0	\$0.00	0.00000	
O.	Graywater			0.000000	0	0	\$0.00	0.00000	
R.	Other - Smart Flowmeters	8	\$2,995.00	0.000000	0	46	\$10,292.00	0.00000	
III. TOTALS		80	\$26,289.96	0.762900	248,592	636	\$203,280.36	6.25540	
IV. TOTALS Since 1997									
						Paid Since 1997:	\$ 6,573,615	598.5	Acre-Feet Per Year Saved Since 1997 (from quantifiable retrofits)

REBATE PROGRAM SUMMARY		October-2023				2023 YTD			
I. Application Summary									
A.	Applications Received	76				808			
B.	Applications Approved	67				674			
C.	Single Family Applications	66				656			
D.	Multi-Family Applications	1				17			
E.	Non-Residential Applications	0				1			
II. Type of Devices Rebated		Number of Devices	Rebate Paid	Estimated AF	Gallons Saved	Year to Date Number	Year to Date Paid		
A.	High Efficiency Toilet (HET)	4	\$300.00	0.020000	6,517	95	\$7,200.00		
B.	Ultra HET	3	\$375.00	0.030000	9,776	18	\$2,250.00		
C.	Toilet Flapper			0.000000	0	0	\$0.00		
D.	High Efficiency Dishwasher	5	\$625.00	0.015000	4,888	123	\$15,375.00		
E.	High Efficiency Clothes Washer - Res	32	\$16,197.99	0.515200	167,878	356	\$177,822.97		
F.	High Efficiency Clothes Washer - Com			0.000000	0	0	\$0.00		
G.	Instant-Access Hot Water System	1	\$200.00	0.005000	1,629	17	\$3,399.98		
H.	Zero Use Urinals			0.000000	0	0	\$0.00		
I.	Pint Urinals			0.000000	0	0	\$0.00		
J.	Cisterns			0.000000	0	10	\$2,386.25		
K.	Smart Controllers	2	\$325.99	0.000000	0	18	\$2,578.14		
L.	Rotating Sprinkler Nozzles			0.000000	0	0	\$0.00		
M.	Moisture Sensors			0.000000	0	0	\$0.00		
N.	Lawn Removal & Replacement			0.000000	0	0	\$0.00		
O.	Graywater			0.000000	0	0	\$0.00		
R.	Other - Smart Flowmeter	21	\$3,886.00	0.000000	0	67	\$14,178.00		
III. TOTALS		68	\$21,909.98	0.585200	190,688	704	\$225,190.34		
IV. TOTALS Since 1997						Paid Since 1997:	\$ 6,595,525	599.1	Acre-Feet Saved Since 1997 (from quantifiable retrofits)

ITEM: INFORMATIONAL ITEM/STAFF REPORT**22. CARMEL RIVER FISHERY REPORT FOR SEPTEMBER 2023****Meeting Date: November 13, 2023 Budgeted: N/A****From: David J. Stoldt, General Manager Program/ Line Item No.: N/A****Prepared By: Beverly Chaney Cost Estimate: N/A****General Counsel Review: N/A****Committee Recommendation: N/A****CEQA Compliance: This action does not constitute a project as defined by the California Environmental Quality Act Guidelines Section 15378.**

AQUATIC HABITAT AND FLOW CONDITIONS: Los Padres Reservoir water level is currently 1,034 feet above-sea-level (1,040' is full) and flow releases were reduced to 10.5 cubic-feet-per-second (CFS). The Carmel River is still flowing to the lagoon. Juvenile steelhead rearing conditions remained "good to fair" in the mainstem, and no fish rescues were required in September.

September's mean daily streamflow at the Sleepy Hollow Weir gaging station ranged from 13 to 12 cfs (monthly mean 12.9 cfs), resulting in 742 acre-feet (AF) of runoff, while flows at the Highway 1 gage ranged from 7.7 to 6.2 cfs (monthly mean 6.8 cfs), resulting in 391 acre-feet (AF).

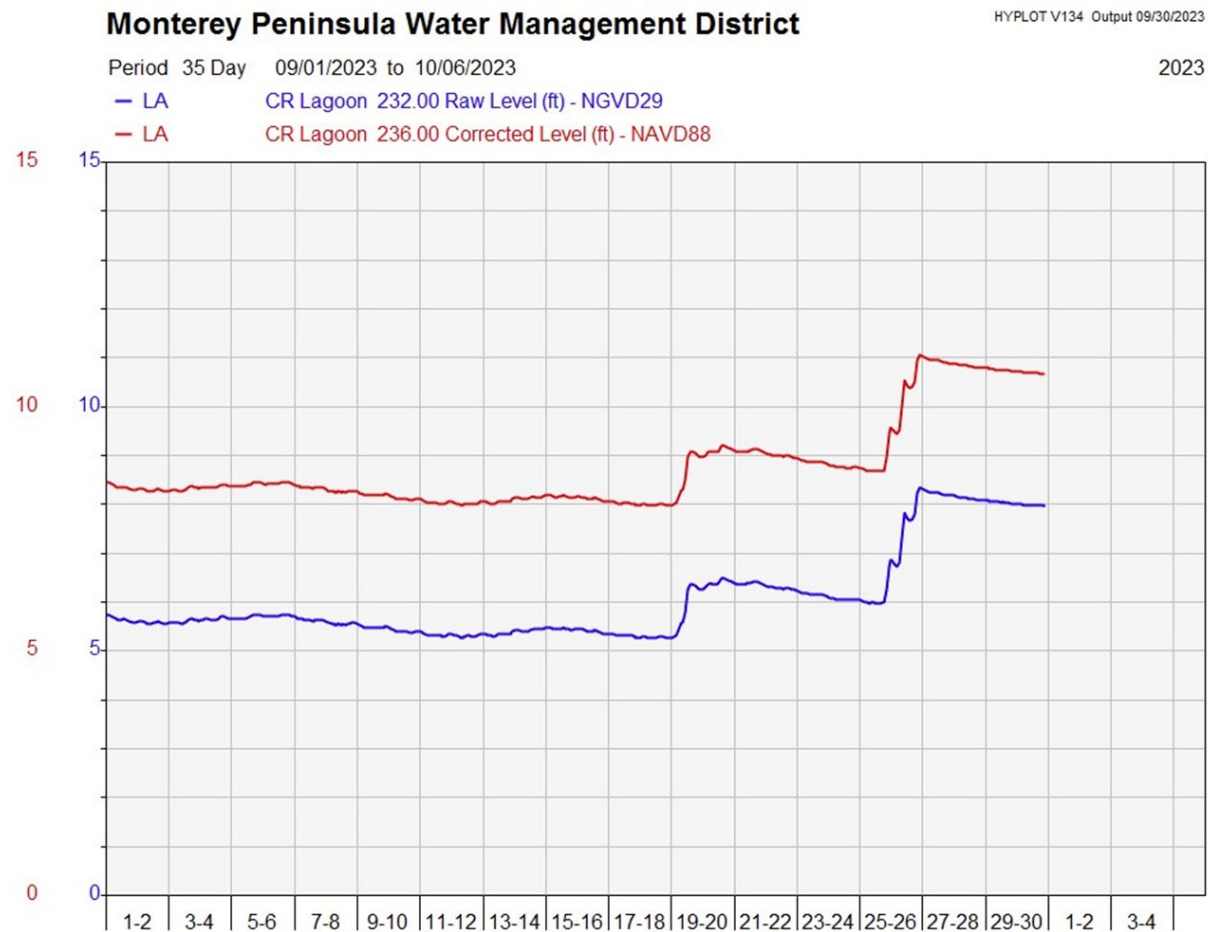
There were 0.04 inches of rainfall in September as recorded at the San Clemente gauge. The total rainfall for Water Year (WY) 2023 (which started October 1, 2022) was 35.23 inches, or 166% of the long-term year-to-date average of 21.19 inches.

CARMEL RIVER LAGOON: The lagoon water surface elevation (WSE) was steady from approximately 8 to 8.4 feet until September 20th when large ocean swells raised the level to 11 feet (North American Vertical Datum of 1988; NAVD 88) (See graph below).

Water quality depth-profiles were conducted at five sites on September 25, 2023, while the lagoon mouth was closed to the north, water surface elevation was rising from 8.0 -11 feet, and river inflow was 6.9 cfs. Steelhead rearing conditions were fair. Salinity levels were generally low to 1-meter depth but increased to 20 ppt at 3-meters depth, water temperatures are beginning to cool, ranging from 59-69 degrees Fahrenheit in the mainstem, and dissolved oxygen (DO) levels were variable, ranging from 0.5-16 mg/l.

JUVENILE STEELHEAD RESCUES – TRIBUTARIES: Staff started juvenile steelhead rescues in the tributaries on June 30, 2023, as the lower portions of the creeks started to dry. By the end of September, fisheries staff had spent 18 days and rescued a total of 6,352 fish including: 5,213 from Cachagua Creek, 218 from Hitchcock Creek, 758 from Robinson Creek, and 163 from Garza Creek. There were 19 mortalities (0.3%), and 304 fish (4.8%) were tagged (most were too small) before release back into the Carmel River.

Carmel River Lagoon Plot:



ITEM: INFORMATIONAL ITEM/STAFF REPORT**23. CARMEL RIVER FISHERY REPORT FOR OCTOBER 2023****Meeting Date: November 13, 2023 Budgeted: N/A****From: David J. Stoldt, General Manager Program/ Line Item No.: N/A****Prepared By: Beverly Chaney Cost Estimate: N/A****General Counsel Review: N/A****Committee Recommendation: N/A****CEQA Compliance: This action does not constitute a project as defined by the California Environmental Quality Act Guidelines Section 15378.**

AQUATIC HABITAT AND FLOW CONDITIONS: Los Padres Reservoir water level is currently 1,029 feet above-sea-level (1,040' is full), flow releases remained at 10.5 cubic-feet-per-second (CFS), and the water temperature below the dam was down to 62 degrees F. The Carmel River is still flowing to the lagoon. Juvenile steelhead rearing conditions were "good" in the mainstem, and no fish rescues were required in October.

October's mean daily streamflow at the Sleepy Hollow Weir gaging station ranged from 12 to 14 cfs (monthly mean 12.5 cfs), resulting in 766 acre-feet (AF) of runoff, while flows at the Highway 1 gage ranged from 6.2 to 8.6 cfs (monthly mean 7.3 cfs), resulting in 452 acre-feet (AF).

There were 0.15 inches of rainfall in October as recorded at the San Clemente gauge. The total rainfall for Water Year (WY) 2024 (which started October 1, 2023) was 0.15 inches, or 19% of the long-term year-to-date average of 0.76 inches.

CARMEL RIVER LAGOON: The lagoon water surface elevation (WSE) was generally steady at approximately 10.5 feet until October 19th when large ocean swells raised the level to 11.8 feet (North American Vertical Datum of 1988; NAVD 88) (See graph below).

Water quality depth-profiles were conducted at five sites on October 23, 2023, while the lagoon mouth was closed, water surface elevation was ~11.7 feet, and river inflow was 8.9 cfs. The northern arm is now reconnected to the main body. Steelhead rearing conditions were fair. Salinity levels were higher due to wave overtopping, ranging from 1 - 26 ppt at depth, water temperatures are beginning to cool, ranging from 60 - 66 degrees Fahrenheit, and dissolved oxygen (DO) levels were generally low, ranging from 0.05 - 9.6 mg/l.

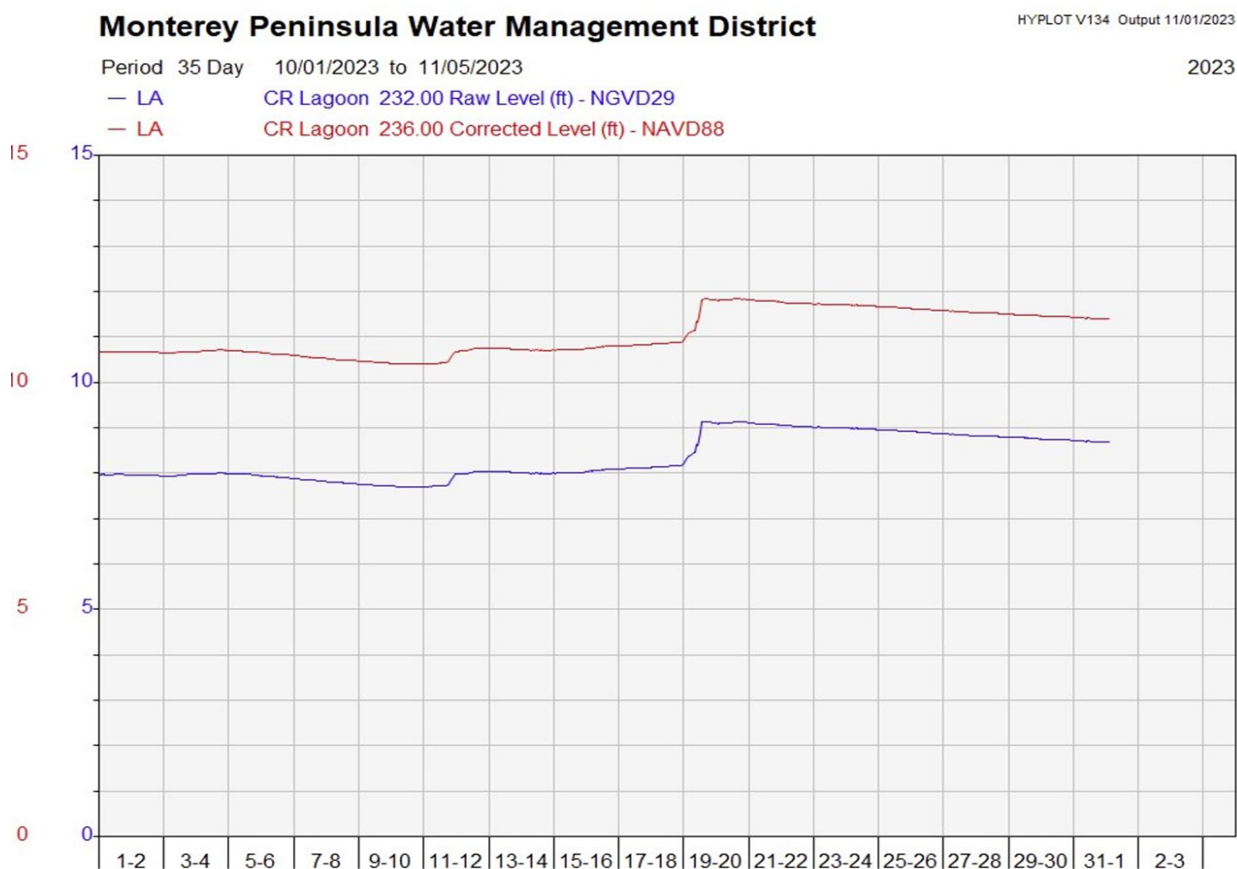
FALL FIELD SAMPLING:

Annual juvenile steelhead population surveys - Environmental Resources Division staff completed the annual juvenile steelhead population surveys at nine sites between Valley Greens Road and Los Padres Dam. Preliminary results show an average fish density of 0.80 fish-per-lineal-foot with the highest densities between Stonepine and Los Padres.

Embeddedness surveys - Staff completed the annual embeddedness surveys at 10 sites in September (substrate size and quality are measured). Overall, the sand from the removal of San Clemente Dam in 2015 continues to move downstream and out of the system, and some large cobble/boulder bars were reconfigured from the high 2023 flows. Steelhead spawning and rearing habitat look good.

Benthic Macroinvertebrate (BMI) Surveys – BMI samples will be collected from six sites in early November, continuing the District’s 23-year program analyzing steelhead habitat and food quality.

Carmel River Lagoon Plot:



ITEM: INFORMATIONAL ITEM/STAFF REPORT**24. MONTHLY WATER SUPPLY AND CALIFORNIA AMERICAN WATER PRODUCTION REPORT**

Meeting Date:	November 13, 2023	Budgeted:	N/A
From:	David J. Stoldt, General Manager	Program/ Line Item No.:	N/A
Prepared By:	Jonathan Lear	Cost Estimate:	N/A

General Counsel Review: N/A**Committee Recommendation: N/A**

CEQA Compliance: Exempt from environmental review per SWRCB Order Nos. 95-10 and 2016-0016, and the Seaside Basin Groundwater Basin adjudication decision, as amended and Section 15268 of the California Environmental Quality Act (CEQA) Guidelines, as a ministerial project; Exempt from Section 15307, Actions by Regulatory Agencies for Protection of Natural Resources.

Exhibit 24-A shows the water supply status for the Monterey Peninsula Water Resources System (MPWRS) as of **October 1, 2023**. This system includes the surface water resources in the Carmel River Basin, the groundwater resources in the Carmel Valley Alluvial Aquifer and the Seaside Groundwater Basin. **Exhibit 24-A** is for Water Year (WY) 2023 and focuses on three factors: rainfall, runoff, and storage. The rainfall and Streamflow values are based on measurements in the upper Carmel River Basin at Sleepy Hollow Weir.

Water Supply Status: Rainfall through **September** 2023 totaled **0.04 inches** and brings the cumulative rainfall total for WY 2023 to **35.23 inches**, which is **166%** of the long-term average through **September**. Estimated unimpaired runoff through **September** totaled **479 acre-feet (AF)** and brings the cumulative runoff total for WY 2023 to **209,060 AF**, which is **304%** of the long-term average through **September**. Usable storage for the MRWPRS was **27,420 acre-feet**, which is **98%** of average through **September**, and equates to **83%** percent of system capacity.

Production Compliance: Under State Water Resources Control Board (SWRCB) Cease and Desist Order No. 2016-0016 (CDO), California American Water (Cal-Am) is allowed to produce no more than 3,376 AF of water from the Carmel River in WY 2023. Through **September**, using the CDO accounting method, Cal-Am has produced **2,417 AF** from the Carmel River (excluding **511 AF** of Table 13 and **92 AF** of Mal Paso.) In addition, under the Seaside Basin Decision, Cal-Am is allowed to produce 1,474 AF of water from the Coastal Subareas and 0 AF from the Laguna Seca Subarea of the Seaside Basin in WY 2023. Through **September**, Cal-Am has produced **1,571 AF** from the Seaside Groundwater Basin. Through **September**, **1,656 AF** of Carmel River Basin groundwater have been diverted for Seaside Basin injection; **806 AF** have been recovered for customer use, **511 AF** have been diverted under Table 13 water rights, and **3,548 AF** of Pure Water Monterey recovered. Cal-Am has produced **9,118 AF** for customer use from all sources through **September**. **Exhibit 24-B** shows production by source. Some of the values in this report may be revised in the future as Cal-Am finalizes their production values and monitoring data.

EXHIBITS**24-A** Water Supply Status: **October 1, 2023****24-B** Monthly Cal-Am production by source: WY 2023

EXHIBIT 24-A

**Monterey Peninsula Water Management District
Water Supply Status
October 1, 2023**

Factor	Oct – Sep 2023	Average To Date	Percent of Average	Oct – Sep 2022
Rainfall (Inches)	35.23	21.19	166%	13.23
Runoff (Acre-Feet)	209,060	68,870	304%	22,894
Storage⁵ (Acre-Feet)	27,420	27,890	98%	26,610

Notes:

1. Rainfall and runoff estimates are based on measurements at San Clemente Dam. Annual rainfall and runoff at Sleepy Hollow Weir average 21.22 inches and 67,246 acre-feet, respectively. Annual values are based on the water year that runs from October 1 to September 30 of the following calendar year. The rainfall and runoff averages at the Sleepy Hollow Weir site are based on records for the 1922-2022 and 1902-2022 periods respectively.
2. The rainfall and runoff totals are based on measurements through the dates referenced in the table.
3. Storage estimates refer to usable storage in the Monterey Peninsula Water Resources System (MPWRS) that includes surface water in Los Padres and San Clemente Reservoirs and ground water in the Carmel Valley Alluvial Aquifer and in the Coastal Subareas of the Seaside Groundwater Basin. The storage averages are end-of-month values and are based on records for the 1989-2022 period. The storage estimates are end-of-month values for the dates referenced in the table.
4. The maximum storage capacity for the MPWRS is currently 33,130 acre-feet.

Production vs. CDO and Adjudication to Date: WY 2023

(All values in Acre-Feet)

Year-to-Date Values	MPWRS					Water Projects and Rights				Water Projects and Rights Total
	Carmel River Basin ⁶	Seaside Groundwater Basin		Adjudication Compliance	MPWRS Total	ASR Recovery	PWM Recovery	Table 13 ⁷	Sand City ³	
		Coastal	Laguna Seca							
Target	3,355	1,965	0	1,965	5,320	990	2,990	1,040	300	5,320
Actual ⁴	2,417	1,442	129	1,571	3,988	806	3,548	511	173	5,038
Difference	938	523	-129	394	1,332	184	-558	529	127	282
WY 2022 Actual	4,085	1,513	138	1,651	5,737	0	3,683	68	120	3,872

1. This table is current through the date of this report.
2. For CDO compliance, up to 600 AF ASR Injection, Mal Paso, and Table 13 diversions are included in River production per State Board.
3. Sand City Desal, Table 13, and ASR recovery are also tracked as water resources projects.
4. To date, 1656 AF and 511 AF have been produced from the River for ASR and Table 13 respectively.
5. All values are rounded to the nearest Acre-Foot.
6. For CDO Tracking Purposes, Carmel River production for ASR injection is capped at 600 AFY.
7. Table 13 diversions are reported under water rights but counted as production from the River for CDO tracking.

Monthly Production from all Sources for Customer Service: WY 2023

(All values in Acre-Feet)

	Carmel River Basin	Seaside Basin	ASR Recovery	PWM Recovery	Table 13	Sand City	Mal Paso	Total
Oct-22	269	105	0	405	0	20	7	805
Nov-22	221	87	0	334	0	27	9	677
Dec-22	189	38	0	359	20	9	9	624
Jan-23	110	38	0	340	102	14	9	613
Feb-23	3	37	0	436	91	0	8	575
Mar-23	69	170	0	499	101	1	8	848
Apr-23	28	289	0	302	98	7	7	731
May-23	24	624	0	0	101	26	9	783
Jun-23	497	114	206	0	0	25	8	849
Jul-23	445	15	79	327	0	23	5	894
Aug-23	305	14	224	327	0	21	7	898
Sep-23	257	41	297	219	0	0	6	820
Total	2,417	1,571	806	3,548	511	173	92	9,118
WY 2022	3,947	1,651	0	3,683	68	120	47	9,516

1. This table is produced as a proxy for customer demand.
2. Numbers are provisional and are subject to correction.

ITEM: INFORMATIONAL ITEM/STAFF REPORT**25. QUARTERLY WATER USE CREDIT TRANSFER STATUS REPORT****Meeting Date: November 13, 2023 Budgeted: N/A****From: David J. Stoldt, General Manager Program/ Line Item No.: N/A****Prepared By: Gabriela Bravo Cost Estimate: N/A****General Counsel Review: N/A****Committee Recommendation: N/A****CEQA Compliance: This action does not constitute a project as defined by the California Environmental Quality Act Guidelines section 15378.**

Information about Water Use Credit transfer applications will be reported as applications are received. There are no pending Water Use Credit transfer applications.

ITEM: INFORMATIONAL ITEM/STAFF REPORT**26. QUARTERLY CARMEL RIVER RIPARIAN CORRIDOR MANAGEMENT PROGRAM REPORT****Meeting Date: November 13, 2023** **Budgeted: N/A****From: Dave Stoldt,** **Program/ N/A**
General Manager **Line Item No.:****Prepared By: Thomas Christensen** **Cost Estimate: N/A****General Counsel Review: N/A****Committee Recommendation: N/A****CEQA Compliance: This action does not constitute a project as defined by the California Environmental Quality Act Guidelines Section 15378.**

IRRIGATION OF RIPARIAN VEGETATION: The supplemental watering of riparian restoration plantings is currently being carried out for the summer and fall season at six Monterey Peninsula Water Management District (District) riparian habitat restoration sites. The following irrigation systems were in use April through September: Sleepy Hollow, deDampierre, Trail and Saddle Club, Begonia, Schulte, and San Carlos.

Water Use in Acre-Feet 2023 (AF)(preliminary values subject to revision)

January - March	0.00 AF
April - June	0.04
July – September	<u>0.83</u>
Year-to-date	0.87 AF

MONITORING OF RIPARIAN VEGETATION: Starting in July 2023, staff recorded bimonthly observations of canopy vigor on target willow and cottonwood trees to provide an indication of plant water stress and corresponding soil moisture levels. Four locations (Rancho Cañada, San Carlos, Valley Hills, and Schulte) are monitored for canopy ratings based on a scale from one to ten. This scale evaluates characteristics such as yellowing leaves and percentages of defoliation (see scale on **Exhibit 26-A**). A total of 12 willows and 12 cottonwoods at these locations provide a data set of established and planted sample trees that are representative of trees in the Carmel River riparian corridor. Combined with monthly readings from the District’s array of monitoring wells and pumping records for large-capacity Carmel Valley wells in the California American Water service area, the District’s monitoring provides insight into the status of soil moisture through the riparian corridor.

Current monitoring results for the 2023 monitoring season to date show that riparian vegetation is experiencing little to no moisture stress associated groundwater extraction because of the wet winter. It is important to note that irrigation around municipal wells is carried out to help alleviate impacts from water extraction. The graph in **Exhibit 26-A** shows average canopy ratings for

willows and cottonwoods in selected restoration sites in lower Carmel Valley. The graph in **Exhibit 26-B** shows impacts to water table elevations. The types of monitoring measurements made during July through September are as follows:

Monitoring Measurement

Canopy ratings	(See Exhibit 26-A for trends.)
Groundwater levels (monitoring wells)	(See Exhibit 26-B for trends.)
Groundwater pumping (production wells)	

OTHER TASKS PERFORMED SINCE THE JULY 2022 QUARTERLY REPORT:

1. **Carmel River Vegetation Management:** In September, District staff carried out vegetation management at ten sites where downed trees or encroaching vegetation created blockages in the active channel. The work was carried out with permits from the U.S. Army Corps of Engineers, NOAA Fisheries (NMFS), U.S. Fish and Wildlife Service, California Department of Fish and Wildlife, and the Regional Water Quality Control Board. The work will reduce the risk of streambank erosion along riverfront properties.

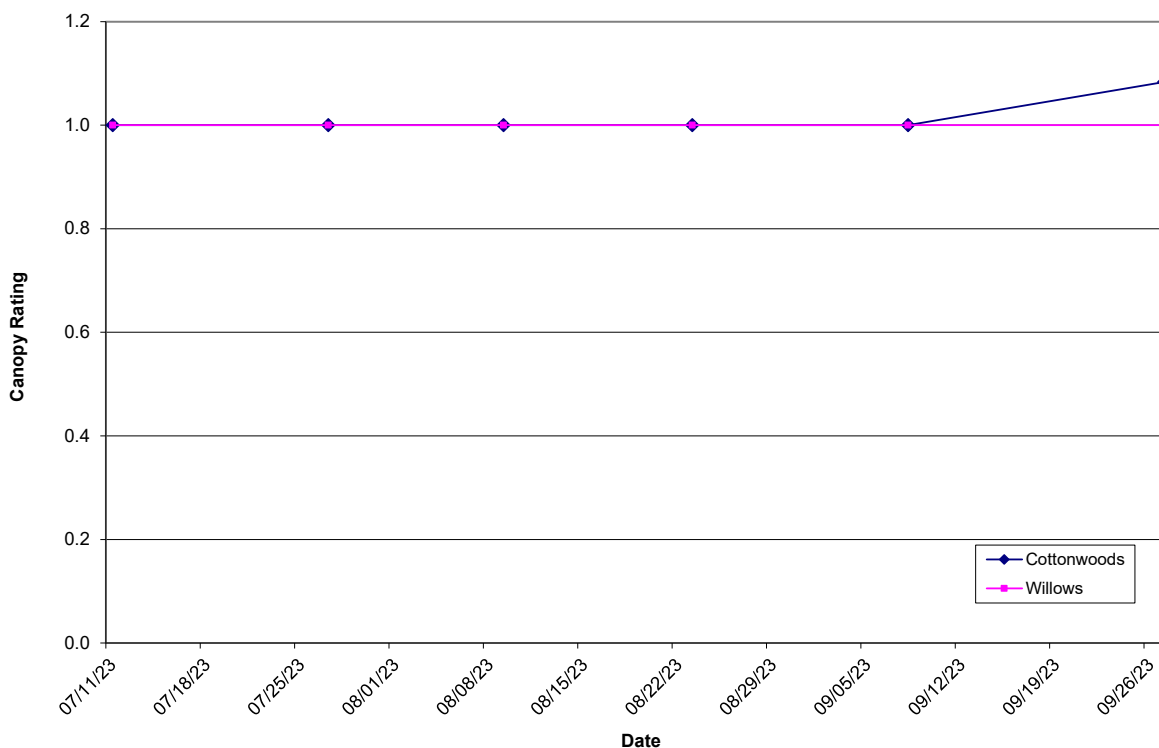
EXHIBITS

26-A Average Willow and Cottonwood Canopy Rating

26-B Depth to Groundwater

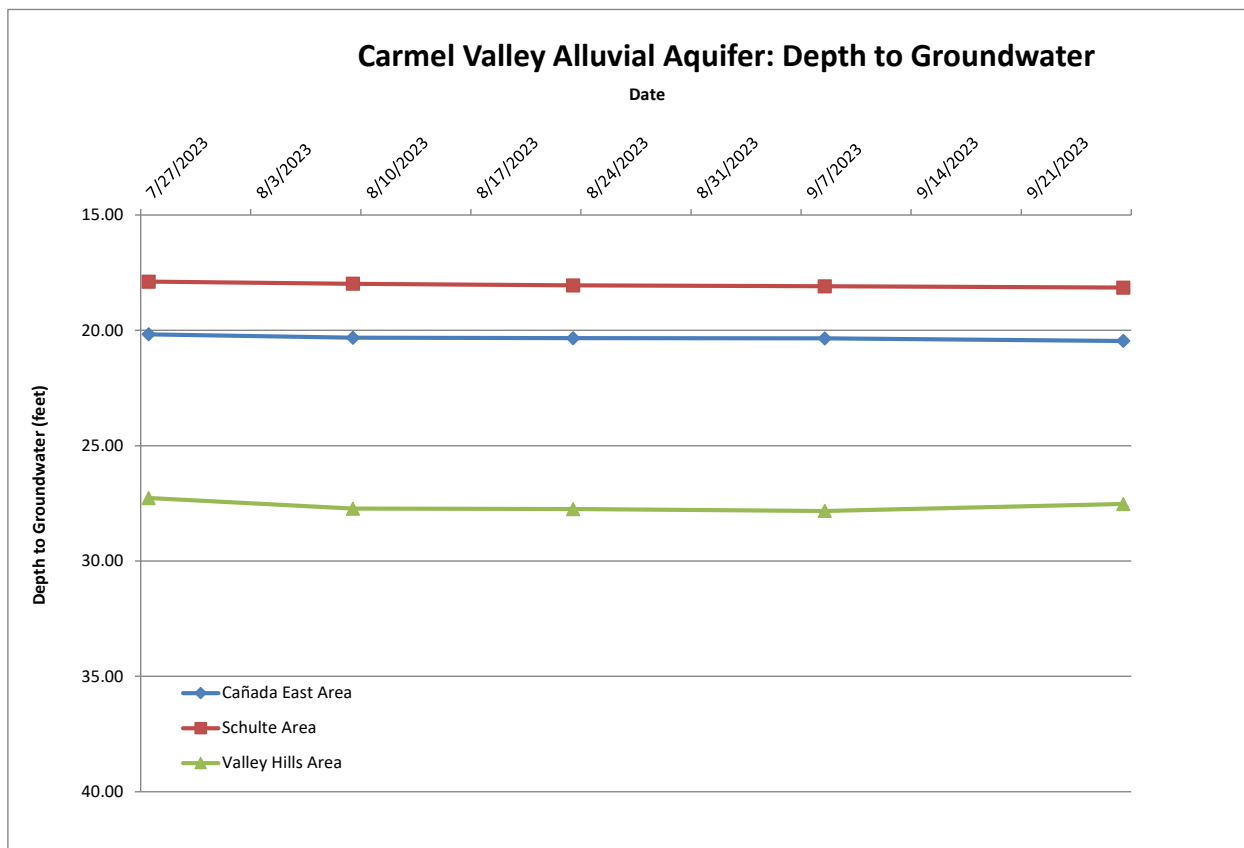
EXHIBIT 26-A

**Carmel River Riparian Vegetation:
Average Canopy Rating for Cottonwoods and Willows**



Canopy Rating Scale		Stress Level
1=	Green, obviously vigorous	none, no irrigation required
2=	Some visible yellowing	low, occasional irrigation required
3=	Leaves mostly yellowing	moderate, regular irrigation required
4=	< 10% Defoliated	moderate, regular irrigation required
5=	Defoliated 10% to 30%	moderate, regular irrigation required
6=	Defoliated 30% to 50%	moderate to high, additional measures required
7=	Defoliated 50% to 70%	high stress, risk of mortality or canopy dieback
8=	Defoliated 70% to 90%	high stress, risk of mortality or canopy dieback
9=	> 90% Defoliated	high stress, risk of mortality or canopy dieback
10=	Dead	consider replanting

EXHIBIT 26-B





Supplement to November 13, 2023 MPWMD Board Packet

Attached are copies of letters sent and/or received between **September 21, 2023** and **October 31, 2023**. These letters are listed in the Monday, October 16, 2023 Board Packet under Letters Received.

Author	Addressee	Date	Topic
Sandy A. Seifert-Raffelson	Karen Paull	September 21, 2023	No Paid Workers' Compensation Claims in 2022-23
Susan Schiavone	Board of Directors	October 3, 2023	Letter to the Editor published in the September 22, 2023 issue of the Carmel Pine Cone
Melodie Chrislock	Board of Directors	October 4, 2023	Letter to the Editor published in the September 22, 2023 issue of the Carmel Pine Cone
Sandy A. Seifert-Raffelson	Karen Paull	October 3, 2023	No Paid Property/Liability Claims in 2022-23
John L. Varela	Board of Directors	October 4, 2023	Central Coast Water Agency Collaboration Forum
Melodie Chrislock	Board of Directors	October 20, 2023	Letters to the Editor for Monterey Herald and Carmel Pine Cone
Melodie Chrislock	Board of Directors	October 23, 2023	Letter to the Editor for Monterey Herald
Mark Milan	MPWMD	October 31, 2023	Letter to the Editor for Monterey Herald

September 21, 2023

Ms. Karen Paull
Board Chair
Monterey Peninsula Water Management District
Post Office Box 85
Monterey, California 93942

RECEIVED

SEP 25 2023

MPWMD

Re: No Paid Workers' Compensation Claims in 2022-23

Dear Ms. Paull,

This letter is to formally acknowledge the dedicated efforts of the Monterey Peninsula Water Management District's Governing Body, management and staff towards proactive loss prevention and workplace safety. Your agency's efforts have resulted in no "paid" workers' compensation claims for program year 2022-23. A "paid" claim for the purposes of this recognition represents the first payment on an open claim during the prior program year. This is a great accomplishment!

In addition to this annual recognition, members with no "paid" claims during 2022-23 earned one credit incentive point (CIP) thereby reducing their annual contribution amount. Also, members without claims receive a lower "experience modification factor" (EMOD), which also reduces their annual contribution amount.

As SDRMA is dedicated to serving its members and preventing claims, we would appreciate your agency taking a moment and sharing with us what made your District successful in preventing work-related injuries. Our goal is to incorporate your successful ideas and suggestions into our loss prevention programs to benefit all members of SDRMA. Please forward any ideas or suggestions to us at memberplus@sdrma.org.

On behalf of the SDRMA Board of Directors and staff, it is my privilege to congratulate the Governing Body, management, and staff for their commitment to proactive loss prevention and safety in the workplace.

Sincerely,
Special District Risk Management Authority



Sandy A. Seifert-Raffelson, President
Board of Directors

From: [susan schiavone](#)
To: [Sara Reyes](#)
Subject: Letter for Board Packet
Date: Tuesday, October 3, 2023 9:49:53 AM

Letter to the editor published in Pine Cone

Buyout Brings Lower Cost

Measure J required the district pursue the take-over of Cal-Am, if feasible, and the feasibility study determined it is.

Cal-Am's experience at running a water company is all about making a profit for investors. It has never been about running our water system in a cost-effective, efficient manner. MPWMD has received national awards for transparency and fiscal management. They have been selling water for years to Pebble Beach.

Cal Am has no transparency and a history of charging Monterey ratepayers much more than any of its other operations in California. Average bills in San Diego, and Sacramento are \$50 and \$38 while Monterey is \$115, highest of any comparable system. We have decades of water shortage and arguably the most expensive water in the country to show for Cal-Am's experience at running a water system.

The cost of the buyout is offset by current Cal-Am profit we already pay. The estimated revenue requirement in the first year of operation under MPWMD is actually projected to be lower than Cal Am. Savings increase after thirty years when acquisition bonds are retired, adding estimated annual savings of \$29 million. Savings also occur by eliminating Cal-Am high corporate overhead.

Cal-Am ratepayers subsidize Cal-Am acquisitions of other water utilities and Cal-Am pushes up rates through excessive surcharges. Cal-Am spends massive amounts of our money for capital projects they abandon or modify, providing little or no benefit.

Investor-owned monopolies like Cal-Am don't have competition. The CPUC was created to remedy this with regulation, but they don't. When Cal Am held our urgently needed new water supply hostage, demanding

another \$20 million before they would buy the water, the CPUC caved to their demand.

Under public ownership, we won't be subject to Cal-Am's defective decision-making or CPUC forcing ratepayers to pay for failed projects. Simply put, public agencies, which make no profit, provide retail water at lower cost.

Susan Schiavone, Seaside

From: mwchrislock@redshift.com
To: [Alvin Edwards](#); [Amy Anderson](#); [George Riley](#); [Karen Paull](#); [District 5](#); [Marc Eisenhart](#); [Ian Oglesby](#); [Dave Stoldt](#); [Sara Reyes](#)
Subject: Letter to the Editor
Date: Wednesday, October 4, 2023 8:43:20 PM
Attachments: [image001.png](#)

Carmel Pine Cone | September 22, 2023

'Verifiable facts'

Dear Editor,

There have been a number of misleading and inaccurate facts cited in your recent position statements regarding the potential buyout of Cal Am's water system. To be very brief, here are bullet points of verifiable facts for clarification:

■ When Measure J passed in 2018, it became a mandate to the Monterey Peninsula Water District (MPWD) to determine the feasibility of acquiring Cal Am. Measure J was not a feasibility study and over 24,000 voters passed Measure J by a majority 56%. Actual feasibility was proven in 2019.

■ Still in September of 2023, Monterey County has some of the most expensive water in the USA at a cost of over \$ 150 for approximately 5,000 gallons per month.

■ There have been decades of water shortages.

■ No new water has had the impact of no new housing.

■ Lastly, there has been an over-pumping of our two natural water sources of the Carmel River and the Seaside Basin.

Until the final terms of the transfer can be determined, it is not possible to finalize the potential cost savings but it will surely result in a more transparent, equitable, and non-usurious water company management.

Kenneth Pelletier,
Carmel

October 3, 2023

Ms. Karen Paull
Board Chair
Monterey Peninsula Water Management District
Post Office Box 85
Monterey, California 93942

RECEIVED

OCT - 5 2023

MPWMD

Re: No Paid Property/Liability Claims in 2022-23

Dear Ms. Paull,

This letter is to formally acknowledge the dedicated efforts of the Monterey Peninsula Water Management District's Governing Body, management, and staff towards proactive risk management and loss prevention training. Your agency's efforts have resulted in no "paid" property/liability claims for program year 2022-23. A "paid" claim for the purposes of this recognition represents the first payment on an open claim during the prior program year and excludes property claims. This is a great accomplishment!

In addition to this annual recognition, members with no "paid" claims during 2022-23 earned one credit incentive point (CIP), thereby reducing their annual contribution amount.

As SDRMA is dedicated to serving its members and preventing claims, we would appreciate your agency taking a moment and sharing with us what made your District successful in preventing property/liability losses. Our goal is to incorporate your successful ideas and suggestions into our loss prevention programs to benefit all members of SDRMA. Please forward any comments or suggestions to us at memberplus@sdrma.org.

On behalf of the SDRMA Board of Directors and staff, it is my honor to congratulate the Governing Body, management, and staff for their commitment to proactive risk management and loss prevention training.

Sincerely,
Special District Risk Management Authority



Sandy A. Seifert-Raffelson, President
Board of Directors



October 4, 2023

BOARD OF DIRECTORS

[John L. Varela](#) / Chair (District 1)

[Barbara F. Keegan](#) / Vice Chair (District 2)

[Richard P. Santos](#) (District 3)

[Jim Beall](#) (District 4)

[Nai Hsueh](#) (District 5)

[Tony Estremera](#) (District 6)

[Rebecca Eisenberg](#) (District 7)

CHIEF EXECUTIVE OFFICER

[Rick L. Callender, Esq.](#)

CLERK OF THE BOARD

[Michele L. King, CMC](#)

Subject: Central Coast Water Agency Collaboration Forum.

Dear Members of ACWA Region 5:

Santa Clara Valley Water District (Valley Water) is gauging interest in starting a collaboration forum for water agencies in California's Central Coast region.

Valley Water, as the primary water provider to Silicon Valley and a vibrant agricultural community, manages an integrated water resources system that includes the supply of clean, safe water, flood protection and stewardship of streams in Santa Clara County. Our success in meeting this mission is often the result of collaborations with other agencies, associations, non-governmental agencies, joint powers authorities, and elected officials.

Water agencies throughout the Central Coast share many similarities, including a responsibility to balance municipal and agricultural interests. Due to our unique geography and climate, we also face many of the same challenges in maintaining water supply reliability in the areas we serve, such as an uncertain regulatory future, a changing climate, and pressure to provide affordable service. These circumstances lend themselves to being creative, perhaps through new partnership opportunities.

Please respond to Ms. Roseryn Bhudsabourg at (408)630-3099 or rbhudsabourg@valleywater.org if a Central Coast collaboration forum would be of value to you. If there is sufficient interest, we will explore next steps and follow up with you. Thank you for your consideration.

Sincerely,

John L. Varela
Board Chair
Santa Clara Valley Water District

cc: Board of Directors (7), R. Callender
ka:sd
1002a-l



From: mwchrislock@redshift.com
To: [Alvin Edwards](#); [Amy Anderson](#); [George Riley](#); [Karen Paull](#); [District 5](#); [Marc Eisenhart](#); [Ian Oglesby](#); [Dave Stoldt](#); [Sara Reyes](#)
Subject: Herald / Pine Cone Letters Oct 18 and 20
Date: Friday, October 20, 2023 11:13:38 AM

Monterey Herald
Letters to the editor: Oct. 18, 2023

Water justice victory

The Monterey Peninsula Water Management District (MPWMD) board unanimously voted 6-0 (with one recusal) to proceed with an eminent domain legal process to buyout Cal Am to the great joy of citizens overwhelmed for decades by Cal Am's tyranny of greed, mismanagement, and unethical practices.

We the citizens want to express our profound gratitude for the courage, impeccable integrity, and conscientious work of the MPWMD board and staff. Their exceptional quality of governance, imbued with transparency and accountability to the voters, inspires us with renewed hope that the Monterey Peninsula's water security can be assured, pending a positive court outcome and Marina's sole water supply no longer threatened.

Thank you to Public Water Now (PWN) leaders and citizens for 10 years of tireless work and perseverance in this monumental struggle for water justice. These community water warriors set the high bar of achievement in upholding our U.S. Constitution and Bill of Rights that make our country the greatest free nation in history.

Most of all, we thank God for this miraculous opportunity to seek eminent domain relief from the soulless corporate control of Cal Am.

Margaret-Anne Coppernoll, Marina

Carmel Pine Cone | October 20, 2023

Public vs. monopoly

A recent letter in the Pine Cone made the common mistake of confusing

Cal Am, an investor-owned CPUC regulated utility, with a typical for-profit business in a competitive market. In a typical market, consumers who can't afford the price of a product can buy from another seller or defer purchasing the product. But water is a necessity and Cal Am is a monopoly. Free market rules don't apply.

The CPUC is supposed to be a substitute for competition and regulate Cal Am to keep water affordable, but it has not done so effectively.

When Cal Am tells the CPUC it expects to sell 10,000 acre-feet of water to generate X amount of revenue, but falls short and sells 9,000 acre-feet, the CPUC allows Cal Am to charge us for that 1,000 acre-feet of water we didn't use. The Public Advocates Office at the CPUC estimates that since 2010, Cal Am has charged us as much as \$60 million to \$70 million for water we didn't use. Charging customers for a service or product they didn't request or use would not be tolerated in normal business practice.

The Monterey Peninsula Water Management District has published 83 findings with evidence that support the public benefits and necessity of a Cal Am buyout.

Eighty-four percent of Californians get their water from publicly owned, nonprofit water companies. Studies comparing those utilities to private for-profit water providers have found that nonprofit, public systems provide water of equal or higher quality at lower cost. The unreasonably high cost of water under Cal Am is the most important reason voters passed Measure J.

Marli Melton, Carmel Valley

Free market doesn't apply

A Cal Am representative quipped, "MPMWD does not have the expertise to run our water system". The workers of Cal Am are a valuable resource, they will not be replaced. The highly paid executives, the constant rate hikes and the millions of dollars in profits from our community that flow back to the parent company in New Jersey, American Water Works will be eliminated.

Did Cal Am ever deliver on the state mandate to develop an alternative water source for the Carmel River? In the 60-plus years Cal Am has been in charge of our water system it has never proposed an economical new source of water for the Monterey Peninsula.

It was Monterey One Water and MPMWD that brought Pure Water Monterey to the rescue. The expansion of Pure Water Monterey will be completed in less than two years and is expected to lift the CDO and meter moratorium.

Cal Am wasted \$200 million to develop plans for an extraordinarily expensive and unnecessary desalination plant that would enrich American Water shareholders. Cal Am would be the 'middle man' if such a boondoggle construction project were to go forward. No expertise there, just more profits flowing to American Water in New Jersey.

I am all for free enterprise but Cal Am is a monopoly with a government guaranteed profit and no competition. Its expertise lies in knowing how to get around the CPUC to raise our water rates to extreme levels and exceed its authorized profit. Its parent company American Water Works is one of the most profitable utilities on the New York Stock Exchange.

Tammie Timmion, Monterey

From: mwchrislock@redshift.com
To: [Alvin Edwards](#); [Amy Anderson](#); [George Riley](#); [Karen Paull](#); [District 5](#); [Marc Eisenhart](#); [Ian Oglesby](#); [Dave Stoldt](#); [Sara Reyes](#)
Subject: Herald Letter to the Editor – Melodie Chrislock
Date: Monday, October 23, 2023 7:43:33 AM

Monterey Herald | October 21, 2023

OPINION

Cal Am Buyout

Cal Am is not your normal private business. This is an investor-owned utility regulated by the CPUC. It's a monopoly with no competition. Its revenue is guaranteed by the government based on its assets. The CPUC allows Cal Am to add 10.2% of the value of its assets to our water rates as profit.

The cost of water under MPWMD will always be lower than Cal Am because that 10.2% profit on hundreds of millions of dollars in assets will not be added to our bills, nor will Cal Am's excessive overhead, management salaries, legal costs, regulatory expenses, taxes, failed projects or the cost of statewide acquisitions.

Private businesses try to keep cost down to maximize profit, but it's just the opposite with CPUC regulated utilities. Cal Am must keep costs high to raise its profits. That's right. The more it spends to build or acquire assets the more profit it makes. For example, Cal Am makes no profit on the Pure Water Monterey project because it cannot claim it as an asset. It's owned by a public agency.

But it would make major profits on its proposed desal plant. The CPUC Public Advocates Office estimates that if Cal Am were to build this desal plant and add it to its asset base our water bills would increase by 60% to 70%.

The Water Management District makes no profit and that's why it can offset the cost of acquiring Cal Am without raising water costs.

Cal Am claims MPWMD will lose in eminent domain and cites Apple Valley and Claremont as proof. But they fail to mention the eight successful public water buyouts over the last twenty years, including Ojai, Felton, Montara, and Missoula, Montana.

It's possible that MPWMD could lose. But ten million dollars in legal fees pales in comparison when you realize Cal Am has added 31 million dollars to our rates in the last year alone. Those who oppose the buyout should be looking at the risk and cost of staying with Cal Am.

This is a case of nothing ventured, nothing gained...and in this case the gains for all of us would be huge.

Melodie Chrislock
Managing director of Public Water Now

From: [Mark Millan](#)
To: [Undisclosed Recipients](#)
Subject: Monterey One Water - LTE, Monterey Herald 10/31/23
Date: Tuesday, October 31, 2023 1:52:55 PM

Letter to Editor – Monterey Herald 10/31/23

Monterey One Water

An Oct. 18 letter regarding Monterey One Water (M1W) was misinformed. M1W is not hiding its rate structure and is a public, not private, entity. Prior to 1971, every community had its own treatment plant discharging sewage into Monterey Bay. The 1972 Federal Clean Water Act required communities to increase treatment standards and bring regional efficiency to sewer system management. M1W was formed by Monterey, Pacific Grove, and Seaside Sanitation Districts. Since then, others in northern Monterey County joined, forming a Joint Powers Authority. M1W had not raised rates for 12 years, prior to last year, and did so with open public notification and meetings. As a public agency, they must follow Proposition 218 rules for raising rates, including full public hearings and disclosure and will do so in the future. The main reason for adding fees to the tax rolls is to save money by eliminating the outsourced billing service. The projected annual savings of \$400,000 (\$4 million over 10 years) will be used for future capital projects. Staff hours saved will be used to promote increased usage of its customer assistance program.

M1W's financial documents and policies are publicly available. M1W has received the distinguished "Triple Crown" awards from the Government Finance Officers Association for financial excellence and transparency. The agency has received several awards for its visionary Pure Water Monterey recycled water system which will be providing two thirds of our water supply by 2026. We should celebrate having such a great public agency working on our behalf!

— *Susan L. Schiavone, Seaside*

News Update



www.DataInstincts.com

You received this news item because your address has been included with a list of individuals interested in updates regarding new water supply options.